

Attachment One (1)

Committee on Domestic Violence
Legislative Subcommittee
February 13, 2020

Contents: Committee on Domestic Violence
Legislative Subcommittee Meeting Minutes
January 15, 2020

**NEVADA OFFICE OF THE ATTORNEY GENERAL
COMMITTEE ON DOMESTIC VIOLENCE (CDV)
LEGISLATIVE SUBCOMMITTEE**

Meeting Minutes

Wednesday, January 15, 2020 at 9:00 a.m.

Meeting Location:

Office of the Attorney General
Mock Courtroom
100 North Carson Street
Carson City, NV 89701

1. Call to order and roll call of members.
 - a. The Committee on Domestic Violence (CDV) Legislative Subcommittee meeting was called to order at 9:00 a.m.
 - b. Present
 - Chairwoman Green, April (Chairwoman Green)
 - Meuschke, Sue (Meuschke)
 - Ramos, Suzanne (Ramos)
 - a. Absent
 - Scott, Annette (Scott)
 - Yoxsimer, Denise (Yoxsimer)
 - a. Staff
 - O'Banion, Nicole (O'Banion)
 - Mouannes, Jason (Mouannes)
 - Detmer, Michael (Detmer)
 - a. Public
 - None
 - b. Quorum established
2. Public Comment
 - a. No Public comment
3. **For Possible Action:** Review, discussion, and possible approval of *December 11, 2019 Meeting Minutes*.

Attachment 1

 - a. O'Banion suggested members take a moment to review the minutes from the previous Committee on Domestic Violence (CDV) Legislative Subcommittee meeting. She asked for a motion to approve the meeting

minutes. Motion to accept the minutes by Meuschke. Seconded by Ramos. No further discussion. All in favor. Motion passed.

4. **For Discussion and Possible Action:** Legislative Subcommittee member Sue Meuschke, Executive Director, Nevada Coalition to End Domestic and Sexual Violence will facilitate a discussion on the *Draft List of Legislative Changes*. The Subcommittee status of the listed NRS. Members will volunteer to contact identified sources and obtain information on each NRS that apply to that source for discussion at the next Legislative Subcommittee meeting

Attachment 2

- a. **Meuschke:** I went through and moved the changes from each bill into their chapter, and I did make one error under chapter 49, I listed something from chapter 480, which will need to be moved. This chart ranks out the changed by NRS sections, (Chapter 33, 125,171, ect) As I looked at all of these, there is no single or exact way that we can necessarily obtain information about how that law is being implemented. I think there are some places we can go to get some reports, the Uniform Crime Report (UCR) from Department of Public Safety has reporting on protection orders which may or may not include all of the changes that happened here as we are talking about change of definition, consideration of factors, service, ect. But that is a good place to look at what information is contained there. Through the UCR, there is also information about arrests, but this last report was problematic in that it did not contain any information from Metro, so I do think we need to talk to the Department of Public Safety and find out if that will be an ongoing issue. If that is the case, then we don't have any statewide reporting. In terms of the U-Visa issues, there is supposed to be a report that is going to LCB on the implantation of this, and we can look at that and see if that is enough of a report. I think some of this will be antidotal and will be coming from people who are not getting a two year extended order. It may require this body or some other body to convene some focus group, and listening sessions to ask specifically about pieces of this legislation and or create some way that people can report on an ongoing basis. The AOC does a report about cases in courts, and breaks out cases in the District, Justice and Municipal courts and has sections that talk about Domestic Violence. So that might be something we can compare year to year, because we changed from misdemeanor to gross misdemeanor to felony to see if there is any movement in that. Does anyone want to address any of these chapters?
- b. **ALL:** No, we don't

- c. **Meuschke:** Does anyone have any ideas about other ways that we can collect information about the implementation of some of these pages?
- d. **Ramos:** I know we had a defendant already violate the appeal so we are referring it to the DA's office and we will know what will be antidotal. I am sure the court would know if there is any appeal violations that are gross misdemeanors.
- e. **Meuschke:** I am sure those stats exist, but I am not sure how much of it is compiled.
- f. **Ramos:** Well I think they report to the AOC, but I don't know how current they are.
- g. **Meuschke:** So the courts do report, but I do not know if they report in that much detail. They break it down in fairly broad categories (it's a misdemeanor, its domestic violence, it's a felony). Let's pull that report for the next meeting, and identify what we will be able to get from that.
- h. **O'Banion:** That is what I was going to suggest, and see what we can do from there.
- i. **Meuschke:** Nicole, were you able to reach out to DPS to find out the lack of metro reporting?
- j. **O'Banion:** When you said that I remembered that Eric Spratley has said that they are in the process of switching reporting systems, so Metro reported to the new system and the rest of the state hadn't gotten over to the new system. So I am going to reach out to Eric and get clarification on where we access the information from the new reporting system and if we can pull reports from both so we make sure we have data from the entire state. Do you want me to see if we can get a copy of the report that they are supposed to be sending LCB, or will we just get that from LCB once they send it?
- k. **Ramos:** The report that Metro is getting.
- l. **O'Banion:** Yes, I am going to reach out to Eric and find out where those systems are so that I can give correct information and how to get the reports from the new system that is transferring over, and find out which jurisdictions are still reporting to the old system and which ones have transferred over to the new one.

- m. **Meuschke:** So if you go to the UCR tab in the Department of Public Safety Website, you can look at the published report for 2018, regardless of where or what system the information is going to, it will seem that they should have been able to incorporate that information. They published a report stating only 6,000 arrests or cases of Domestic Violence in Nevada.
- n. **O'Banion:** I can reach out to Mindy at DPS to see about that, but when I originally reached out to her, only about a few weeks ago, they responded with what the fiscal impact was to their agency. Thought we might want to contact someone else in DPS to get the information we are looking for.
- o. **Meuschke:** So if Metro and other groups have reported in a different system and there is a different report that has been generated, is there any way that that can be published. I did not see anything where they made that observation that because of system change, the largest jurisdiction in the state is not included, therefore these numbers are incomplete.
- p. **O'Banion:** I'll just reach out to Mindy and ask her to connect me with the person or persons who would be the contact for UCR.
- q. **Meuschke:** In terms of the report from AOC, obviously some of these changes won't go into effect until January 1 so there is no reporting to be done yet. It takes a little bit after the end of the year for these reports to be generated. I get them third hand so I am not exactly sure when they come out, but they are on the AOC website. We talk to John or Robin about when it generally comes out and figure that out.
- r. **O'Banion:** Are you willing to do the AOC part and I'll do the DPS part?
- s. **Meuschke:** Sure, I will get the reports and send a copy to you to go out to everyone so they can have the opportunity to look at it and we can determine whether the data that is there is specific enough to answers questions such as the extend orders.
- t. **O'Banion:** So that is the two we are going to start with then, AOC and DPS?
- u. **Meuschke:** Yes, that would be great. I do think at some point we finish looking at those reports and understating what that can tell, that we might want to then consider how we do focus groups or listening sessions and by that we may want to ask sheriffs and chiefs and DA's.

- v. **O'Banion:** Is there any other comments about item four? Great let's move on to item 5.
5. **For Discussion and Possible Action:** Legislative Subcommittee member Sue Meuschke, Executive Director, Nevada Coalition to End Domestic and Sexual Violence will facilitate a discussion on action item #3 from the *Action Plan*, review and recommend potential 2021 legislation to the Committee on Domestic Violence.

Attachment 3

- a. **Meuschke:** One of the items on the action plan was to create a process to recommend to take and one of the things I said I would do is go back through the past and look at the different ways that this committee has participate. Going back to the beginning of the committee, before there was any structure available, the committee actually drafted requests for legislation. In 1997, there was this huge bill that created the ombudsman's office, created treatment standards and requirements, made changes to any number of statues around Domestic Violence and that all came from the counsel. After that, there was a belief that now there are staff within the Attorney General's office that were working on some of these issues and there was an opportunity for the counsel to review and comment on proposals that were coming out of the Attorney General's office. There was still participation by the council members and the committee when legislation was being proposed. Moving forward, I think there was less direct involvement in the legislation and more just reviewing and commenting but also reaching out in search of other legislation. The other thing that this committee had been responsible for was the development bi-annual reporting for the legislature. The question is, could this committee or the counsel be involved in anything, and if so, what would we suggest it look like and what do you think?
- b. **O'Banion:** One thing that would involve the committee is expanding to include Sexual Assault and Human Trafficking, since we essentially already doing that, do we want to expand that in the NRS and then potentially add to or change the name of the committee to include Sexual Assault and Human Trafficking along with Domestic Violence.
- c. **Meuschke:** That would be a legislative proposal.
- d. **O'Banion:** Right, but is that something we want to?

- e. **Meuschke:** The question I am asking, not specific legislative issues at this moment, is what we as a committee think the role of the committee should be in terms of legislation. Should we be actively advocating for legislation or reviewing as it comes by or should we not be doing anything. There are a lot of different permutations, but we need to decide if this is something we want to be involved in and of course it would need to go to the committee for voting.
- f. **Chairwomen Green:** I will be honest, but I do not know if I have time to review potential litigation all the time. Here at Legal Aid during the legislative “pre-season” we always get a lot of emails but with a full caseload and a unit to run it. I find it hard to concentrate enough on what is written. Somethings are very obvious and others you have to do a lot of work and I am not sure I have that time.
- g. **O’Banion:** I know that several of the committee members are automatically very active, like yourself Sue, Eric Spratley, myself, the Attorney General, so I don’t know if those who already are really active at the legislature during session want to get together and keep the information circulating between that group of committee members that are actively down at the legislature on a regular basis. I am not sure how to do that.
- h. **Meuschke:** So I think one of the things we make a decision about is what role does the committee as a body, and this subcommittee as a body want to play in this process. I heard what April said and believe that is a lot, but is there an appetite for this committee to take on a legislative issue, like Nicole suggested there is an issue, but is creating some legislative change a role for this committee or the broader committee? Yes or no, these are just questions that come up. It is deciding what it is the committee will do, whether that is just getting reports from the people that are involved so people are aware of what is happening, but if it is being able to be clear that our legislative committee is or is not out there drafting legislation. I think we just need to clarify so everyone knows our role to solve questions like “why don’t we do that?” or “why are we doing that?”
- i. **Ramos:** I don’t have time a lot but still think it is important for the committee to be active in that because we are the committee for the state of Nevada and if were aren’t pushing issues or supporting them, then what are we doing ? So I think it is important that we have some involvement and clarification with the whole committee and those who are active that are going to be there as there agency is part of speaking on behalf of Domestic Violence.

- j. **Detmer:** A subcommittees powers, functions, their authorities are not dictated by a statue or regulation or some other executive order. It would be dictated by the parent committee. I believe the Chairwomen already discussed this, but a conversation on what kind of role the subcommittee would like to take on is fine, but ultimately unless the function that you discussed is provided by statue or regulation or executive order it would have to be vested onto you by the parent committee, which I believe you said that, so I apologize.
- k. **Meuschke:** The discussion we are having here is what we are going to take back to the larger group for our recommendation. So Susan you are thinking that the committee should be actively involved in the legislative process?
- l. **Ramos:** It depends on my job because we have jury trials, and this is my first year on the legislative committee so I have never participated in the past and I have gone to testify on some bills as an advocate. I just think we need to come up with some options and have the whole committee vote on it.
- m. **Meuschke:** What I would ask is to think about what you are asking and how that would be put into practice. I am asking that because the counsel, the committee, has gone through a variety of different postures and some have worked and not worked. I think we just need to be clear about what we think and then be able to have this discussion with the larger committee and then further that discussion with them, but we need it to be clear what we are asking. Any other thoughts?
- n. **Chairwomen Green:** While I do have my time constraints, I do see the logic in the sense that this is a natural thing for a committee calling itself the legislative committee-subcommittee for the Attorney General to be involved with important legislation and to weigh in on all related to that. I just hope that we can find a way to carve out what the roles/ expectations are so that there is clarity and the workload is evenly distributed.
- o. **Meuschke:** I think that is the full purpose behind this discussion. Is it even possible for a committee to follow every piece of legislation? Given all the information we have gathered in the last year for the suggestion that has come from the Attorney General's office that this one thing happened, that we as a committee will take a position on this and work on this particular bill and that is it. There are all the pieces that we need to be clear about.

- p. **Ramos:** That is what I am thinking, that we just select from all the proposed bills and choose what ones we are going to be in support of. I think that is a lot better than going over every bill, prioritize.
- q. **Meuschke:** If the two of you could put your ideas into writing and send that to Nicole.
- r. **O'Banion:** We need to set our next meeting date and then I can give deadline for that.
- s. **Ramos:** I do want to submit it to you to review before it gets seen by the main committee.
- t. **Meuschke:** We are looking at April 2020.
- u. **O'Banion:** We have had monthly meetings since the subcommittee got started, so I don't know if we want to meet again towards the end of February or not. Are we done discussing item 5 and ready to move on?
- v. **Meuschke:** We are done with 5, we have some thoughts and next meeting we can come to some consensus
6. **For Information Only:** the CDV's tentative future meeting dates:
- Training Subcommittee: TBD | Location: Mock Courtroom, Carson City Office of the Attorney General (Sometime in February)
 - Court Subcommittee: January 27, 2020 @ 12:00 p.m. | Location: Mock Courtroom, Carson City Office of the Attorney General
 - Committee on Domestic Violence: January 28, 2020 @ 10:00 a.m. | Location: Mock Courtroom, Carson City Office of the Attorney General via video Conference Room 4500, Las Vegas Office of the Attorney General. (Webinar on Jeanne Geiger's High Risk Model Approach)

O'Banion: We just need to set a date for the next Legislative Subcommittee Meeting:

Ramos: Do you want to send some suggested dates or just decide now?

O'Banion: Let's decide now if we can, it just expedites the process. Looking at February 3, 2020.

Ramos: February the 13th, or the 20th?

O'Banion: I can do either of those, Sue?

Meuschke: I could do the morning of the 13th.

O'Banion: So 9:00 am on the February 13, 2020. Which means I will need to have the write ups from April and Suzanne and from you, Sue, if you have any ideas as well by COB on the 5th. And just to go over the agenda ideas that I wrote down to have for the next agenda, we will have the AOC and the UCR reports to discuss, for where they may apply to our NRS list. And any other statutes that we aren't able to answer in those reports, we will have a discussion on any other possible sources. I will also have on there to review the action plan and discuss if we would like to possibly add listening sessions for the Legislative Subcommittee. Finally, a discussion on the role of the subcommittee in regards to the legislation.

Meuschke: So a question in what the agenda might look like, we have done our work around high risk teams, we are going to bring all the information, will we be bringing any of that back to the subcommittee?

O'Banion: We can add items after we do that webinar, then we can add an item on the high risk team model approach. I will need any material by COB on February 5, 202 for discussion in the next subcommittee which is at 9:00 am on February 13, 2020. Any more comments on item 6?

7. **Public Comment**

None

8. **For Possible Action:** Adjournment

O'Banion: Can I get a motion to adjourn?

Meuschke: I motion

Chairwomen Green: I second

- a. Meeting Adjourned

Minutes respectfully submitted by: Kristalei Wolfe
Edited by: **Nicole O'Banion**
Office of the Attorney General

Attachment Two (2)

Committee on Domestic Violence
Legislative Subcommittee
February 13, 2020

Contents: Administration of the Courts Statistics
Uniform Crime Report Statistics

Table B1-1. Criminal Caseload Processed by District Courts in Nevada, Fiscal Year 2019.

| District Court, Criminal Caseload, Aggregate (1 of 2) | | | Felony, Total | Gross Misdemeanor, Total | Criminal Appeal from LJ Courts | Totals | |
|---|---------------------------------|---|-------------------------------|--------------------------|--------------------------------|-----------------|---|
| Totals ^a | Nevada District Courts | New Filings (cases) | 10,719 | 1,791 | 151 | 12,661 | |
| | | Reopened (cases) | 4,238 | 517 | 4 | 4,759 | |
| | | Charges | 19,960 | 2,488 | 0 | 22,448 | |
| | | Grand Total Dispositions | 14,214 | 2,130 | 115 | 16,459 | |
| | | Total Non-Trial Dispositions | 14,046 | 2,124 | 115 | 16,285 | |
| | | Total Bench Trial Dispositions | 12 | 3 | 0 | 15 | |
| | | Total Jury Trial Dispositions | 156 | 3 | 0 | 159 | |
| 1st Judicial District | Carson City District Court | New Filings (cases) | 235 | 26 | 7 | 268 | |
| | | Reopened (cases) | 62 | 7 | 1 | 70 | |
| | | Charges | 313 | 31 | 0 | 344 | |
| | | Grand Total Dispositions | 242 | 25 | 0 | 267 | |
| | | Total Non-Trial Dispositions | 238 | 25 | 0 | 263 | |
| | | Total Bench Trial Dispositions | 0 | 0 | 0 | 0 | |
| | | | Total Jury Trial Dispositions | 4 | 0 | 0 | 4 |
| | Storey County District Court | New Filings (cases) | 10 | 2 | 0 | 12 | |
| | | Reopened (cases) | 0 | 0 | 0 | 0 | |
| | | Charges | 11 | 2 | 0 | 13 | |
| | | Grand Total Dispositions | 0 | 0 | 0 | 0 | |
| | | Total Non-Trial Dispositions | 0 | 0 | 0 | 0 | |
| Total Bench Trial Dispositions | | 0 | 0 | 0 | 0 | | |
| | | Total Jury Trial Dispositions | 0 | 0 | 0 | | |
| 2nd Judicial District | Washoe County District Court | New Filings (cases) | 1,872 | 447 | 28 | 2,347 | |
| | | Reopened (cases) | 667 | 145 | 0 | 812 | |
| | | Charges | 2,650 | 620 | 0 | 3,270 | |
| | | Grand Total Dispositions | 1,668 | 421 | 0 | 2,089 | |
| | | Total Non-Trial Dispositions | 1,638 | 420 | 0 | 2,058 | |
| | | Total Bench Trial Dispositions | 0 | 0 | 0 | 0 | |
| | | Total Jury Trial Dispositions | 30 | 1 | 0 | 31 | |
| 3rd Judicial District | Lyon County District Court | New Filings (cases) | 239 | 53 | 1 | 293 | |
| | | Reopened (cases) | 85 | 11 | 0 | 96 | |
| | | Charges | 338 | 79 | 0 | 417 | |
| | | Grand Total Dispositions | 294 | 59 | 0 | 353 | |
| | | Total Non-Trial Dispositions | 288 | 59 | 0 | 347 | |
| | | Total Bench Trial Dispositions | 0 | 0 | 0 | 0 | |
| | | Total Jury Trial Dispositions | 6 | 0 | 0 | 6 | |
| 4th Judicial District | Elko County District Court | New Filings (cases) | 305 | 137 | 9 | 451 | |
| | | Reopened (cases) | 141 | 51 | 1 | 193 | |
| | | Charges | 537 | 149 | 0 | 686 | |
| | | Grand Total Dispositions | 439 | 150 | 9 | 598 | |
| | | Total Non-Trial Dispositions | 427 | 150 | 9 | 586 | |
| | | Total Bench Trial Dispositions | 0 | 0 | 0 | 0 | |
| | | Total Jury Trial Dispositions | 12 | 0 | 0 | 12 | |
| 5th Judicial District | Esmeralda County District Court | New Filings (cases) | 0 | 0 | 0 | 0 | |
| | | Reopened (cases) | 0 | 0 | 0 | 0 | |
| | | Charges | 0 | 0 | 0 | 0 | |
| | | Grand Total Dispositions | 0 | 0 | 0 | 0 | |
| | | Total Non-Trial Dispositions | 0 | 0 | 0 | 0 | |
| | | Total Bench Trial Dispositions | 0 | 0 | 0 | 0 | |
| | | | Total Jury Trial Dispositions | 0 | 0 | 0 | |
| | Nye County District Court | New Filings (cases) | 294 | 31 | 1 | 326 | |
| | | Reopened (cases) | 78 | 13 | 0 | 91 | |
| | | Charges | 422 | 35 | 0 | 457 | |
| | | Grand Total Dispositions | 311 | 45 | 0 | 356 | |
| | | Total Non-Trial Dispositions | 308 | 45 | 0 | 353 | |
| Total Bench Trial Dispositions | | 0 | 0 | 0 | 0 | | |
| | | Total Jury Trial Dispositions | 3 | 0 | 0 | 3 | |
| 6th Judicial District | Humboldt County District Court | New Filings (cases) | 56 | 9 | 5 | 70 | |
| | | Reopened (cases) | 2 | 1 | 1 | 4 | |
| | | Charges | 96 | 10 | 0 | 106 | |
| | | Grand Total Dispositions^b | 72 | 15 | 11 | 98 ^b | |
| | | Total Non-Trial Dispositions | 68 | 15 | 11 | 94 | |
| | | Total Bench Trial Dispositions | 0 | 0 | 0 | 0 | |
| | | Total Jury Trial Dispositions | 4 | 0 | 0 | 4 | |

^a Totals reflect aggregate information from the Nevada District Courts. Information contained herein may reflect non-standard reporting and is noted by subsequent footnotes. Case types determined by the USJR charge hierarchy defined in the Nevada Courts Statistical Reporting Dictionary.

^b Includes administrative case closures.

Source: Uniform System for Judicial Records, Nevada AOC, Research and Statistics Unit.

Table B1-1. Criminal Caseload Processed by District Courts in Nevada, Fiscal Year 2019.

| District Court, Criminal Caseload, Aggregate (2 of 2) | | | Felony, Total | Gross Misdemeanor, Total | Criminal Appeal from LJ Courts | Totals |
|---|----------------------------------|---------------------------------|---------------|--------------------------|--------------------------------|----------------|
| 7th Judicial District | Eureka County District Court | New Filings (cases) | 13 | 0 | 0 | 13 |
| | | Reopened (cases) | 2 | 0 | 0 | 2 |
| | | Charges | 53 | 0 | 0 | 53 |
| | | Grand Total Dispositions | 11 | 2 | 0 | 13 |
| | | Total Non-Trial Dispositions | 11 | 2 | 0 | 13 |
| | | Total Bench Trial Dispositions | 0 | 0 | 0 | 0 |
| | Lincoln County District Court | New Filings (cases) | 22 | 7 | 0 | 29 |
| | | Reopened (cases) | 6 | 3 | 0 | 9 |
| | | Charges | 24 | 8 | 0 | 32 |
| | | Grand Total Dispositions | 43 | 12 | 0 | 55 |
| | | Total Non-Trial Dispositions | 38 | 12 | 0 | 50 |
| | | Total Bench Trial Dispositions | 4 | 0 | 0 | 4 |
| | White Pine County District Court | New Filings (cases) | 96 | 5 | 1 | 102 |
| | | Reopened (cases) | 18 | 1 | 0 | 19 |
| | | Charges | 256 | 10 | 0 | 266 |
| Grand Total Dispositions | | 137 | 6 | 5 | 148 | |
| Total Non-Trial Dispositions | | 132 | 6 | 5 | 143 | |
| Total Bench Trial Dispositions | | 0 | 0 | 0 | 0 | |
| 8th Judicial District | Clark County District Court | New Filings (cases) | 7,102 | 1,023 | 90 | 8,215 |
| | | Reopened (cases) | 3,120 | 266 | 1 | 3,387 |
| | | Charges | 14,523 | 1,485 | 0 | 16,008 |
| | | Grand Total Dispositions | 10,547 | 1,334 | 84 | 11,965 |
| | | Total Non-Trial Dispositions | 10,449 | 1,329 | 84 | 11,862 |
| | | Total Bench Trial Dispositions | 8 | 3 | 0 | 11 |
| 9th Judicial District | Douglas County District Court | New Filings (cases) | 182 | 10 | 6 | 198 |
| | | Reopened (cases) ^c | - | - | - | - ^c |
| | | Charges | 339 | 13 | 0 | 352 |
| | | Grand Total Dispositions | 157 | 8 | 5 | 170 |
| | | Total Non-Trial Dispositions | 157 | 8 | 5 | 170 |
| | | Total Bench Trial Dispositions | 0 | 0 | 0 | 0 |
| 10th Judicial District | Churchill County District Court | New Filings (cases) | 169 | 31 | 3 | 203 |
| | | Reopened (cases) | 31 | 10 | 0 | 41 |
| | | Charges | 194 | 33 | 0 | 227 |
| | | Grand Total Dispositions | 174 | 39 | 1 | 214 |
| | | Total Non-Trial Dispositions | 174 | 39 | 1 | 214 |
| | | Total Bench Trial Dispositions | 0 | 0 | 0 | 0 |
| 11th Judicial District | Lander County District Court | New Filings (cases) | 31 | 1 | 0 | 32 |
| | | Reopened (cases) | 11 | 5 | 0 | 16 |
| | | Charges | 67 | 1 | 0 | 68 |
| | | Grand Total Dispositions | 42 | 3 | 0 | 45 |
| | | Total Non-Trial Dispositions | 42 | 3 | 0 | 45 |
| | | Total Bench Trial Dispositions | 0 | 0 | 0 | 0 |
| | Mineral County District Court | New Filings (cases) | 34 | 6 | 0 | 40 |
| | | Reopened (cases) | 1 | 0 | 0 | 1 |
| | | Charges | 34 | 7 | 0 | 41 |
| | | Grand Total Dispositions | 16 | 3 | 0 | 19 |
| | | Total Non-Trial Dispositions | 15 | 3 | 0 | 18 |
| | | Total Bench Trial Dispositions | 0 | 0 | 0 | 0 |
| | Pershing County District Court | New Filings (cases) | 59 | 3 | 0 | 62 |
| | | Reopened (cases) | 14 | 4 | 0 | 18 |
| | | Charges | 103 | 5 | 0 | 108 |
| Grand Total Dispositions | | 61 | 8 | 0 | 69 | |
| Total Non-Trial Dispositions | | 61 | 8 | 0 | 69 | |
| Total Bench Trial Dispositions | | 0 | 0 | 0 | 0 | |

^c Reopened cases not reported.

Source: Uniform System for Judicial Records, Nevada AOC, Research and Statistics Unit.

Table B1-2. Criminal Caseload Processed by District Courts in Nevada, Fiscal Year 2019.

| District Court, Criminal Caseload, Felony (1 of 3) | | | Crimes Against Persons, Felony | Domestic Violence, Felony | Elder/Vulnerable Persons Abuse, Felony | Child Abuse & Neglect, Felony | Protection Order Violation, Felony | Crimes Against Property, Felony | Drugs, Felony | Weapons, Felony | Public Order, Felony | Motor Vehicle - DUI, Felony | Motor Vehicle - Reckless, Felony | Motor Vehicle - Other, Felony | Other, Felony |
|--|--------------------------------|------------------------------|--------------------------------|---------------------------|--|-------------------------------|------------------------------------|---------------------------------|---------------|-----------------|----------------------|-----------------------------|----------------------------------|-------------------------------|---------------|
| Totals^a | Nevada District Courts | New Filings (cases) | 2,885 | 229 | 38 | 186 | 14 | 3,750 | 2,132 | 723 | 41 | 363 | 69 | 93 | 196 |
| | | Reopened (cases) | 944 | 43 | 5 | 48 | 5 | 1,987 | 779 | 298 | 22 | 23 | 8 | 18 | 58 |
| | | Charges | 6,624 | 455 | 62 | 554 | 20 | 6,550 | 2,873 | 1,816 | 101 | 380 | 90 | 159 | 276 |
| | | Grand Total Dispositions | 3,686 | 281 | 33 | 199 | 19 | 5,430 | 2,729 | 922 | 54 | 451 | 70 | 105 | 235 |
| | | Total Non-Trial Dispositions | 3,570 | 274 | 32 | 194 | 19 | 5,413 | 2,724 | 918 | 54 | 445 | 69 | 104 | 230 |
| Total Bench Trial Dispositions | 4 | 0 | 0 | 0 | 0 | 5 | 1 | 0 | 0 | 0 | 0 | 0 | 2 | | |
| Total Jury Trial Dispositions | 112 | 7 | 1 | 5 | 0 | 12 | 4 | 4 | 0 | 6 | 1 | 1 | 3 | | |
| 1st Judicial District | Carson City District Court | New Filings (cases) | 35 | 3 | 2 | 5 | 0 | 95 | 59 | 6 | 0 | 16 | 2 | 5 | 7 |
| | | Reopened (cases) | 12 | 0 | 0 | 1 | 0 | 22 | 22 | 2 | 0 | 1 | 0 | 0 | 2 |
| | | Charges | 66 | 3 | 2 | 6 | 0 | 104 | 85 | 17 | 0 | 16 | 2 | 5 | 7 |
| | | Grand Total Dispositions | 39 | 4 | 2 | 7 | 0 | 79 | 74 | 8 | 0 | 14 | 2 | 4 | 9 |
| | | Total Non-Trial Dispositions | 36 | 4 | 2 | 6 | 0 | 79 | 74 | 8 | 0 | 14 | 2 | 4 | 9 |
| | Total Bench Trial Dispositions | 0 | 0 | 0 | 0 | 0 | 0 | 0 | 0 | 0 | 0 | 0 | 0 | 0 | |
| | Total Jury Trial Dispositions | 3 | 0 | 0 | 1 | 0 | 0 | 0 | 0 | 0 | 0 | 0 | 0 | 0 | |
| | Storey County District Court | New Filings (cases) | 1 | 0 | 0 | 0 | 0 | 3 | 4 | 1 | 0 | 0 | 0 | 1 | 0 |
| | | Reopened (cases) | 0 | 0 | 0 | 0 | 0 | 0 | 0 | 0 | 0 | 0 | 0 | 0 | 0 |
| | | Charges | 1 | 0 | 0 | 0 | 0 | 3 | 4 | 2 | 0 | 0 | 0 | 1 | 0 |
| Grand Total Dispositions | | 0 | 0 | 0 | 0 | 0 | 0 | 0 | 0 | 0 | 0 | 0 | 0 | 0 | |
| Total Non-Trial Dispositions | | 0 | 0 | 0 | 0 | 0 | 0 | 0 | 0 | 0 | 0 | 0 | 0 | 0 | |
| Total Bench Trial Dispositions | 0 | 0 | 0 | 0 | 0 | 0 | 0 | 0 | 0 | 0 | 0 | 0 | 0 | | |
| Total Jury Trial Dispositions | 0 | 0 | 0 | 0 | 0 | 0 | 0 | 0 | 0 | 0 | 0 | 0 | 0 | | |
| 2nd Judicial District | Washoe County District Court | New Filings (cases) | 386 | 51 | 3 | 38 | 3 | 704 | 430 | 85 | 5 | 76 | 8 | 29 | 54 |
| | | Reopened (cases) | 118 | 3 | 0 | 0 | 0 | 297 | 172 | 43 | 2 | 10 | 0 | 7 | 15 |
| | | Charges | 592 | 63 | 3 | 56 | 3 | 1,020 | 508 | 172 | 5 | 79 | 11 | 47 | 91 |
| | | Grand Total Dispositions | 354 | 38 | 1 | 16 | 1 | 652 | 389 | 83 | 3 | 54 | 4 | 30 | 43 |
| | | Total Non-Trial Dispositions | 334 | 37 | 1 | 15 | 1 | 648 | 388 | 83 | 3 | 53 | 3 | 29 | 43 |
| Total Bench Trial Dispositions | 0 | 0 | 0 | 0 | 0 | 0 | 0 | 0 | 0 | 0 | 0 | 0 | 0 | | |
| Total Jury Trial Dispositions | 20 | 1 | 0 | 1 | 0 | 4 | 1 | 0 | 0 | 1 | 1 | 1 | 0 | | |
| 3rd Judicial District | Lyon County District Court | New Filings (cases) | 52 | 3 | 3 | 4 | 1 | 78 | 59 | 9 | 1 | 14 | 0 | 9 | 6 |
| | | Reopened (cases) | 21 | 1 | 1 | 0 | 0 | 31 | 22 | 2 | 1 | 0 | 0 | 1 | 5 |
| | | Charges | 87 | 3 | 3 | 10 | 1 | 118 | 68 | 15 | 2 | 14 | 0 | 10 | 7 |
| | | Grand Total Dispositions | 65 | 7 | 3 | 1 | 1 | 91 | 81 | 11 | 2 | 12 | 1 | 8 | 11 |
| | | Total Non-Trial Dispositions | 60 | 7 | 3 | 1 | 1 | 90 | 81 | 11 | 2 | 12 | 1 | 8 | 11 |
| Total Bench Trial Dispositions | 0 | 0 | 0 | 0 | 0 | 0 | 0 | 0 | 0 | 0 | 0 | 0 | 0 | | |
| Total Jury Trial Dispositions | 5 | 0 | 0 | 0 | 0 | 1 | 0 | 0 | 0 | 0 | 0 | 0 | 0 | | |
| 4th Judicial District | Elko County District Court | New Filings (cases) | 66 | 1 | 0 | 3 | 0 | 90 | 129 | 5 | 0 | 10 | 0 | 0 | 1 |
| | | Reopened (cases) | 8 | 0 | 0 | 1 | 0 | 47 | 78 | 6 | 0 | 0 | 0 | 0 | 1 |
| | | Charges | 124 | 3 | 0 | 4 | 0 | 181 | 176 | 31 | 2 | 10 | 0 | 0 | 6 |
| | | Grand Total Dispositions | 60 | 2 | 0 | 4 | 0 | 148 | 195 | 9 | 0 | 16 | 1 | 0 | 4 |
| | | Total Non-Trial Dispositions | 52 | 2 | 0 | 3 | 0 | 148 | 195 | 9 | 0 | 14 | 1 | 0 | 3 |
| Total Bench Trial Dispositions | 0 | 0 | 0 | 0 | 0 | 0 | 0 | 0 | 0 | 0 | 0 | 0 | 0 | | |
| Total Jury Trial Dispositions | 8 | 0 | 0 | 1 | 0 | 0 | 0 | 0 | 0 | 2 | 0 | 0 | 1 | | |

^a Totals reflect aggregate information from the Nevada District Courts. Information contained herein may reflect non-standard reporting and is noted by subsequent footnotes. Case types determined by the USJR charge hierarchy defined in the Nevada Courts Statistical Reporting Dictionary.

Source: Uniform System for Judicial Records, Nevada AOC, Research and Statistics Unit.

Table B1-2. Criminal Caseload Processed by District Courts in Nevada, Fiscal Year 2019.

| District Court, Criminal Caseload, Felony (2 of 3) | | | Crimes Against Persons, Felony | Domestic Violence, Felony | Elder/Vulnerable Persons Abuse, Felony | Child Abuse & Neglect, Felony | Protection Order Violation, Felony | Crimes Against Property, Felony | Drugs, Felony | Weapons, Felony | Public Order, Felony | Motor Vehicle - DUI, Felony | Motor Vehicle - Reckless, Felony | Motor Vehicle - Other, Felony | Other, Felony | | |
|--|---------------------------------|---------------------------------------|--------------------------------|---------------------------|--|-------------------------------|------------------------------------|---------------------------------|---------------|-----------------|----------------------|-----------------------------|----------------------------------|-------------------------------|---------------|----|----|
| 5th Judicial District | Esmeralda County District Court | New Filings (cases) | 0 | 0 | 0 | 0 | 0 | 0 | 0 | 0 | 0 | 0 | 0 | 0 | 0 | 0 | |
| | | Reopened (cases) | 0 | 0 | 0 | 0 | 0 | 0 | 0 | 0 | 0 | 0 | 0 | 0 | 0 | 0 | 0 |
| | | Charges | 0 | 0 | 0 | 0 | 0 | 0 | 0 | 0 | 0 | 0 | 0 | 0 | 0 | 0 | 0 |
| | | Grand Total Dispositions | 0 | 0 | 0 | 0 | 0 | 0 | 0 | 0 | 0 | 0 | 0 | 0 | 0 | 0 | 0 |
| | | Total Non-Trial Dispositions | 0 | 0 | 0 | 0 | 0 | 0 | 0 | 0 | 0 | 0 | 0 | 0 | 0 | 0 | 0 |
| | Total Bench Trial Dispositions | 0 | 0 | 0 | 0 | 0 | 0 | 0 | 0 | 0 | 0 | 0 | 0 | 0 | 0 | 0 | 0 |
| | Total Jury Trial Dispositions | 0 | 0 | 0 | 0 | 0 | 0 | 0 | 0 | 0 | 0 | 0 | 0 | 0 | 0 | 0 | 0 |
| | Nye County District Court | New Filings (cases) | 69 | 1 | 0 | 3 | 0 | 52 | 136 | 16 | 4 | 5 | 0 | 4 | 4 | 4 | 4 |
| | | Reopened (cases) | 21 | 0 | 0 | 1 | 0 | 13 | 35 | 6 | 0 | 0 | 0 | 2 | 0 | 0 | 0 |
| | | Charges | 133 | 2 | 0 | 6 | 0 | 75 | 164 | 16 | 4 | 5 | 0 | 5 | 12 | 12 | 12 |
| Grand Total Dispositions | | 79 | 1 | 0 | 4 | 0 | 56 | 145 | 13 | 2 | 4 | 0 | 4 | 3 | 3 | 3 | |
| Total Non-Trial Dispositions | | 77 | 1 | 0 | 4 | 0 | 56 | 145 | 13 | 2 | 4 | 0 | 4 | 2 | 2 | 2 | |
| Total Bench Trial Dispositions | 0 | 0 | 0 | 0 | 0 | 0 | 0 | 0 | 0 | 0 | 0 | 0 | 0 | 0 | 0 | 0 | |
| Total Jury Trial Dispositions | 2 | 0 | 0 | 0 | 0 | 0 | 0 | 0 | 0 | 0 | 0 | 0 | 0 | 0 | 1 | 1 | |
| 6th Judicial District | Humboldt County District Court | New Filings (cases) | 16 | 0 | 0 | 0 | 0 | 11 | 24 | 0 | 0 | 4 | 1 | 0 | 0 | 0 | |
| | | Reopened (cases) | 0 | 0 | 0 | 0 | 0 | 0 | 1 | 0 | 0 | 0 | 1 | 0 | 0 | 0 | 0 |
| | | Charges | 46 | 0 | 0 | 0 | 0 | 15 | 30 | 0 | 0 | 4 | 1 | 0 | 0 | 0 | 0 |
| | | Grand Total Dispositions ^b | 11 | 0 | 0 | 0 | 0 | 11 | 48 | 0 | 0 | 1 | 1 | 0 | 0 | 0 | 0 |
| | | Total Non-Trial Dispositions | 10 | 0 | 0 | 0 | 0 | 10 | 47 | 0 | 0 | 0 | 1 | 0 | 0 | 0 | 0 |
| Total Bench Trial Dispositions | 0 | 0 | 0 | 0 | 0 | 0 | 0 | 0 | 0 | 0 | 0 | 0 | 0 | 0 | 0 | 0 | |
| Total Jury Trial Dispositions | 1 | 0 | 0 | 0 | 0 | 1 | 1 | 0 | 0 | 0 | 1 | 0 | 0 | 0 | 0 | 0 | |
| 7th Judicial District | Eureka County District Court | New Filings (cases) | 1 | 1 | 0 | 0 | 0 | 2 | 6 | 2 | 0 | 0 | 0 | 1 | 0 | 0 | |
| | | Reopened (cases) | 1 | 0 | 0 | 0 | 0 | 0 | 1 | 0 | 0 | 0 | 0 | 0 | 0 | 0 | 0 |
| | | Charges | 3 | 2 | 0 | 0 | 0 | 22 | 10 | 14 | 0 | 0 | 0 | 0 | 2 | 0 | 0 |
| | | Grand Total Dispositions | 1 | 1 | 0 | 0 | 0 | 2 | 6 | 1 | 0 | 0 | 0 | 0 | 0 | 0 | 0 |
| | | Total Non-Trial Dispositions | 1 | 1 | 0 | 0 | 0 | 2 | 6 | 1 | 0 | 0 | 0 | 0 | 0 | 0 | 0 |
| | Total Bench Trial Dispositions | 0 | 0 | 0 | 0 | 0 | 0 | 0 | 0 | 0 | 0 | 0 | 0 | 0 | 0 | 0 | 0 |
| | Total Jury Trial Dispositions | 0 | 0 | 0 | 0 | 0 | 0 | 0 | 0 | 0 | 0 | 0 | 0 | 0 | 0 | 0 | 0 |
| | Lincoln County District Court | New Filings (cases) | 2 | 0 | 0 | 0 | 0 | 4 | 13 | 1 | 0 | 0 | 0 | 1 | 1 | 1 | 1 |
| | | Reopened (cases) | 0 | 0 | 0 | 0 | 0 | 3 | 3 | 0 | 0 | 0 | 0 | 0 | 0 | 0 | 0 |
| | | Charges | 2 | 0 | 0 | 0 | 0 | 5 | 14 | 1 | 0 | 0 | 0 | 0 | 1 | 1 | 1 |
| Grand Total Dispositions | | 5 | 0 | 0 | 0 | 0 | 12 | 22 | 0 | 0 | 0 | 0 | 1 | 3 | 3 | 3 | |
| Total Non-Trial Dispositions | | 5 | 0 | 0 | 0 | 0 | 11 | 21 | 0 | 0 | 0 | 0 | 0 | 1 | 1 | 1 | |
| Total Bench Trial Dispositions | 0 | 0 | 0 | 0 | 0 | 1 | 1 | 0 | 0 | 0 | 0 | 0 | 0 | 0 | 0 | 0 | |
| Total Jury Trial Dispositions | 0 | 0 | 0 | 0 | 0 | 0 | 0 | 0 | 0 | 0 | 0 | 0 | 0 | 0 | 0 | 0 | |
| White Pine County District Court | New Filings (cases) | 16 | 3 | 0 | 2 | 0 | 14 | 43 | 6 | 0 | 5 | 2 | 3 | 2 | 2 | 2 | |
| | Reopened (cases) | 1 | 0 | 0 | 0 | 0 | 6 | 8 | 2 | 0 | 0 | 0 | 0 | 1 | 1 | 1 | |
| | Charges | 29 | 12 | 0 | 2 | 0 | 77 | 109 | 12 | 0 | 5 | 2 | 6 | 2 | 2 | 2 | |
| | Grand Total Dispositions | 17 | 3 | 0 | 1 | 0 | 22 | 77 | 8 | 0 | 5 | 0 | 2 | 2 | 2 | 2 | |
| | Total Non-Trial Dispositions | 14 | 2 | 0 | 1 | 0 | 22 | 76 | 8 | 0 | 5 | 0 | 2 | 2 | 2 | 2 | |
| Total Bench Trial Dispositions | 0 | 0 | 0 | 0 | 0 | 0 | 0 | 0 | 0 | 0 | 0 | 0 | 0 | 0 | 0 | 0 | |
| Total Jury Trial Dispositions | 3 | 1 | 0 | 0 | 0 | 0 | 1 | 0 | 0 | 0 | 0 | 0 | 0 | 0 | 0 | 0 | |

^b Includes administrative case closures.

Source: Uniform System for Judicial Records, Nevada AOC, Research and Statistics Unit.

Table B1-2. Criminal Caseload Processed by District Courts in Nevada, Fiscal Year 2019.

| District Court, Criminal Caseload, Felony (3 of 3) | | | | Crimes Against Persons, Felony | Domestic Violence, Felony | Elder/Vulnerable Persons Abuse, Felony | Child Abuse & Neglect, Felony | Protection Order Violation, Felony | Crimes Against Property, Felony | Drugs, Felony | Weapons, Felony | Public Order, Felony | Motor Vehicle - DUI, Felony | Motor Vehicle - Reckless, Felony | Motor Vehicle - Other, Felony | Other, Felony |
|--|--------------------------------|---------------------------------|-------------------------------|--------------------------------|---------------------------|--|-------------------------------|------------------------------------|---------------------------------|---------------|-----------------|----------------------|-----------------------------|----------------------------------|-------------------------------|---------------|
| 8th Judicial District | Clark County | Clark County District Court | New Filings (cases) | 2,157 | 162 | 27 | 129 | 10 | 2,597 | 1,004 | 577 | 30 | 207 | 56 | 34 | 112 |
| | | | Reopened (cases) | 751 | 39 | 4 | 45 | 5 | 1,559 | 409 | 232 | 19 | 12 | 7 | 7 | 31 |
| | | | Charges | 5,389 | 363 | 46 | 467 | 16 | 4,759 | 1,372 | 1,513 | 87 | 221 | 74 | 76 | 140 |
| | | | Grand Total Dispositions | 2,968 | 222 | 25 | 163 | 17 | 4,259 | 1,487 | 777 | 46 | 324 | 60 | 52 | 147 |
| | | | Total Non-Trial Dispositions | 2,894 | 217 | 24 | 161 | 17 | 4,249 | 1,486 | 774 | 46 | 322 | 60 | 52 | 147 |
| Total Bench Trial Dispositions | 4 | 0 | 0 | 0 | 0 | 4 | 0 | 0 | 0 | 0 | 0 | 0 | 0 | | | |
| Total Jury Trial Dispositions | 70 | 5 | 1 | 2 | 0 | 6 | 0 | 3 | 0 | 2 | 0 | 0 | 0 | | | |
| 9th Judicial District | Douglas County | Douglas County District Court | New Filings (cases) | 32 | 2 | 2 | 1 | 0 | 36 | 85 | 5 | 0 | 15 | 0 | 2 | 2 |
| | | | Reopened (cases) ^c | - | - | - | - | - | - | - | - | - | - | - | - | - |
| | | | Charges | 67 | 2 | 6 | 1 | 0 | 90 | 149 | 5 | 0 | 15 | 0 | 2 | 2 |
| | | | Grand Total Dispositions | 28 | 1 | 2 | 1 | 0 | 35 | 72 | 3 | 0 | 10 | 1 | 1 | 3 |
| | | | Total Non-Trial Dispositions | 28 | 1 | 2 | 1 | 0 | 35 | 72 | 3 | 0 | 10 | 1 | 1 | 3 |
| Total Bench Trial Dispositions | 0 | 0 | 0 | 0 | 0 | 0 | 0 | 0 | 0 | 0 | 0 | 0 | 0 | | | |
| Total Jury Trial Dispositions | 0 | 0 | 0 | 0 | 0 | 0 | 0 | 0 | 0 | 0 | 0 | 0 | 0 | | | |
| 10th Judicial District | Churchill County | Churchill County District Court | New Filings (cases) | 29 | 2 | 0 | 0 | 0 | 54 | 62 | 4 | 0 | 9 | 0 | 2 | 7 |
| | | | Reopened (cases) | 5 | 0 | 0 | 0 | 0 | 8 | 15 | 2 | 0 | 0 | 0 | 0 | 1 |
| | | | Charges | 37 | 2 | 0 | 0 | 0 | 65 | 65 | 6 | 0 | 9 | 0 | 2 | 8 |
| | | | Grand Total Dispositions | 39 | 2 | 0 | 0 | 0 | 51 | 62 | 5 | 0 | 9 | 0 | 1 | 5 |
| | | | Total Non-Trial Dispositions | 39 | 2 | 0 | 0 | 0 | 51 | 62 | 5 | 0 | 9 | 0 | 1 | 5 |
| Total Bench Trial Dispositions | 0 | 0 | 0 | 0 | 0 | 0 | 0 | 0 | 0 | 0 | 0 | 0 | 0 | | | |
| Total Jury Trial Dispositions | 0 | 0 | 0 | 0 | 0 | 0 | 0 | 0 | 0 | 0 | 0 | 0 | 0 | | | |
| 11th Judicial District | Lander County | Lander County District Court | New Filings (cases) | 3 | 0 | 0 | 0 | 0 | 6 | 20 | 2 | 0 | 0 | 0 | 0 | 0 |
| | | | Reopened (cases) | 1 | 0 | 0 | 0 | 0 | 1 | 7 | 2 | 0 | 0 | 0 | 0 | |
| | | | Charges | 5 | 0 | 0 | 0 | 0 | 10 | 46 | 6 | 0 | 0 | 0 | 0 | |
| | | | Grand Total Dispositions | 0 | 0 | 0 | 0 | 0 | 10 | 30 | 1 | 0 | 0 | 0 | 0 | |
| | Total Non-Trial Dispositions | 0 | 0 | 0 | 0 | 0 | 10 | 30 | 1 | 0 | 0 | 0 | 0 | | | |
| | Total Bench Trial Dispositions | 0 | 0 | 0 | 0 | 0 | 0 | 0 | 0 | 0 | 0 | 0 | 0 | | | |
| | Total Jury Trial Dispositions | 0 | 0 | 0 | 0 | 0 | 0 | 0 | 0 | 0 | 0 | 0 | 0 | | | |
| | Mineral County | Mineral County District Court | New Filings (cases) | 5 | 0 | 0 | 0 | 0 | 1 | 24 | 2 | 1 | 0 | 0 | 1 | 0 |
| | | | Reopened (cases) | 0 | 0 | 0 | 0 | 0 | 0 | 1 | 0 | 0 | 0 | 0 | 0 | |
| | | | Charges | 5 | 0 | 0 | 0 | 0 | 1 | 24 | 2 | 1 | 0 | 0 | 1 | |
| | | | Grand Total Dispositions | 0 | 0 | 0 | 0 | 0 | 0 | 12 | 1 | 1 | 1 | 0 | 1 | |
| | Total Non-Trial Dispositions | 0 | 0 | 0 | 0 | 0 | 0 | 12 | 0 | 1 | 1 | 0 | 1 | | | |
| Total Bench Trial Dispositions | 0 | 0 | 0 | 0 | 0 | 0 | 0 | 0 | 0 | 0 | 0 | 0 | | | | |
| Total Jury Trial Dispositions | 0 | 0 | 0 | 0 | 0 | 0 | 0 | 0 | 1 | 0 | 0 | 0 | | | | |
| Pershing County | Pershing County District Court | New Filings (cases) | 15 | 0 | 1 | 1 | 0 | 3 | 34 | 2 | 0 | 2 | 0 | 1 | 0 | |
| | | Reopened (cases) | 5 | 0 | 0 | 0 | 0 | 0 | 5 | 1 | 0 | 0 | 0 | 1 | | |
| | | Charges | 38 | 0 | 2 | 2 | 0 | 5 | 49 | 4 | 0 | 2 | 0 | 1 | | |
| | | Grand Total Dispositions | 20 | 0 | 0 | 2 | 0 | 2 | 29 | 2 | 0 | 1 | 0 | 1 | | |
| Total Non-Trial Dispositions | 20 | 0 | 0 | 2 | 0 | 2 | 29 | 2 | 0 | 1 | 0 | 1 | | | | |
| Total Bench Trial Dispositions | 0 | 0 | 0 | 0 | 0 | 0 | 0 | 0 | 0 | 0 | 0 | 0 | | | | |
| Total Jury Trial Dispositions | 0 | 0 | 0 | 0 | 0 | 0 | 0 | 0 | 0 | 0 | 0 | 0 | | | | |

^c Reopened cases not reported.

Source: Uniform System for Judicial Records, Nevada AOC, Research and Statistics Unit.

Table B1-2. Criminal Caseload Processed by District Courts in Nevada, Fiscal Year 2019.

| District Court, Criminal Caseload, Gross Misdemeanor (1 of 3) | | | Crimes Against Persons, Gross Misdemeanor | Domestic Violence, Gross Misdemeanor | Elder/Vulnerable Persons Abuse, Gross Misdemeanor | Child Abuse & Neglect, Gross Misdemeanor | Protection Order Violation, Gross Misdemeanor | Crimes Against Property, Gross Misdemeanor | Drugs, Gross Misdemeanor | Weapons, Gross Misdemeanor | Public Order, Gross Misdemeanor | Motor Vehicle - Other, Gross Misdemeanor | Other, Gross Misdemeanor | Criminal Appeal from Limited Jurisdiction Courts | |
|---|--------------------------------|------------------------------|---|--------------------------------------|---|--|---|--|--------------------------|----------------------------|---------------------------------|--|--------------------------|--|---|
| Totals^a | Nevada District Courts | New Filings (cases) | 438 | 0 | 7 | 187 | 6 | 687 | 96 | 122 | 22 | 5 | 221 | 151 | |
| | | Reopened (cases) | 103 | 2 | 3 | 55 | 3 | 200 | 65 | 32 | 5 | 1 | 48 | 4 | |
| | | Charges | 613 | 0 | 9 | 214 | 8 | 943 | 169 | 188 | 26 | 6 | 312 | 0 | |
| | | Grand Total Dispositions | 486 | 1 | 18 | 205 | 7 | 774 | 184 | 159 | 18 | 6 | 272 | 115 | |
| | | Total Non-Trial Dispositions | 483 | 1 | 18 | 204 | 7 | 772 | 184 | 159 | 18 | 6 | 272 | 115 | |
| Total Bench Trial Dispositions | 2 | 0 | 0 | 0 | 0 | 1 | 0 | 0 | 0 | 0 | 0 | 0 | 0 | | |
| Total Jury Trial Dispositions | 1 | 0 | 0 | 1 | 0 | 0 | 1 | 0 | 0 | 0 | 0 | 0 | 0 | | |
| 1st Judicial District | Carson City District Court | New Filings (cases) | 5 | 0 | 0 | 2 | 0 | 13 | 1 | 0 | 0 | 1 | 4 | 7 | |
| | | Reopened (cases) | 0 | 0 | 0 | 0 | 0 | 6 | 0 | 0 | 0 | 0 | 1 | 1 | |
| | | Charges | 5 | 0 | 0 | 2 | 0 | 17 | 1 | 0 | 0 | 1 | 5 | 0 | |
| | | Grand Total Dispositions | 4 | 0 | 0 | 3 | 0 | 13 | 2 | 0 | 0 | 0 | 3 | 0 | |
| | | Total Non-Trial Dispositions | 4 | 0 | 0 | 3 | 0 | 13 | 2 | 0 | 0 | 0 | 3 | 0 | |
| | Total Bench Trial Dispositions | 0 | 0 | 0 | 0 | 0 | 0 | 0 | 0 | 0 | 0 | 0 | 0 | 0 | |
| | Total Jury Trial Dispositions | 0 | 0 | 0 | 0 | 0 | 0 | 0 | 0 | 0 | 0 | 0 | 0 | 0 | |
| | Storey County District Court | New Filings (cases) | 0 | 0 | 0 | 0 | 0 | 2 | 0 | 0 | 0 | 0 | 0 | 0 | 0 |
| | | Reopened (cases) | 0 | 0 | 0 | 0 | 0 | 0 | 0 | 0 | 0 | 0 | 0 | 0 | 0 |
| | | Charges | 0 | 0 | 0 | 0 | 0 | 2 | 0 | 0 | 0 | 0 | 0 | 0 | 0 |
| Grand Total Dispositions | | 0 | 0 | 0 | 0 | 0 | 0 | 0 | 0 | 0 | 0 | 0 | 0 | 0 | |
| Total Non-Trial Dispositions | | 0 | 0 | 0 | 0 | 0 | 0 | 0 | 0 | 0 | 0 | 0 | 0 | 0 | |
| Total Bench Trial Dispositions | 0 | 0 | 0 | 0 | 0 | 0 | 0 | 0 | 0 | 0 | 0 | 0 | 0 | | |
| Total Jury Trial Dispositions | 0 | 0 | 0 | 0 | 0 | 0 | 0 | 0 | 0 | 0 | 0 | 0 | 0 | | |
| 2nd Judicial District | Washoe County District Court | New Filings (cases) | 101 | 0 | 2 | 38 | 1 | 236 | 12 | 22 | 6 | 2 | 27 | 28 | |
| | | Reopened (cases) | 16 | 0 | 0 | 8 | 3 | 79 | 23 | 6 | 2 | 0 | 8 | 0 | |
| | | Charges | 136 | 0 | 3 | 45 | 2 | 280 | 82 | 26 | 7 | 2 | 37 | 0 | |
| | | Grand Total Dispositions | 72 | 0 | 1 | 25 | 5 | 199 | 68 | 14 | 3 | 1 | 30 | 0 | |
| | | Total Non-Trial Dispositions | 72 | 0 | 1 | 27 | 5 | 199 | 68 | 14 | 3 | 1 | 30 | 0 | |
| Total Bench Trial Dispositions | 0 | 0 | 0 | 0 | 0 | 0 | 0 | 0 | 0 | 0 | 0 | 0 | 0 | | |
| Total Jury Trial Dispositions | 0 | 0 | 0 | 1 | 0 | 0 | 0 | 0 | 0 | 0 | 0 | 0 | 0 | | |
| 3rd Judicial District | Lyon County District Court | New Filings (cases) | 19 | 0 | 0 | 7 | 2 | 17 | 2 | 4 | 0 | 0 | 2 | 1 | |
| | | Reopened (cases) | 2 | 0 | 0 | 0 | 0 | 5 | 3 | 1 | 0 | 0 | 0 | 0 | |
| | | Charges | 32 | 0 | 0 | 9 | 2 | 20 | 2 | 6 | 1 | 0 | 7 | 0 | |
| | | Grand Total Dispositions | 18 | 0 | 0 | 5 | 0 | 23 | 7 | 5 | 0 | 0 | 1 | 0 | |
| | | Total Non-Trial Dispositions | 18 | 0 | 0 | 5 | 0 | 23 | 7 | 5 | 0 | 0 | 1 | 0 | |
| Total Bench Trial Dispositions | 0 | 0 | 0 | 0 | 0 | 0 | 0 | 0 | 0 | 0 | 0 | 0 | 0 | | |
| Total Jury Trial Dispositions | 0 | 0 | 0 | 0 | 0 | 0 | 0 | 0 | 0 | 0 | 0 | 0 | 0 | | |
| 4th Judicial District | Elko County District Court | New Filings (cases) | 32 | 0 | 0 | 2 | 0 | 24 | 74 | 5 | 0 | 0 | 0 | 9 | |
| | | Reopened (cases) | 8 | 0 | 0 | 0 | 0 | 6 | 35 | 1 | 0 | 0 | 1 | 1 | |
| | | Charges | 37 | 0 | 0 | 4 | 0 | 25 | 76 | 7 | 0 | 0 | 0 | 0 | |
| | | Grand Total Dispositions | 28 | 0 | 0 | 1 | 0 | 23 | 91 | 6 | 0 | 0 | 1 | 9 | |
| | | Total Non-Trial Dispositions | 28 | 0 | 0 | 1 | 0 | 23 | 91 | 6 | 0 | 0 | 1 | 9 | |
| Total Bench Trial Dispositions | 0 | 0 | 0 | 0 | 0 | 0 | 0 | 0 | 0 | 0 | 0 | 0 | 0 | | |
| Total Jury Trial Dispositions | 0 | 0 | 0 | 0 | 0 | 0 | 0 | 0 | 0 | 0 | 0 | 0 | 0 | | |

^a Totals reflect aggregate information from the Nevada District Courts. Information contained herein may reflect non-standard reporting and is noted by subsequent footnotes. Case types determined by the USJR charge hierarchy defined in the Nevada Courts Statistical Reporting Dictionary.

Source: Uniform System for Judicial Records, Nevada AOC, Research and Statistics Unit.

Table B1-2. Criminal Caseload Processed by District Courts in Nevada, Fiscal Year 2019.

| District Court, Criminal Caseload, Gross Misdemeanor (2 of 3) | | | Crimes Against Persons, Gross Misdemeanor | Domestic Violence, Gross Misdemeanor | Elder/Vulnerable Persons Abuse, Gross Misdemeanor | Child Abuse & Neglect, Gross Misdemeanor | Protection Order Violation, Gross Misdemeanor | Crimes Against Property, Gross Misdemeanor | Drugs, Gross Misdemeanor | Weapons, Gross Misdemeanor | Public Order, Gross Misdemeanor | Motor Vehicle - Other, Gross Misdemeanor | Other, Gross Misdemeanor | Criminal Appeal from Limited Jurisdiction Courts | |
|---|---------------------------------|---------------------------------------|---|--------------------------------------|---|--|---|--|--------------------------|----------------------------|---------------------------------|--|--------------------------|--|---|
| 5th Judicial District | Esmeralda County District Court | New Filings (cases) | 0 | 0 | 0 | 0 | 0 | 0 | 0 | 0 | 0 | 0 | 0 | 0 | |
| | | Reopened (cases) | 0 | 0 | 0 | 0 | 0 | 0 | 0 | 0 | 0 | 0 | 0 | 0 | |
| | | Charges | 0 | 0 | 0 | 0 | 0 | 0 | 0 | 0 | 0 | 0 | 0 | 0 | |
| | | Grand Total Dispositions | 0 | 0 | 0 | 0 | 0 | 0 | 0 | 0 | 0 | 0 | 0 | 0 | |
| | | Total Non-Trial Dispositions | 0 | 0 | 0 | 0 | 0 | 0 | 0 | 0 | 0 | 0 | 0 | 0 | |
| | Total Bench Trial Dispositions | 0 | 0 | 0 | 0 | 0 | 0 | 0 | 0 | 0 | 0 | 0 | 0 | | |
| | Total Jury Trial Dispositions | 0 | 0 | 0 | 0 | 0 | 0 | 0 | 0 | 0 | 0 | 0 | 0 | | |
| | Nye County District Court | New Filings (cases) | 13 | 0 | 1 | 5 | 0 | 6 | 0 | 2 | 4 | 0 | 0 | 0 | 1 |
| | | Reopened (cases) | 5 | 0 | 0 | 2 | 0 | 4 | 0 | 0 | 1 | 0 | 1 | 0 | |
| | | Charges | 16 | 0 | 1 | 5 | 0 | 7 | 0 | 2 | 4 | 0 | 0 | 0 | |
| Grand Total Dispositions | | 19 | 0 | 1 | 2 | 0 | 13 | 0 | 1 | 7 | 0 | 2 | 0 | | |
| Total Non-Trial Dispositions | | 19 | 0 | 1 | 2 | 0 | 13 | 0 | 1 | 7 | 0 | 2 | 0 | | |
| Total Bench Trial Dispositions | 0 | 0 | 0 | 0 | 0 | 0 | 0 | 0 | 0 | 0 | 0 | 0 | | | |
| Total Jury Trial Dispositions | 0 | 0 | 0 | 0 | 0 | 0 | 0 | 0 | 0 | 0 | 0 | 0 | | | |
| 6th Judicial District | Humboldt County District Court | New Filings (cases) | 4 | 0 | 0 | 1 | 1 | 1 | 1 | 1 | 0 | 0 | 0 | 5 | |
| | | Reopened (cases) | 1 | 0 | 0 | 0 | 0 | 0 | 0 | 0 | 0 | 0 | 0 | 1 | |
| | | Charges | 5 | 0 | 0 | 1 | 1 | 1 | 1 | 1 | 0 | 0 | 0 | 0 | |
| | | Grand Total Dispositions ^b | 7 | 0 | 0 | 1 | 1 | 2 | 4 | 0 | 0 | 0 | 0 | 11 ^b | |
| | | Total Non-Trial Dispositions | 7 | 0 | 0 | 1 | 1 | 2 | 4 | 0 | 0 | 0 | 0 | 11 | |
| Total Bench Trial Dispositions | 0 | 0 | 0 | 0 | 0 | 0 | 0 | 0 | 0 | 0 | 0 | 0 | | | |
| Total Jury Trial Dispositions | 0 | 0 | 0 | 0 | 0 | 0 | 0 | 0 | 0 | 0 | 0 | 0 | | | |
| 7th Judicial District | Eureka County District Court | New Filings (cases) | 0 | 0 | 0 | 0 | 0 | 0 | 0 | 0 | 0 | 0 | 0 | 0 | |
| | | Reopened (cases) | 0 | 0 | 0 | 0 | 0 | 0 | 0 | 0 | 0 | 0 | 0 | 0 | |
| | | Charges | 0 | 0 | 0 | 0 | 0 | 0 | 0 | 0 | 0 | 0 | 0 | 0 | |
| | | Grand Total Dispositions | 0 | 0 | 2 | 0 | 0 | 0 | 0 | 0 | 0 | 0 | 0 | 0 | |
| | | Total Non-Trial Dispositions | 0 | 0 | 2 | 0 | 0 | 0 | 0 | 0 | 0 | 0 | 0 | 0 | |
| | Total Bench Trial Dispositions | 0 | 0 | 0 | 0 | 0 | 0 | 0 | 0 | 0 | 0 | 0 | 0 | | |
| | Total Jury Trial Dispositions | 0 | 0 | 0 | 0 | 0 | 0 | 0 | 0 | 0 | 0 | 0 | 0 | | |
| | Lincoln County District Court | New Filings (cases) | 2 | 0 | 0 | 0 | 0 | 4 | 0 | 0 | 1 | 0 | 0 | 0 | |
| | | Reopened (cases) | 0 | 0 | 0 | 0 | 0 | 2 | 0 | 0 | 0 | 0 | 1 | 0 | |
| | | Charges | 3 | 0 | 0 | 0 | 0 | 4 | 0 | 0 | 1 | 0 | 0 | 0 | |
| Grand Total Dispositions | | 2 | 0 | 0 | 0 | 0 | 6 | 0 | 0 | 1 | 0 | 3 | 0 | | |
| Total Non-Trial Dispositions | | 2 | 0 | 0 | 0 | 0 | 6 | 0 | 0 | 1 | 0 | 3 | 0 | | |
| Total Bench Trial Dispositions | 0 | 0 | 0 | 0 | 0 | 0 | 0 | 0 | 0 | 0 | 0 | 0 | | | |
| Total Jury Trial Dispositions | 0 | 0 | 0 | 0 | 0 | 0 | 0 | 0 | 0 | 0 | 0 | 0 | | | |
| White Pine County District Court | New Filings (cases) | 0 | 0 | 1 | 2 | 0 | 0 | 0 | 0 | 0 | 0 | 0 | 2 | | |
| | Reopened (cases) | 1 | 0 | 0 | 0 | 0 | 0 | 0 | 0 | 0 | 0 | 0 | 0 | | |
| | Charges | 0 | 0 | 1 | 5 | 0 | 0 | 0 | 0 | 0 | 0 | 4 | 0 | | |
| | Grand Total Dispositions | 3 | 0 | 0 | 1 | 0 | 0 | 0 | 1 | 0 | 0 | 1 | 5 | | |
| | Total Non-Trial Dispositions | 3 | 0 | 0 | 1 | 0 | 0 | 0 | 1 | 0 | 0 | 1 | 5 | | |
| Total Bench Trial Dispositions | 0 | 0 | 0 | 0 | 0 | 0 | 0 | 0 | 0 | 0 | 0 | 0 | | | |
| Total Jury Trial Dispositions | 0 | 0 | 0 | 0 | 0 | 0 | 0 | 0 | 0 | 0 | 0 | 0 | | | |

^b Includes administrative case closures.

Source: Uniform System for Judicial Records, Nevada AOC, Research and Statistics Unit.

Table B1-2. Criminal Caseload Processed by District Courts in Nevada, Fiscal Year 2019.

| District Court, Criminal Caseload, Gross Misdemeanor (3 of 3) | | | | Crimes Against Persons, Gross Misdemeanor | Domestic Violence, Gross Misdemeanor | Elder/Vulnerable Persons Abuse, Gross Misdemeanor | Child Abuse & Neglect, Gross Misdemeanor | Protection Order Violation, Gross Misdemeanor | Crimes Against Property, Gross Misdemeanor | Drugs, Gross Misdemeanor | Weapons, Gross Misdemeanor | Public Order, Gross Misdemeanor | Motor Vehicle - Other, Gross Misdemeanor | Other, Gross Misdemeanor | Criminal Appeal from Limited Jurisdiction Courts |
|---|---------------------------------|--------------------------------|-----|---|--------------------------------------|---|--|---|--|--------------------------|----------------------------|---------------------------------|--|--------------------------|--|
| 8th Judicial District | Clark County District Court | New Filings (cases) | 243 | 0 | 3 | 127 | 2 | 366 | 4 | 86 | 10 | 0 | 182 | 90 | |
| | | Reopened (cases) | 61 | 2 | 3 | 44 | 0 | 95 | 2 | 23 | 2 | 0 | 34 | 1 | |
| | | Charges | 356 | 0 | 4 | 139 | 3 | 568 | 4 | 144 | 12 | 1 | 254 | 0 | |
| | | Grand Total Dispositions | 312 | 1 | 14 | 162 | 1 | 476 | 7 | 126 | 7 | 2 | 226 | 84 | |
| | | Total Non-Trial Dispositions | 309 | 1 | 14 | 162 | 1 | 474 | 7 | 126 | 7 | 2 | 226 | 84 | |
| | | Total Bench Trial Dispositions | 2 | 0 | 0 | 0 | 0 | 1 | 0 | 0 | 0 | 0 | 0 | 0 | |
| Total Jury Trial Dispositions | | | | 1 | 0 | 0 | 0 | 0 | 1 | 0 | 0 | 0 | 0 | 0 | |
| 9th Judicial District | Douglas County District Court | New Filings (cases) | 5 | 0 | 0 | 1 | 0 | 2 | 1 | 0 | 1 | 0 | 0 | 6 | |
| | | Reopened (cases) ^c | - | - | - | - | - | - | - | - | - | - | - | - | |
| | | Charges | 6 | 0 | 0 | 1 | 0 | 3 | 2 | 0 | 1 | 0 | 0 | 0 | |
| | | Grand Total Dispositions | 3 | 0 | 0 | 1 | 0 | 2 | 1 | 0 | 0 | 1 | 0 | 5 | |
| | | Total Non-Trial Dispositions | 3 | 0 | 0 | 1 | 0 | 2 | 1 | 0 | 0 | 0 | 1 | 0 | |
| | | Total Bench Trial Dispositions | 0 | 0 | 0 | 0 | 0 | 0 | 0 | 0 | 0 | 0 | 0 | 0 | |
| Total Jury Trial Dispositions | | | | 0 | 0 | 0 | 0 | 0 | 0 | 0 | 0 | 0 | 0 | | |
| 10th Judicial District | Churchill County District Court | New Filings (cases) | 11 | 0 | 0 | 1 | 0 | 14 | 0 | 2 | 0 | 0 | 3 | 3 | |
| | | Reopened (cases) | 5 | 0 | 0 | 1 | 0 | 2 | 1 | 1 | 0 | 0 | 0 | 0 | |
| | | Charges | 12 | 0 | 0 | 1 | 0 | 14 | 0 | 2 | 0 | 0 | 4 | 0 | |
| | | Grand Total Dispositions | 14 | 0 | 0 | 1 | 0 | 15 | 2 | 5 | 0 | 0 | 2 | 1 | |
| | | Total Non-Trial Dispositions | 14 | 0 | 0 | 1 | 0 | 15 | 2 | 5 | 0 | 0 | 2 | 1 | |
| | | Total Bench Trial Dispositions | 0 | 0 | 0 | 0 | 0 | 0 | 0 | 0 | 0 | 0 | 0 | 0 | |
| Total Jury Trial Dispositions | | | | 0 | 0 | 0 | 0 | 0 | 0 | 0 | 0 | 0 | 0 | | |
| 11th Judicial District | Lander County District Court | New Filings (cases) | 0 | 0 | 0 | 0 | 0 | 0 | 0 | 0 | 0 | 0 | 1 | 0 | |
| | | Reopened (cases) | 2 | 0 | 0 | 0 | 0 | 0 | 1 | 0 | 0 | 1 | 1 | 0 | |
| | | Charges | 0 | 0 | 0 | 0 | 0 | 0 | 0 | 0 | 0 | 0 | 1 | 0 | |
| | | Grand Total Dispositions | 1 | 0 | 0 | 0 | 0 | 0 | 0 | 0 | 0 | 0 | 1 | 0 | |
| | | Total Non-Trial Dispositions | 1 | 0 | 0 | 0 | 0 | 0 | 0 | 0 | 0 | 0 | 1 | 0 | |
| | | Total Bench Trial Dispositions | 0 | 0 | 0 | 0 | 0 | 0 | 0 | 0 | 0 | 0 | 0 | 0 | |
| | Total Jury Trial Dispositions | | | | 0 | 0 | 0 | 0 | 0 | 0 | 0 | 0 | 0 | | |
| | Mineral County District Court | New Filings (cases) | 2 | 0 | 0 | 1 | 0 | 2 | 0 | 0 | 0 | 0 | 0 | 1 | |
| | | Reopened (cases) | 0 | 0 | 0 | 0 | 0 | 0 | 0 | 0 | 0 | 0 | 0 | 0 | |
| | | Charges | 2 | 0 | 0 | 2 | 0 | 2 | 0 | 0 | 0 | 0 | 0 | 1 | |
| | | Grand Total Dispositions | 1 | 0 | 0 | 0 | 0 | 1 | 1 | 0 | 0 | 0 | 0 | 0 | |
| | | Total Non-Trial Dispositions | 1 | 0 | 0 | 0 | 0 | 1 | 1 | 0 | 0 | 0 | 0 | 0 | |
| | | Total Bench Trial Dispositions | 0 | 0 | 0 | 0 | 0 | 0 | 0 | 0 | 0 | 0 | 0 | 0 | |
| | Total Jury Trial Dispositions | | | | 0 | 0 | 0 | 0 | 0 | 0 | 0 | 0 | 0 | | |
| | Pershing County District Court | New Filings (cases) | 1 | 0 | 0 | 0 | 0 | 0 | 0 | 1 | 0 | 0 | 1 | 0 | |
| | | Reopened (cases) | 2 | 0 | 0 | 0 | 0 | 1 | 0 | 0 | 0 | 0 | 1 | 0 | |
| | | Charges | 3 | 0 | 0 | 0 | 0 | 0 | 1 | 0 | 0 | 0 | 1 | 0 | |
| | | Grand Total Dispositions | 2 | 0 | 0 | 0 | 0 | 1 | 1 | 1 | 0 | 1 | 2 | 0 | |
| Total Non-Trial Dispositions | | 2 | 0 | 0 | 0 | 0 | 1 | 1 | 1 | 0 | 1 | 2 | 0 | | |
| Total Bench Trial Dispositions | | 0 | 0 | 0 | 0 | 0 | 0 | 0 | 0 | 0 | 0 | 0 | 0 | | |
| Total Jury Trial Dispositions | | | | 0 | 0 | 0 | 0 | 0 | 0 | 0 | 0 | 0 | | | |

^c Reopened cases not reported.

Source: Uniform System for Judicial Records, Nevada AOC, Research and Statistics Unit.

Table B3. Family Caseload Processed by District Courts in Nevada, Fiscal Year 2019.

| District Court, Family Caseload (1 of 3) | | | Domestic Relations Case | | | | | | | | | | | | | | Totals |
|--|------------------------------|--|--|--------------------------------|---------------------------|--------------------------------------|---|--|--|-----------------------------|--------------------------------|-------------------------------|--|-------------------------------------|---|---|---|
| | | | Marriage Dissolution | Paternity | Visitation (Non-Divorce) | Adoptions | Custody (Non-Divorce) | Support | | | TPR ^a | | Request for Domestic Violence Protective Orders (TPOs) | Other Domestic Relations | Mental Health Case | Guardianship Case | |
| | | | | | | | | IV-D UIFSA | IV-D Intrastate | Other Support | State Initiated (TPR) Petition | Other (TPR) Petition | | | | | |
| Totals^b | Nevada District Courts | New Filings (cases) Reopened (cases) Grand Total Dispositions Total Non-Trial Dispositions Total Trial Dispositions | 17,064 4,209 20,397 20,139 258 | 299 252 575 560 15 | 87 31 88 84 4 | 1,298 41 1,257 1,149 108 | 3,383 1,774 4,334 4,167 167 | 1,755 3,023 3,280 3,268 12 | 5,221 3,490 5,313 5,281 32 | 68 41 145 145 0 | 156 10 238 107 131 | 532 32 509 495 14 | 10,899 140 11,707 11,704 3 | 2,568 180 2,665 2,662 3 | 9,281 7,229 18,939 18,721 218 | 2,513 2,898 6,208 5,873 335 | 55,124 23,350 75,655 74,355 1,300 |
| 1st Judicial District | Carson City District Court | New Filings (cases) | 410 | 2 | 0 | 53 | 111 | 10 | 47 | 38 | 13 | 29 | 127 | 69 | 73 | 77 | 1,059 |
| | | Reopened (cases) | 121 | 5 | 0 | 1 | 53 | 101 | 69 | 32 | 1 | 1 | 1 | 2 | 0 | 31 | 418 |
| | | Grand Total Dispositions | 441 | 9 | 1 | 56 | 108 | 124 | 132 | 49 | 18 | 21 | 113 | 65 | 55 | 141 | 1,333 |
| | | Total Non-Trial Dispositions | 436 | 9 | 0 | 56 | 103 | 124 | 132 | 49 | 18 | 21 | 113 | 65 | 55 | 141 | 1,322 |
| | | Total Trial Dispositions | 5 | 0 | 1 | 0 | 5 | 0 | 0 | 0 | 0 | 0 | 0 | 0 | 0 | 0 | 11 |
| 1st Judicial District | Storey County District Court | New Filings (cases) | 18 | 0 | 0 | 0 | 1 | 0 | 0 | 1 | 0 | 0 | 3 | 1 | 0 | 1 | 25 |
| | | Reopened (cases) | 0 | 0 | 0 | 0 | 0 | 0 | 0 | 0 | 0 | 0 | 0 | 0 | 0 | 0 | 0 |
| | | Grand Total Dispositions | 1 | 0 | 0 | 0 | 0 | 0 | 0 | 0 | 0 | 0 | 0 | 0 | 0 | 0 | 1 |
| | | Total Non-Trial Dispositions | 1 | 0 | 0 | 0 | 0 | 0 | 0 | 0 | 0 | 0 | 0 | 0 | 0 | 0 | 1 |
| | | Total Trial Dispositions | 0 | 0 | 0 | 0 | 0 | 0 | 0 | 0 | 0 | 0 | 0 | 0 | 0 | 0 | 0 |
| 2nd Judicial District | Washoe County District Court | New Filings (cases) | 2,080 | 23 | 30 | 251 | 490 | 904 ^c | (c) | 2 | 137 | 0 | 2,236 | 110 | 2,768 | 460 | 9,491 |
| | | Reopened (cases) | 800 | 23 | 6 | 16 | 383 | 1,197 | 101 | 69 | 32 | 3 | 77 | 14 | 2 | 58 | 2,582 |
| | | Grand Total Dispositions | 2,225 | 24 | 21 | 208 | 523 | 922 | 0 | 145 | 0 | 145 | 0 | 2,168 | 103 | 2,776 | 451 |
| | | Total Non-Trial Dispositions | 2,165 | 22 | 19 | 126 | 457 | 922 | 0 | 42 | 0 | 2,168 | 102 | 2,558 | 118 | 8,699 | |
| | | Total Trial Dispositions | 60 | 2 | 2 | 82 | 66 | 0 | 0 | 103 | 0 | 0 | 1 | 218 | 333 | 867 | |
| 3rd Judicial District | Lyon County District Court | New Filings (cases) | 253 | 0 | 0 | 22 | 62 | 51 | 123 | 0 | 0 | 19 | 0 | 40 | 0 | 50 | 620 |
| | | Reopened (cases) | 63 | 0 | 0 | 0 | 40 | 51 | 172 | 0 | 0 | 0 | 0 | 2 | 0 | 105 | 433 |
| | | Grand Total Dispositions | 316 | 1 | 0 | 23 | 82 | 98 | 279 | 1 | 0 | 13 | 0 | 47 | 0 | 179 | 1,039 |
| | | Total Non-Trial Dispositions | 316 | 1 | 0 | 23 | 82 | 98 | 279 | 1 | 0 | 13 | 0 | 47 | 0 | 179 | 1,039 |
| | | Total Trial Dispositions | 0 | 0 | 0 | 0 | 0 | 0 | 0 | 0 | 0 | 0 | 0 | 0 | 0 | 0 | 0 |
| 4th Judicial District | Elko County District Court | New Filings (cases) | 146 | 8 | 4 | 33 | 42 | 27 | 153 | 3 | 2 | 20 | 12 | 38 | 0 | 51 | 539 |
| | | Reopened (cases) | 98 | 9 | 0 | 4 | 12 | 88 | 117 | 7 | 0 | 0 | 1 | 11 | 0 | 101 | 448 |
| | | Grand Total Dispositions | 243 | 9 | 1 | 33 | 29 | 113 | 238 | 9 | 4 | 20 | 12 | 42 | 0 | 155 | 908 |
| | | Total Non-Trial Dispositions | 243 | 9 | 1 | 33 | 29 | 113 | 238 | 9 | 4 | 20 | 12 | 42 | 0 | 155 | 908 |
| | | Total Trial Dispositions | 0 | 0 | 0 | 0 | 0 | 0 | 0 | 0 | 0 | 0 | 0 | 0 | 0 | 0 | 0 |

^a NRS Chapter 128 allows termination of parental rights through motion in existing juvenile child abuse and neglect cases (Table B4). These terminations through motion are not captured in the USJR statistics.

^b Totals reflect aggregate information from the Nevada District Courts. Information contained herein may reflect non-standard reporting and is noted by subsequent footnotes.

^c All IV-D matters reported in the IV-D UIFSA case type.

Source: Uniform System for Judicial Records, Nevada AOC, Research and Statistics Unit.

Table B3. Family Caseload Processed by District Courts in Nevada, Fiscal Year 2019.

| District Court, Family Caseload (2 of 3) | | | Domestic Relations Case | | | | | | | | | | | | | | Totals | |
|--|---------------------------------|---------------------------------------|------------------------------|------------------------------|--------------------------|-----------|-----------------------|------------|-----------------|---------------|--------------------------------|----------------------|--|--------------------------|--------------------|--------------------|------------------|-----|
| | | | Marriage Dissolution | Paternity | Visitation (Non-Divorce) | Adoptions | Custody (Non-Divorce) | Support | | | TPR ^a | | Request for Domestic Violence Protective Orders (TPOs) | Other Domestic Relations | Mental Health Case | Guardianships Case | | |
| | | | | | | | | IV-D UIFSA | IV-D Intrastate | Other Support | State Initiated (TPR) Petition | Other (TPR) Petition | | | | | | |
| 5th Judicial District | Esmeralda County District Court | New Filings (cases) | 6 | 0 | 0 | 0 | 0 | 0 | 0 | 0 | 0 | 0 | 0 | 0 | 0 | 0 | 0 | 6 |
| | | Reopened (cases) | 0 | 0 | 0 | 0 | 0 | 0 | 0 | 0 | 0 | 0 | 0 | 0 | 0 | 0 | 0 | 0 |
| | | Grand Total Dispositions | 0 | 0 | 0 | 0 | 0 | 0 | 0 | 0 | 0 | 0 | 0 | 0 | 0 | 0 | 0 | 0 |
| | | | Total Non-Trial Dispositions | 0 | 0 | 0 | 0 | 0 | 0 | 0 | 0 | 0 | 0 | 0 | 0 | 0 | 0 | 0 |
| | | | Total Trial Dispositions | 0 | 0 | 0 | 0 | 0 | 0 | 0 | 0 | 0 | 0 | 0 | 0 | 0 | 0 | 0 |
| | Nye County District Court | New Filings (cases) | 361 | 5 | 0 | 11 | 38 | 127 | 14 | 1 | 3 | 6 | 0 | 8 | 0 | 35 | 609 | |
| Reopened (cases) | | 6 | 1 | 0 | 0 | 0 | 0 | 1 | 0 | 2 | 0 | 1 | 0 | 5 | 16 | | | |
| Grand Total Dispositions | | 357 | 2 | 0 | 12 | 17 | 49 | 3 | 0 | 1 | 5 | 0 | 7 | 0 | 17 | 470 | | |
| | | Total Non-Trial Dispositions | 357 | 2 | 0 | 11 | 16 | 49 | 3 | 0 | 1 | 5 | 0 | 7 | 0 | 17 | 468 | |
| | | Total Trial Dispositions | 0 | 0 | 0 | 1 | 1 | 0 | 0 | 0 | 0 | 0 | 0 | 0 | 0 | 0 | 2 | |
| 6th Judicial District | Humboldt County District Court | New Filings (cases) | 210 | 4 | 0 | 12 | 17 | 0 | 43 | 0 | 0 | 5 | 17 | 13 | 0 | 21 | 342 | |
| | | Reopened (cases) | 50 | 0 | 0 | 0 | 5 | 73 | 74 | 0 | 0 | 0 | 0 | 0 | 0 | 5 | 207 | |
| | | Grand Total Dispositions ^d | 310 | 10 | 0 | 10 | 15 | 242 | 149 | 0 | 0 | 9 | 22 | 13 | 0 | 59 | 839 ^d | |
| | | | | Total Non-Trial Dispositions | 310 | 10 | 0 | 10 | 15 | 242 | 149 | 0 | 9 | 22 | 13 | 0 | 59 | 839 |
| | | Total Trial Dispositions | 0 | 0 | 0 | 0 | 0 | 0 | 0 | 0 | 0 | 0 | 0 | 0 | 0 | 0 | | |
| 7th Judicial District | Eureka County District Court | New Filings (cases) | 8 | 0 | 0 | 2 | 0 | 0 | 0 | 0 | 0 | 0 | 0 | 0 | 4 | 14 | | |
| | | Reopened (cases) | 0 | 0 | 0 | 0 | 0 | 0 | 0 | 0 | 0 | 0 | 0 | 0 | 0 | 0 | | |
| | | Grand Total Dispositions | 5 | 0 | 0 | 1 | 0 | 0 | 0 | 0 | 0 | 0 | 0 | 0 | 0 | 6 | | |
| | | | Total Non-Trial Dispositions | 5 | 0 | 0 | 1 | 0 | 0 | 0 | 0 | 0 | 0 | 0 | 0 | 6 | | |
| | | | Total Trial Dispositions | 0 | 0 | 0 | 0 | 0 | 0 | 0 | 0 | 0 | 0 | 0 | 0 | 0 | | |
| | Lincoln County District Court | New Filings (cases) | 22 | 0 | 0 | 3 | 0 | 0 | 1 | 0 | 0 | 0 | 4 | 0 | 4 | 34 | | |
| | | Reopened (cases) | 0 | 0 | 0 | 0 | 0 | 1 | 0 | 0 | 0 | 0 | 0 | 0 | 0 | 1 | | |
| | | Grand Total Dispositions | 23 | 1 | 0 | 3 | 0 | 4 | 3 | 0 | 0 | 0 | 2 | 0 | 4 | 40 | | |
| | | | Total Non-Trial Dispositions | 23 | 1 | 0 | 3 | 0 | 4 | 2 | 0 | 0 | 0 | 2 | 0 | 39 | | |
| | | | Total Trial Dispositions | 0 | 0 | 0 | 0 | 0 | 1 | 0 | 0 | 0 | 0 | 0 | 0 | 1 | | |
| White Pine County District Court | New Filings (cases) | 55 | 0 | 0 | 3 | 19 | 7 | 13 | 0 | 1 | 4 | 0 | 7 | 0 | 11 | 120 | | |
| | Reopened (cases) | 16 | 1 | 0 | 0 | 7 | 9 | 14 | 0 | 0 | 0 | 2 | 0 | 1 | 50 | | | |
| | Grand Total Dispositions | 68 | 1 | 0 | 3 | 18 | 13 | 33 | 0 | 0 | 5 | 0 | 9 | 0 | 13 | 163 | | |
| | | Total Non-Trial Dispositions | 60 | 1 | 0 | 0 | 13 | 1 | 2 | 0 | 0 | 3 | 0 | 9 | 0 | 11 | 100 | |
| | | Total Trial Dispositions | 8 | 0 | 0 | 3 | 5 | 12 | 31 | 0 | 2 | 0 | 0 | 0 | 2 | 63 | | |

^a NRS Chapter 128 allows termination of parental rights through motion in existing juvenile child abuse and neglect cases (Table B4). These terminations through motion are not captured in the USJR statistics.

^d Includes administrative case closures.

Source: Uniform System for Judicial Records, Nevada AOC, Research and Statistics Unit.

Table B3. Family Caseload Processed by District Courts in Nevada, Fiscal Year 2019.

| District Court, Family Caseload (3 of 3) | | | | Domestic Relations Case | | | | | | | | | | | | | Totals | | |
|--|------------------|---------------------------------|-------------------------------|--------------------------|-----------|--------------------------|-----------|-----------------------|------------|-----------------|---------------|--------------------------------|----------------------|--|--------------------------|--------------------|--------|-------------------|---|
| | | | | Marriage Dissolution | Paternity | Visitation (Non-Divorce) | Adoptions | Custody (Non-Divorce) | Support | | | TPR ^a | | Request for Domestic Violence Protective Orders (TPOs) | Other Domestic Relations | Mental Health Case | | Guardianship Case | |
| | | | | | | | | | IV-D UIFSA | IV-D Intrastate | Other Support | State Initiated (TPR) Petition | Other (TPR) Petition | | | | | | |
| 8th Judicial District | Clark County | Clark County District Court | New Filings (cases) | 12,442 | 233 | 52 | 850 | 2,513 | 590 | 4,728 | 5 | 0 | 415 | 8,496 | 2,167 | 6,419 | 1,685 | 40,595 | |
| | | | Reopened (cases) | 2,973 | 213 | 25 | 19 | 1,251 | 1,342 | 3,023 | 0 | 6 | 26 | 61 | 148 | 7,226 | 2,573 | 18,886 | |
| | | | Grand Total Dispositions | 15,218 | 490 | 65 | 853 | 3,429 | 1,486 | 4,345 | 6 | 67 | 405 | 9,384 | 2,275 | 16,086 | 5,050 | 59,159 | |
| | | | Total Non-Trial Dispositions | 15,040 | 477 | 64 | 831 | 3,341 | 1,486 | 4,345 | 6 | 39 | 393 | 9,381 | 2,273 | 16,086 | 5,050 | 58,812 | |
| | | | Total Trial Dispositions | 178 | 13 | 1 | 22 | 88 | 0 | 0 | 0 | 28 | 12 | 3 | 2 | 0 | 0 | 347 | |
| 9th Judicial District | Douglas County | Douglas County District Court | New Filings (cases) | 329 | 18 | 1 | 14 | 39 | 2 | 17 | 15 | 0 | 11 | 0 | 86 | 0 | 57 | 589 | |
| | | | Reopened (cases) ¹ | - | - | - | - | - | - | - | - | - | - | - | - | - | - | - | - |
| | | | Grand Total Dispositions | 375 | 24 | 0 | 11 | 40 | 11 | 49 | 75 | 0 | 12 | 0 | 73 | 0 | 80 | 750 | |
| | | | Total Non-Trial Dispositions | 375 | 24 | 0 | 11 | 40 | 11 | 49 | 75 | 0 | 12 | 0 | 73 | 0 | 80 | 750 | |
| | | | Total Trial Dispositions | 0 | 0 | 0 | 0 | 0 | 0 | 0 | 0 | 0 | 0 | 0 | 0 | 0 | 0 | 0 | |
| 10th Judicial District | Churchill County | Churchill County District Court | New Filings (cases) | 561 | 3 | 0 | 36 | 38 | 37 | 43 | 1 | 0 | 20 | 8 | 17 | 21 | 32 | 817 | |
| | | | Reopened (cases) | 56 | 0 | 0 | 0 | 17 | 156 | 13 | 0 | 0 | 0 | 0 | 0 | 1 | 12 | 255 | |
| | | | Grand Total Dispositions | 618 | 1 | 0 | 33 | 56 | 206 | 52 | 0 | 2 | 17 | 8 | 18 | 22 | 41 | 1,074 | |
| | | | Total Non-Trial Dispositions | 611 | 1 | 0 | 33 | 54 | 206 | 52 | 0 | 2 | 17 | 8 | 18 | 22 | 41 | 1,065 | |
| | | | Total Trial Dispositions | 7 | 0 | 0 | 0 | 2 | 0 | 0 | 0 | 0 | 0 | 0 | 0 | 0 | 9 | | |
| 11th Judicial District | Lander County | Lander County District Court | New Filings (cases) | 127 | 3 | 0 | 4 | 5 | 0 | 0 | 0 | 0 | 3 | 0 | 1 | 0 | 7 | 150 | |
| | | | Reopened (cases) | 21 | 0 | 0 | 0 | 4 | 0 | 0 | 0 | 0 | 0 | 0 | 0 | 0 | 1 | 26 | |
| | | | Grand Total Dispositions | 157 | 3 | 0 | 6 | 10 | 0 | 0 | 0 | 1 | 1 | 0 | 2 | 0 | 8 | 188 | |
| | | | Total Non-Trial Dispositions | 157 | 3 | 0 | 6 | 10 | 0 | 0 | 0 | 1 | 1 | 0 | 2 | 0 | 8 | 188 | |
| | | | | Total Trial Dispositions | 0 | 0 | 0 | 0 | 0 | 0 | 0 | 0 | 0 | 0 | 0 | 0 | 0 | 0 | |
| | Mineral County | Mineral County District Court | New Filings (cases) | 21 | 0 | 0 | 1 | 4 | 0 | 20 | 0 | 0 | 0 | 0 | 5 | 0 | 7 | 58 | |
| | | | Reopened (cases) | 0 | 0 | 0 | 0 | 0 | 0 | 1 | 0 | 0 | 0 | 0 | 0 | 0 | 0 | 1 | |
| | | | Grand Total Dispositions | 20 | 0 | 0 | 1 | 3 | 2 | 13 | 1 | 0 | 0 | 0 | 8 | 0 | 1 | 49 | |
| | | | Total Non-Trial Dispositions | 20 | 0 | 0 | 1 | 3 | 2 | 13 | 1 | 0 | 0 | 0 | 8 | 0 | 1 | 49 | |
| | | | | Total Trial Dispositions | 0 | 0 | 0 | 0 | 0 | 0 | 0 | 0 | 0 | 0 | 0 | 0 | 0 | 0 | |
| | Pershing County | Pershing County District Court | New Filings (cases) | 15 | 0 | 0 | 3 | 4 | 0 | 19 | 2 | 0 | 0 | 0 | 2 | 0 | 11 | 56 | |
| | | | Reopened (cases) | 5 | 0 | 0 | 1 | 2 | 5 | 6 | 2 | 0 | 0 | 0 | 0 | 0 | 6 | 27 | |
| Grand Total Dispositions | | | 20 | 0 | 0 | 4 | 4 | 10 | 17 | 4 | 0 | 1 | 0 | 1 | 0 | 9 | 70 | | |
| Total Non-Trial Dispositions | | | 20 | 0 | 0 | 4 | 4 | 10 | 17 | 4 | 0 | 1 | 0 | 1 | 0 | 9 | 70 | | |
| | | | Total Trial Dispositions | 0 | 0 | 0 | 0 | 0 | 0 | 0 | 0 | 0 | 0 | 0 | 0 | 0 | 0 | | |

^a NRS Chapter 128 allows termination of parental rights through motion in existing juvenile child abuse and neglect cases (table B4). These terminations through motion are not captured in the USJR statistics.

¹ Reopened cases not reported.

Source: Uniform System for Judicial Records, Nevada AOC, Research and Statistics Unit.

Table B5-1. Criminal Caseload Processed by Justice Courts in Nevada, Fiscal Year 2019.

| Justice Court, Criminal Caseload, Aggregate (1 of 4) | | | Felony, Total | Gross Misdemeanor, Total | Misdemeanor (Non-Traffic), Total | Criminal Case Totals | Traffic and Parking Totals |
|--|---------------------------------|---------------------------------|---------------|--------------------------|----------------------------------|----------------------|----------------------------|
| Totals^a | Nevada Justice Courts | New Filings (cases) | 31,560 | 3,498 | 35,053 | 70,111 | 309,183 |
| | | Reopened (cases) | 3,104 | 451 | 3,700 | 7,255 | 1,666 |
| | | Charges | 60,073 | 7,482 | 48,984 | 116,539 | 382,721 |
| | | Grand Total Dispositions | 32,811 | 3,513 | 38,061 | 74,385 | 287,329 |
| | | Total Non-Trial Dispositions | 32,810 | 3,513 | 37,720 | 74,043 | 287,064 |
| | | Total Trial Dispositions | 1 | 0 | 341 | 342 | 265 |
| 1st Judicial District | Carson City Justice Court | New Filings (cases) | 814 | 115 | 1,246 | 2,175 | 9,687 |
| | | Reopened (cases) | 14 | 3 | 6 | 23 | 0 |
| | | Charges | 1,358 | 245 | 2,231 | 3,834 | 12,411 |
| | | Grand Total Dispositions | 422 | 54 | 948 | 1,424 | 9,912 |
| | | Total Non-Trial Dispositions | 422 | 54 | 935 | 1,411 | 9,900 |
| | | Total Trial Dispositions | 0 | 0 | 13 | 13 | 12 |
| Storey County Justice Court | New Filings (cases) | 31 | 6 | 174 | 211 | 2,060 | |
| | Reopened (cases) | 0 | 0 | 0 | 0 | 0 | |
| | Charges | 47 | 9 | 200 | 256 | 2,719 | |
| | Grand Total Dispositions | 20 | 5 | 136 | 161 | 1,877 | |
| | Total Non-Trial Dispositions | 20 | 5 | 134 | 159 | 1,856 | |
| | Total Trial Dispositions | 0 | 0 | 2 | 2 | 21 | |
| 2nd Judicial District | Incline Village Justice Court | New Filings (cases) | 15 | 5 | 194 | 214 | 1,850 |
| | | Reopened (cases) | 4 | 0 | 63 | 67 | 16 |
| | | Charges | 23 | 7 | 215 | 245 | 2,206 |
| | | Grand Total Dispositions | 22 | 4 | 234 | 260 | 1,812 |
| | | Total Non-Trial Dispositions | 22 | 4 | 234 | 260 | 1,812 |
| | | Total Trial Dispositions | 0 | 0 | 0 | 0 | 0 |
| | Reno Justice Court | New Filings (cases) | 2,367 | 238 | 2,209 | 4,814 | 20,431 |
| | | Reopened (cases) | 275 | 61 | 785 | 1,121 | 253 |
| | | Charges | 4,167 | 489 | 3,161 | 7,817 | 25,913 |
| | | Grand Total Dispositions | 2,444 | 280 | 2,674 | 5,398 | 21,062 |
| | | Total Non-Trial Dispositions | 2,444 | 280 | 2,658 | 5,382 | 21,056 |
| | | Total Trial Dispositions | 0 | 0 | 16 | 16 | 6 |
| | Sparks Justice Court | New Filings (cases) | 1,083 | 106 | 1,080 | 2,269 | 6,021 |
| | | Reopened (cases) | 154 | 28 | 400 | 582 | 496 |
| | | Charges | 1,935 | 213 | 1,548 | 3,696 | 8,136 |
| | | Grand Total Dispositions | 1,215 | 124 | 1,428 | 2,767 | 6,232 |
| | | Total Non-Trial Dispositions | 1,215 | 124 | 1,415 | 2,754 | 6,229 |
| | | Total Trial Dispositions | 0 | 0 | 13 | 13 | 3 |
| Wadsworth Justice Court | New Filings (cases) | 0 | 0 | 49 | 49 | 2,542 | |
| | Reopened (cases) | 0 | 0 | 0 | 0 | 2 | |
| | Charges | 0 | 0 | 55 | 55 | 2,972 | |
| | Grand Total Dispositions | 0 | 0 | 42 | 42 | 2,390 | |
| | Total Non-Trial Dispositions | 0 | 0 | 41 | 41 | 2,388 | |
| | Total Trial Dispositions | 0 | 0 | 1 | 1 | 2 | |
| 3rd Judicial District | Canal Justice Court | New Filings (cases) | 147 | 26 | 144 | 317 | 1,064 |
| | | Reopened (cases) | 5 | 1 | 0 | 6 | 2 |
| | | Charges | 307 | 58 | 186 | 551 | 1,288 |
| | | Grand Total Dispositions | 159 | 30 | 144 | 333 | 1,149 |
| | | Total Non-Trial Dispositions | 159 | 30 | 140 | 329 | 1,147 |
| | | Total Trial Dispositions | 0 | 0 | 4 | 4 | 2 |
| | Dayton Justice Court | New Filings (cases) | 94 | 23 | 358 | 475 | 3,299 |
| | | Reopened (cases) | 0 | 0 | 0 | 0 | 4 |
| | | Charges | 165 | 38 | 448 | 651 | 4,036 |
| | | Grand Total Dispositions | 97 | 17 | 325 | 439 | 3,316 |
| | | Total Non-Trial Dispositions | 97 | 17 | 312 | 426 | 3,316 |
| | | Total Trial Dispositions | 0 | 0 | 13 | 13 | 0 |
| Walker River Justice Court | New Filings (cases) | 133 | 16 | 355 | 504 | 3,102 | |
| | Reopened (cases) | 10 | 1 | 1 | 12 | 3 | |
| | Charges | 234 | 30 | 478 | 742 | 3,677 | |
| | Grand Total Dispositions | 140 | 18 | 350 | 508 | 3,010 | |
| | Total Non-Trial Dispositions | 140 | 18 | 344 | 502 | 2,990 | |
| | Total Trial Dispositions | 0 | 0 | 6 | 6 | 20 | |

^a Totals reflect aggregate information from the Nevada Justice Courts. Information contained herein may reflect non-standard reporting and is noted by subsequent footnotes. Case types determined by the USJR charge hierarchy defined in the Nevada Courts Statistical Reporting Dictionary.

Source: Uniform System for Judicial Records, Nevada AOC, Research and Statistics Unit.

Table B5-1. Criminal Caseload Processed by Justice Courts in Nevada, Fiscal Year 2019.

| Justice Court, Criminal Caseload, Aggregate (2 of 4) | | | Felony, Total | Gross Misdemeanor, Total | Misdemeanor (Non-Traffic), Total | Criminal Case Totals | Traffic and Parking Totals | |
|--|------------------------------|--------------------------|------------------------------|--------------------------|----------------------------------|----------------------|----------------------------|-------|
| 4th Judicial District | Elko County | Carlin Justice Court | New Filings (cases) | 0 | 0 | 101 | 101 | 875 |
| | | | Reopened (cases) | 0 | 0 | 0 | 0 | 0 |
| | | | Charges | 0 | 0 | 132 | 132 | 973 |
| | | | Grand Total Dispositions | 0 | 0 | 100 | 100 | 770 |
| | | | Total Non-Trial Dispositions | 0 | 0 | 93 | 93 | 767 |
| | | | Total Trial Dispositions | 0 | 0 | 7 | 7 | 3 |
| | | Eastline Justice Court | New Filings (cases) | 0 | 0 | 99 | 99 | 640 |
| | | | Reopened (cases) | 0 | 0 | 0 | 0 | 0 |
| | | | Charges | 0 | 0 | 146 | 146 | 811 |
| | | | Grand Total Dispositions | 0 | 0 | 89 | 89 | 534 |
| | | | Total Non-Trial Dispositions | 0 | 0 | 86 | 86 | 531 |
| | | | Total Trial Dispositions | 0 | 0 | 3 | 3 | 3 |
| | Elko Justice Court | New Filings (cases) | 564 | 46 | 774 | 1,384 | 6,952 | |
| | | Reopened (cases) | 46 | 13 | 498 | 557 | 185 | |
| | | Charges | 1,170 | 216 | 1,261 | 2,647 | 8,136 | |
| | | Grand Total Dispositions | 590 | 71 | 1,202 | 1,863 | 6,466 | |
| Total Non-Trial Dispositions | | 590 | 71 | 1,171 | 1,832 | 6,452 | | |
| Total Trial Dispositions | | 0 | 0 | 31 | 31 | 14 | | |
| Wells Justice Court | New Filings (cases) | 0 | 2 | 122 | 124 | 4,577 | | |
| | Reopened (cases) | 0 | 0 | 1 | 1 | 2 | | |
| | Charges | 0 | 2 | 166 | 168 | 5,033 | | |
| | Grand Total Dispositions | 0 | 2 | 89 | 91 | 4,225 | | |
| | Total Non-Trial Dispositions | 0 | 2 | 82 | 84 | 4,212 | | |
| | Total Trial Dispositions | 0 | 0 | 7 | 7 | 13 | | |
| 5th Judicial District | Esmeralda County | Esmeralda Justice Court | New Filings (cases) | 0 | 0 | 0 | 0 | 3,074 |
| | | | Reopened (cases) | 0 | 0 | 0 | 0 | 280 |
| | | | Charges | 3 | 0 | 0 | 3 | 3,354 |
| | | | Grand Total Dispositions | 3 | 0 | 1 | 4 | 3,925 |
| | | | Total Non-Trial Dispositions | 3 | 0 | 0 | 3 | 3,914 |
| | | | Total Trial Dispositions | 0 | 0 | 1 | 1 | 11 |
| | Nye County | Beatty Justice Court | New Filings (cases) | 46 | 5 | 58 | 109 | 1,395 |
| | | | Reopened (cases) | 0 | 0 | 0 | 0 | 0 |
| | | | Charges | 83 | 9 | 90 | 182 | 1,580 |
| | | | Grand Total Dispositions | 46 | 6 | 57 | 109 | 1,360 |
| | | | Total Non-Trial Dispositions | 46 | 6 | 56 | 108 | 1,360 |
| | | | Total Trial Dispositions | 0 | 0 | 1 | 1 | 0 |
| | | Pahrump Justice Court | New Filings (cases) | 454 | 67 | 623 | 1,144 | 4,152 |
| | | | Reopened (cases) | 55 | 14 | 144 | 213 | 231 |
| | | | Charges | 759 | 124 | 845 | 1,728 | 5,183 |
| | | | Grand Total Dispositions | 533 | 88 | 1,096 | 1,717 | 4,654 |
| Total Non-Trial Dispositions | 532 | 88 | 1,084 | 1,704 | 4,631 | | | |
| Total Trial Dispositions | 1 | 0 | 12 | 13 | 23 | | | |
| Tonopah Justice Court | New Filings (cases) | 67 | 6 | 108 | 181 | 3,173 | | |
| | Reopened (cases) | 1 | 0 | 0 | 1 | 11 | | |
| | Charges | 122 | 13 | 138 | 273 | 3,542 | | |
| | Grand Total Dispositions | 65 | 3 | 101 | 169 | 3,037 | | |
| | Total Non-Trial Dispositions | 65 | 3 | 99 | 167 | 3,028 | | |
| | Total Trial Dispositions | 0 | 0 | 2 | 2 | 9 | | |
| 6th Judicial District | Humboldt County | Union Justice Court | New Filings (cases) | 102 | 17 | 437 | 556 | 6,421 |
| | | | Reopened (cases) | 0 | 1 | 0 | 1 | 2 |
| | | | Charges | 162 | 22 | 543 | 727 | 7,365 |
| | | | Grand Total Dispositions | 114 | 15 | 501 | 630 | 6,011 |
| | | | Total Non-Trial Dispositions | 114 | 15 | 470 | 599 | 5,987 |
| | | | Total Trial Dispositions | 0 | 0 | 31 | 31 | 24 |

Source: Uniform System for Judicial Records, Nevada AOC, Research and Statistics Unit.

Table B5-1. Criminal Caseload Processed by Justice Courts in Nevada, Fiscal Year 2019.

| Justice Court, Criminal Caseload, Aggregate (3 of 4) | | | Felony, Total | Gross Misdemeanor, Total | Misdemeanor (Non-Traffic), Total | Criminal Case Totals | Traffic and Parking Totals | |
|--|------------------------------|--------------------------------|--------------------------|--------------------------|----------------------------------|----------------------|----------------------------|-------|
| 7th Judicial District | Eureka County | Eureka Justice Court | New Filings (cases) | 21 | 1 | 37 | 59 | 923 |
| | | Reopened (cases) | 0 | 0 | 0 | 0 | 1 | |
| | | Charges | 56 | 3 | 86 | 145 | 1,026 | |
| | | Grand Total Dispositions | 21 | 1 | 57 | 79 | 1,091 | |
| | | Total Non-Trial Dispositions | 21 | 1 | 54 | 76 | 1,088 | |
| | Total Trial Dispositions | 0 | 0 | 3 | 3 | 3 | | |
| | Lincoln County | Meadow Valley Justice Court | New Filings (cases) | 24 | 8 | 79 | 111 | 1,185 |
| | | | Reopened (cases) | 1 | 0 | 2 | 3 | 1 |
| | | | Charges | 33 | 17 | 124 | 174 | 1,283 |
| | | | Grand Total Dispositions | 33 | 10 | 82 | 125 | 1,305 |
| | | Total Non-Trial Dispositions | 33 | 10 | 79 | 122 | 1,304 | |
| | | Total Trial Dispositions | 0 | 0 | 3 | 3 | 1 | |
| | | Pahrnatag Valley Justice Court | New Filings (cases) | 19 | 2 | 39 | 60 | 3,589 |
| | Reopened (cases) | | 0 | 0 | 0 | 0 | 10 | |
| | Charges | | 29 | 3 | 58 | 90 | 3,904 | |
| Grand Total Dispositions | 20 | 2 | 28 | 50 | 3,486 | | | |
| Total Non-Trial Dispositions | 20 | 2 | 28 | 50 | 3,483 | | | |
| Total Trial Dispositions | 0 | 0 | 0 | 0 | 3 | | | |
| White Pine County | Ely Justice Court | New Filings (cases) | 158 | 16 | 120 | 294 | 2,655 | |
| | | Reopened (cases) | 7 | 2 | 3 | 12 | 4 | |
| | | Charges | 342 | 28 | 176 | 546 | 2,916 | |
| | | Grand Total Dispositions | 140 | 21 | 114 | 275 | 2,366 | |
| | | Total Non-Trial Dispositions | 140 | 21 | 108 | 269 | 2,363 | |
| Total Trial Dispositions | 0 | 0 | 6 | 6 | 3 | | | |
| 8th Judicial District | Clark County | Boulder Justice Court | New Filings (cases) | 72 | 14 | 26 | 112 | 1,677 |
| | | | Reopened (cases) | 5 | 1 | 0 | 6 | 2 |
| | | | Charges | 112 | 20 | 52 | 184 | 1,814 |
| | | | Grand Total Dispositions | 66 | 14 | 27 | 107 | 1,527 |
| | | Total Non-Trial Dispositions | 66 | 14 | 23 | 103 | 1,515 | |
| | | Total Trial Dispositions | 0 | 0 | 4 | 4 | 12 | |
| | | Bunkerville Justice Court | New Filings (cases) | 4 | 0 | 10 | 14 | 634 |
| | | | Reopened (cases) | 1 | 0 | 1 | 2 | 1 |
| | | | Charges | 4 | 0 | 12 | 16 | 729 |
| | | | Grand Total Dispositions | 2 | 0 | 15 | 17 | 677 |
| | | Total Non-Trial Dispositions | 2 | 0 | 15 | 17 | 676 | |
| | | Total Trial Dispositions | 0 | 0 | 0 | 0 | 1 | |
| | Goodsprings Justice Court | New Filings (cases) | 62 | 5 | 163 | 230 | 10,867 | |
| | | Reopened (cases) | 0 | 0 | 0 | 0 | 16 | |
| | | Charges | 126 | 14 | 183 | 323 | 12,799 | |
| | | Grand Total Dispositions | 51 | 2 | 128 | 181 | 9,763 | |
| | Total Non-Trial Dispositions | 51 | 2 | 127 | 180 | 9,757 | | |
| | Total Trial Dispositions | 0 | 0 | 1 | 1 | 6 | | |
| | Henderson Justice Court | New Filings (cases) | 2,074 | 264 | 472 | 2,810 | 5,587 | |
| | | Reopened (cases) | 28 | 3 | 6 | 37 | 37 | |
| | | Charges | 3,806 | 620 | 1,330 | 5,756 | 7,197 | |
| | | Grand Total Dispositions | 1,992 | 240 | 525 | 2,757 | 6,262 | |
| | Total Non-Trial Dispositions | 1,992 | 240 | 524 | 2,756 | 6,260 | | |
| | Total Trial Dispositions | 0 | 0 | 1 | 1 | 2 | | |
| Las Vegas Justice Court | New Filings (cases) | 19,090 | 2,006 | 22,514 | 43,610 | 161,471 | | |
| | Reopened (cases) | 2,430 | 317 | 1,629 | 4,376 | - ^b | | |
| | Charges | 38,015 | 4,232 | 29,491 | 71,738 | 204,226 | | |
| | Grand Total Dispositions | 20,562 | 2,013 | 24,216 | 46,791 | 145,731 | | |
| Total Non-Trial Dispositions | 20,562 | 2,013 | 24,117 | 46,692 | 145,721 | | | |
| Total Trial Dispositions | 0 | 0 | 99 | 99 | 10 | | | |
| Laughlin Justice Court | New Filings (cases) | 197 | 12 | 397 | 606 | 8,286 | | |
| | Reopened (cases) | 0 | 0 | 0 | 0 | 2 | | |
| | Charges | 347 | 49 | 473 | 869 | 10,181 | | |
| | Grand Total Dispositions | 268 | 26 | 319 | 613 | 7,103 | | |
| Total Non-Trial Dispositions | 268 | 26 | 319 | 613 | 7,103 | | | |
| Total Trial Dispositions | 0 | 0 | 0 | 0 | 0 | | | |
| Mesquite Justice Court | New Filings (cases) | 173 | 14 | 3 | 190 | 2 | | |
| | Reopened (cases) | 0 | 0 | 0 | 0 | 0 | | |
| | Charges | 330 | 28 | 67 | 425 | 16 | | |
| | Grand Total Dispositions | 198 | 13 | 6 | 217 | 2 | | |
| Total Non-Trial Dispositions | 198 | 13 | 6 | 217 | 2 | | | |
| Total Trial Dispositions | 0 | 0 | 0 | 0 | 0 | | | |

^b Reopened cases not reported.

Source: Uniform System for Judicial Records, Nevada AOC, Research and Statistics Unit.

Table B5-1. Criminal Caseload Processed by Justice Courts in Nevada, Fiscal Year 2019.

| Justice Court, Criminal Caseload, Aggregate (4 of 4) | | | | Felony, Total | Gross Misdemeanor, Total | Misdemeanor (Non-Traffic), Total | Criminal Case Totals | Traffic and Parking Totals |
|--|------------------------------|-------------------------------|---------------------------------------|---------------|--------------------------|----------------------------------|----------------------|----------------------------|
| 8th Judicial District Cont. | Clark County Cont. | Moapa Justice Court | New Filings (cases) | 23 | 2 | 30 | 55 | 1,866 |
| | | | Reopened (cases) | 1 | 0 | 1 | 2 | 6 |
| | | | Charges | 48 | 4 | 37 | 89 | 2,089 |
| | | | Grand Total Dispositions | 20 | 3 | 26 | 49 | 1,749 |
| | | | Total Non-Trial Dispositions | 20 | 3 | 26 | 49 | 1,749 |
| | | Total Trial Dispositions | 0 | 0 | 0 | 0 | 0 | |
| | | Moapa Valley Justice Court | New Filings (cases) | 26 | 4 | 92 | 122 | 1,130 |
| | | | Reopened (cases) | 0 | 0 | 0 | 0 | 0 |
| | | | Charges | 42 | 10 | 112 | 164 | 1,332 |
| | | | Grand Total Dispositions | 31 | 4 | 60 | 95 | 962 |
| | | | Total Non-Trial Dispositions | 31 | 4 | 51 | 86 | 960 |
| | | Total Trial Dispositions | 0 | 0 | 9 | 9 | 2 | |
| | | North Las Vegas Justice Court | New Filings (cases) | 2,788 | 331 | 371 | 3,490 | 1,129 |
| | | | Reopened (cases) | 38 | 3 | 7 | 48 | 2 |
| | | | Charges | 4,778 | 711 | 1,568 | 7,057 | 2,151 |
| | | | Grand Total Dispositions | 2,633 | 311 | 382 | 3,326 | 1,075 |
| Total Non-Trial Dispositions | 2,633 | | 311 | 380 | 3,324 | 1,075 | | |
| Total Trial Dispositions | 0 | 0 | 2 | 2 | 0 | | | |
| Searchlight Justice Court | New Filings (cases) | 20 | 2 | 48 | 70 | 3,818 | | |
| | Reopened (cases) | 0 | 0 | 0 | 0 | 8 | | |
| | Charges | 26 | 3 | 57 | 86 | 4,319 | | |
| | Grand Total Dispositions | 16 | 3 | 36 | 55 | 3,267 | | |
| | Total Non-Trial Dispositions | 16 | 3 | 35 | 54 | 3,259 | | |
| Total Trial Dispositions | 0 | 0 | 1 | 1 | 8 | | | |
| 9th Judicial District | Douglas County | East Fork Justice Court | New Filings (cases) | 239 | 30 | 768 | 1,037 | 4,769 |
| | | | Reopened (cases) | 19 | 3 | 135 | 157 | 66 |
| | | | Charges | 383 | 54 | 981 | 1,418 | 5,984 |
| | | | Grand Total Dispositions | 261 | 34 | 899 | 1,194 | 5,048 |
| | | | Total Non-Trial Dispositions | 261 | 34 | 881 | 1,176 | 5,029 |
| | | Total Trial Dispositions | 0 | 0 | 18 | 18 | 19 | |
| | | Tahoe Justice Court | New Filings (cases) | 139 | 22 | 660 | 821 | 3,209 |
| | | | Reopened (cases) | 7 | 0 | 15 | 22 | 7 |
| | | | Charges | 194 | 43 | 837 | 1,074 | 3,983 |
| | | | Grand Total Dispositions | 120 | 24 | 608 | 752 | 2,901 |
| Total Non-Trial Dispositions | 120 | | 24 | 594 | 738 | 2,894 | | |
| Total Trial Dispositions | 0 | 0 | 14 | 14 | 7 | | | |
| 10th Judicial District | Churchill County | New River Justice Court | New Filings (cases) | 248 | 58 | 495 | 801 | 4,744 |
| | | | Reopened (cases) | 1 | 0 | 1 | 2 | 5 |
| | | | Charges | 430 | 96 | 599 | 1,125 | 5,697 |
| | | | Grand Total Dispositions | 281 | 59 | 548 | 888 | 4,807 |
| | | | Total Non-Trial Dispositions | 281 | 59 | 534 | 874 | 4,789 |
| Total Trial Dispositions | 0 | 0 | 14 | 14 | 18 | | | |
| 11th Judicial District | Lander County | Argenta Justice Court | New Filings (cases) | 35 | 4 | 124 | 163 | 1,645 |
| | | | Reopened (cases) | 0 | 0 | 0 | 0 | 0 |
| | | | Charges | 41 | 18 | 139 | 198 | 1,883 |
| | | | Grand Total Dispositions | 45 | 5 | 136 | 186 | 1,703 |
| | | | Total Non-Trial Dispositions | 45 | 5 | 136 | 186 | 1,703 |
| | | Total Trial Dispositions | 0 | 0 | 0 | 0 | 0 | |
| | | Austin Justice Court | New Filings (cases) | 2 | 0 | 6 | 8 | 1,207 |
| | | | Reopened (cases) | 0 | 0 | 0 | 0 | 0 |
| | | | Charges | 3 | 0 | 6 | 9 | 1,321 |
| | | | Grand Total Dispositions | 0 | 0 | 36 ^c | 36 ^c | 1,040 |
| | Total Non-Trial Dispositions | | 0 | 0 | 36 | 36 | 1,040 | |
| | Total Trial Dispositions | 0 | 0 | 0 | 0 | 0 | | |
| | Mineral County | Hawthorne Justice Court | New Filings (cases) | 140 | 17 | 249 | 406 | 6,132 |
| | | | Reopened (cases) | 1 | 0 | 2 | 3 | 11 |
| | | | Charges | 214 | 36 | 460 | 710 | 6,965 |
| | | | Grand Total Dispositions ⁱ | 98 | 6 | 94 | 198 ⁱ | 2,345 ⁱ |
| Total Non-Trial Dispositions | | | 98 | 6 | 94 | 198 | 2,343 | |
| Total Trial Dispositions | 0 | 0 | 0 | 0 | 2 | | | |
| Pershing County | Lake Justice Court | New Filings (cases) | 89 | 8 | 219 | 316 | 1,343 | |
| | | Reopened (cases) | 1 | 0 | 0 | 1 | 0 | |
| | | Charges | 179 | 18 | 293 | 490 | 1,571 | |
| | | Grand Total Dispositions | 83 | 5 | 202 | 290 | 1,377 | |
| | | Total Non-Trial Dispositions | 83 | 5 | 199 | 287 | 1,375 | |
| Total Trial Dispositions | 0 | 0 | 3 | 3 | 2 | | | |

^c Includes administrative case closures.

ⁱ Incomplete.

Source: Uniform System for Judicial Records, Nevada AOC, Research and Statistics Unit.

Table B5-2. Criminal Caseload Processed by Justice Courts in Nevada, Fiscal Year 2019.

| Justice Court, Criminal Caseload, Felony (1 of 6) | | | Crimes Against Persons, Felony | Domestic Violence, Felony | Older/Vulnerable Persons Abuse, Felony | Child Abuse & Neglect, Felony | Protection Order Violation, Felony | Crimes Against Property, Felony | Drugs, Felony | Weapons, Felony | Public Order, Felony | Motor Vehicle - DUI, Felony | Motor Vehicle - Reckless, Felony | Motor Vehicle - Other, Felony | Other, Felony |
|---|-------------------------------|------------------------------|--------------------------------|---------------------------|--|-------------------------------|------------------------------------|---------------------------------|---------------|-----------------|----------------------|-----------------------------|----------------------------------|-------------------------------|---------------|
| Totals^a | Nevada Justice Courts | New Filings (cases) | 6,414 | 1,521 | 110 | 752 | 49 | 9,081 | 11,227 | 1,095 | 202 | 451 | 18 | 145 | 495 |
| | | Reopened (cases) | 372 | 238 | 5 | 46 | 4 | 542 | 1,760 | 64 | 9 | 24 | 1 | 11 | 28 |
| | | Charges | 12,481 | 2,214 | 213 | 1,450 | 67 | 21,466 | 16,452 | 3,595 | 361 | 530 | 57 | 348 | 839 |
| | | Grand Total Dispositions | 6,415 | 1,700 | 67 | 737 | 43 | 9,403 | 12,068 | 1,086 | 171 | 464 | 16 | 167 | 474 |
| | | Total Non-Trial Dispositions | 6,415 | 1,700 | 67 | 737 | 43 | 9,402 | 12,068 | 1,086 | 171 | 464 | 16 | 167 | 474 |
| Total Trial Dispositions | 0 | 0 | 0 | 0 | 0 | 1 | 0 | 0 | 0 | 0 | 0 | 0 | 0 | 0 | |
| 1st Judicial District | Carson City Justice Court | New Filings (cases) | 101 | 16 | 3 | 15 | 3 | 197 | 427 | 11 | 0 | 17 | 0 | 2 | 22 |
| | | Reopened (cases) | 1 | 0 | 0 | 0 | 0 | 3 | 7 | 0 | 0 | 1 | 1 | 1 | 0 |
| | | Charges | 155 | 19 | 3 | 19 | 3 | 383 | 649 | 68 | 3 | 18 | 0 | 7 | 31 |
| | | Grand Total Dispositions | 76 | 9 | 4 | 7 | 2 | 173 | 118 | 6 | 0 | 6 | 1 | 3 | 17 |
| | | Total Non-Trial Dispositions | 76 | 9 | 4 | 7 | 2 | 173 | 118 | 6 | 0 | 6 | 1 | 3 | 17 |
| | Total Trial Dispositions | 0 | 0 | 0 | 0 | 0 | 0 | 0 | 0 | 0 | 0 | 0 | 0 | 0 | |
| | Storey County Justice Court | New Filings (cases) | 4 | 0 | 0 | 0 | 1 | 12 | 12 | 1 | 0 | 0 | 0 | 1 | 0 |
| | | Reopened (cases) | 0 | 0 | 0 | 0 | 0 | 0 | 0 | 0 | 0 | 0 | 0 | 0 | 0 |
| | | Charges | 6 | 0 | 0 | 0 | 1 | 22 | 14 | 3 | 0 | 0 | 0 | 1 | 0 |
| | | Grand Total Dispositions | 5 | 0 | 0 | 0 | 0 | 5 | 8 | 1 | 0 | 1 | 0 | 0 | 0 |
| Total Non-Trial Dispositions | | 5 | 0 | 0 | 0 | 0 | 5 | 8 | 1 | 0 | 1 | 0 | 0 | 0 | |
| Total Trial Dispositions | 0 | 0 | 0 | 0 | 0 | 0 | 0 | 0 | 0 | 0 | 0 | 0 | 0 | | |
| 2nd Judicial District | Incline Village Justice Court | New Filings (cases) | 3 | 0 | 0 | 1 | 1 | 7 | 2 | 1 | 0 | 0 | 0 | 0 | 0 |
| | | Reopened (cases) | 0 | 1 | 0 | 2 | 0 | 0 | 1 | 0 | 0 | 0 | 0 | 0 | 0 |
| | | Charges | 5 | 2 | 0 | 1 | 1 | 10 | 3 | 1 | 0 | 0 | 0 | 0 | 0 |
| | | Grand Total Dispositions | 3 | 1 | 0 | 4 | 1 | 9 | 3 | 0 | 0 | 1 | 0 | 0 | 0 |
| | | Total Non-Trial Dispositions | 3 | 1 | 0 | 4 | 1 | 9 | 3 | 0 | 0 | 1 | 0 | 0 | 0 |
| | Total Trial Dispositions | 0 | 0 | 0 | 0 | 0 | 0 | 0 | 0 | 0 | 0 | 0 | 0 | 0 | |
| | Reno Justice Court | New Filings (cases) | 541 | 61 | 4 | 94 | 4 | 834 | 637 | 69 | 3 | 52 | 0 | 26 | 42 |
| | | Reopened (cases) | 82 | 42 | 0 | 14 | 0 | 42 | 76 | 5 | 0 | 7 | 0 | 4 | 3 |
| | | Charges | 790 | 80 | 5 | 125 | 4 | 1,574 | 1,165 | 232 | 4 | 61 | 1 | 63 | 63 |
| | | Grand Total Dispositions | 571 | 85 | 3 | 99 | 2 | 816 | 638 | 71 | 3 | 58 | 1 | 42 | 55 |
| | | Total Non-Trial Dispositions | 571 | 85 | 3 | 99 | 2 | 816 | 638 | 71 | 3 | 58 | 1 | 42 | 55 |
| | Total Trial Dispositions | 0 | 0 | 0 | 0 | 0 | 0 | 0 | 0 | 0 | 0 | 0 | 0 | 0 | |
| | Sparks Justice Court | New Filings (cases) | 178 | 41 | 1 | 55 | 5 | 462 | 248 | 26 | 1 | 29 | 0 | 16 | 21 |
| | | Reopened (cases) | 37 | 14 | 0 | 5 | 0 | 32 | 58 | 0 | 0 | 5 | 0 | 2 | 1 |
| | | Charges | 276 | 51 | 1 | 84 | 5 | 916 | 436 | 74 | 2 | 29 | 0 | 29 | 32 |
| Grand Total Dispositions | | 236 | 53 | 1 | 60 | 1 | 481 | 286 | 27 | 0 | 32 | 0 | 16 | 22 | |
| Total Non-Trial Dispositions | | 236 | 53 | 1 | 60 | 1 | 481 | 286 | 27 | 0 | 32 | 0 | 16 | 22 | |
| Total Trial Dispositions | 0 | 0 | 0 | 0 | 0 | 0 | 0 | 0 | 0 | 0 | 0 | 0 | 0 | | |
| Wadsworth Justice Court | New Filings (cases) | 0 | 0 | 0 | 0 | 0 | 0 | 0 | 0 | 0 | 0 | 0 | 0 | 0 | |
| | Reopened (cases) | 0 | 0 | 0 | 0 | 0 | 0 | 0 | 0 | 0 | 0 | 0 | 0 | 0 | |
| | Charges | 0 | 0 | 0 | 0 | 0 | 0 | 0 | 0 | 0 | 0 | 0 | 0 | 0 | |
| | Grand Total Dispositions | 0 | 0 | 0 | 0 | 0 | 0 | 0 | 0 | 0 | 0 | 0 | 0 | 0 | |
| | Total Non-Trial Dispositions | 0 | 0 | 0 | 0 | 0 | 0 | 0 | 0 | 0 | 0 | 0 | 0 | 0 | |
| Total Trial Dispositions | 0 | 0 | 0 | 0 | 0 | 0 | 0 | 0 | 0 | 0 | 0 | 0 | 0 | | |

^a Totals reflect aggregate information from the Nevada Justice Courts. Information contained herein may reflect non-standard reporting and is noted by subsequent footnotes. Case types determined by the USJR charge hierarchy defined in the Nevada Courts Statistical Reporting Dictionary.

Source: Uniform System for Judicial Records, Nevada AOC, Research and Statistics Unit.

Table B5-2. Criminal Caseload Processed by Justice Courts in Nevada, Fiscal Year 2019.

| Justice Court, Criminal Caseload, Felony (2 of 6) | | | Crimes Against Persons, Felony | Domestic Violence, Felony | Older/Vulnerable Persons Abuse, Felony | Child Abuse & Neglect, Felony | Protection Order Violation, Felony | Crimes Against Property, Felony | Drugs, Felony | Weapons, Felony | Public Order, Felony | Motor Vehicle - DUI, Felony | Motor Vehicle - Reckless, Felony | Motor Vehicle - Other, Felony | Other, Felony | |
|---|------------------------------|------------------------------|--------------------------------|---------------------------|--|-------------------------------|------------------------------------|---------------------------------|---------------|-----------------|----------------------|-----------------------------|----------------------------------|-------------------------------|---------------|---|
| 3rd Judicial District | Lyon County | Canal Justice Court | New Filings (cases) | 31 | 2 | 3 | 3 | 1 | 63 | 32 | 3 | 1 | 5 | 0 | 2 | 1 |
| | | Reopened (cases) | 2 | 1 | 1 | 0 | 0 | 1 | 0 | 0 | 0 | 0 | 0 | 0 | 0 | 0 |
| | | Charges | 52 | 4 | 3 | 13 | 2 | 146 | 64 | 10 | 1 | 5 | 0 | 5 | 2 | |
| | | Grand Total Dispositions | 34 | 4 | 5 | 5 | 1 | 73 | 27 | 2 | 1 | 5 | 0 | 1 | 1 | |
| | | Total Non-Trial Dispositions | 34 | 4 | 5 | 5 | 1 | 73 | 27 | 2 | 1 | 5 | 0 | 1 | 1 | |
| | | Total Trial Dispositions | 0 | 0 | 0 | 0 | 0 | 0 | 0 | 0 | 0 | 0 | 0 | 0 | 0 | |
| | | Dayton Justice Court | New Filings (cases) | 28 | 3 | 2 | 5 | 0 | 24 | 20 | 3 | 0 | 4 | 0 | 1 | 4 |
| | | Reopened (cases) | 0 | 0 | 0 | 0 | 0 | 0 | 0 | 0 | 0 | 0 | 0 | 0 | 0 | |
| | | Charges | 44 | 4 | 4 | 11 | 0 | 40 | 41 | 10 | 0 | 5 | 0 | 2 | 4 | |
| | Grand Total Dispositions | 26 | 3 | 1 | 4 | 0 | 30 | 23 | 1 | 0 | 3 | 0 | 1 | 5 | | |
| | Total Non-Trial Dispositions | 26 | 3 | 1 | 4 | 0 | 30 | 23 | 1 | 0 | 3 | 0 | 1 | 5 | | |
| | Total Trial Dispositions | 0 | 0 | 0 | 0 | 0 | 0 | 0 | 0 | 0 | 0 | 0 | 0 | 0 | | |
| | Walker River Justice Court | New Filings (cases) | 41 | 1 | 3 | 4 | 1 | 41 | 29 | 4 | 1 | 4 | 1 | 2 | 1 | |
| | Reopened (cases) | 3 | 3 | 0 | 0 | 0 | 1 | 0 | 0 | 0 | 2 | 0 | 1 | 0 | | |
| | Charges | 68 | 2 | 3 | 5 | 1 | 94 | 36 | 12 | 1 | 4 | 1 | 6 | 1 | | |
| Grand Total Dispositions | 43 | 2 | 3 | 3 | 0 | 46 | 27 | 4 | 0 | 7 | 1 | 3 | 1 | | | |
| Total Non-Trial Dispositions | 43 | 2 | 3 | 3 | 0 | 46 | 27 | 4 | 0 | 7 | 1 | 3 | 1 | | | |
| Total Trial Dispositions | 0 | 0 | 0 | 0 | 0 | 0 | 0 | 0 | 0 | 0 | 0 | 0 | 0 | | | |
| 4th Judicial District | Elko County | Carlin Justice Court | New Filings (cases) | 0 | 0 | 0 | 0 | 0 | 0 | 0 | 0 | 0 | 0 | 0 | 0 | |
| | | Reopened (cases) | 0 | 0 | 0 | 0 | 0 | 0 | 0 | 0 | 0 | 0 | 0 | 0 | | |
| | | Charges | 0 | 0 | 0 | 0 | 0 | 0 | 0 | 0 | 0 | 0 | 0 | 0 | | |
| | | Grand Total Dispositions | 0 | 0 | 0 | 0 | 0 | 0 | 0 | 0 | 0 | 0 | 0 | 0 | | |
| | | Total Non-Trial Dispositions | 0 | 0 | 0 | 0 | 0 | 0 | 0 | 0 | 0 | 0 | 0 | 0 | | |
| | | Total Trial Dispositions | 0 | 0 | 0 | 0 | 0 | 0 | 0 | 0 | 0 | 0 | 0 | 0 | | |
| | | Eastline Justice Court | New Filings (cases) | 0 | 0 | 0 | 0 | 0 | 0 | 0 | 0 | 0 | 0 | 0 | 0 | |
| | | Reopened (cases) | 0 | 0 | 0 | 0 | 0 | 0 | 0 | 0 | 0 | 0 | 0 | 0 | | |
| | | Charges | 0 | 0 | 0 | 0 | 0 | 0 | 0 | 0 | 0 | 0 | 0 | 0 | | |
| | Grand Total Dispositions | 0 | 0 | 0 | 0 | 0 | 0 | 0 | 0 | 0 | 0 | 0 | 0 | | | |
| | Total Non-Trial Dispositions | 0 | 0 | 0 | 0 | 0 | 0 | 0 | 0 | 0 | 0 | 0 | 0 | | | |
| | Total Trial Dispositions | 0 | 0 | 0 | 0 | 0 | 0 | 0 | 0 | 0 | 0 | 0 | 0 | | | |
| | Elko Justice Court | New Filings (cases) | 134 | 2 | 1 | 5 | 0 | 144 | 232 | 14 | 1 | 8 | 6 | 1 | 16 | |
| | Reopened (cases) | 9 | 1 | 0 | 0 | 0 | 18 | 14 | 1 | 0 | 2 | 0 | 1 | 0 | | |
| | Charges | 235 | 5 | 1 | 7 | 1 | 335 | 439 | 61 | 4 | 8 | 7 | 5 | 62 | | |
| Grand Total Dispositions | 136 | 4 | 0 | 8 | 1 | 154 | 243 | 14 | 1 | 11 | 4 | 2 | 12 | | | |
| Total Non-Trial Dispositions | 136 | 4 | 0 | 8 | 1 | 154 | 243 | 14 | 1 | 11 | 4 | 2 | 12 | | | |
| Total Trial Dispositions | 0 | 0 | 0 | 0 | 0 | 0 | 0 | 0 | 0 | 0 | 0 | 0 | 0 | | | |
| Wells Justice Court | New Filings (cases) | 0 | 0 | 0 | 0 | 0 | 0 | 0 | 0 | 0 | 0 | 0 | 0 | | | |
| Reopened (cases) | 0 | 0 | 0 | 0 | 0 | 0 | 0 | 0 | 0 | 0 | 0 | 0 | | | | |
| Charges | 0 | 0 | 0 | 0 | 0 | 0 | 0 | 0 | 0 | 0 | 0 | 0 | | | | |
| Grand Total Dispositions | 0 | 0 | 0 | 0 | 0 | 0 | 0 | 0 | 0 | 0 | 0 | 0 | | | | |
| Total Non-Trial Dispositions | 0 | 0 | 0 | 0 | 0 | 0 | 0 | 0 | 0 | 0 | 0 | 0 | | | | |
| Total Trial Dispositions | 0 | 0 | 0 | 0 | 0 | 0 | 0 | 0 | 0 | 0 | 0 | 0 | | | | |

Source: Uniform System for Judicial Records, Nevada AOC, Research and Statistics Unit.

Table B5-2. Criminal Caseload Processed by Justice Courts in Nevada, Fiscal Year 2019.

| Justice Court, Criminal Caseload, Felony (3 of 6) | | | | Crimes Against Persons, Felony | Domestic Violence, Felony | Older/Vulnerable Persons Abuse, Felony | Child Abuse & Neglect, Felony | Protection Order Violation, Felony | Crimes Against Property, Felony | Drugs, Felony | Weapons, Felony | Public Order, Felony | Motor Vehicle - DUI, Felony | Motor Vehicle - Reckless, Felony | Motor Vehicle - Other, Felony | Other, Felony | |
|---|--------------------------|------------------------------|------------------------------|--------------------------------|---------------------------|--|-------------------------------|------------------------------------|---------------------------------|---------------|-----------------|----------------------|-----------------------------|----------------------------------|-------------------------------|---------------|---|
| 5th Judicial District | Esmeralda County | Esmeralda Justice Court | New Filings (cases) | 0 | 0 | 0 | 0 | 0 | 0 | 0 | 0 | 0 | 0 | 0 | 0 | 0 | |
| | | | Reopened (cases) | 0 | 0 | 0 | 0 | 0 | 0 | 0 | 0 | 0 | 0 | 0 | 0 | 0 | 0 |
| | | | Charges | 0 | 0 | 0 | 0 | 0 | 3 | 0 | 0 | 0 | 0 | 0 | 0 | 0 | 0 |
| | | | Grand Total Dispositions | 0 | 0 | 0 | 0 | 0 | 2 | 1 | 0 | 0 | 0 | 0 | 0 | 0 | 0 |
| | | | Total Non-Trial Dispositions | 0 | 0 | 0 | 0 | 0 | 2 | 1 | 0 | 0 | 0 | 0 | 0 | 0 | 0 |
| | Total Trial Dispositions | 0 | 0 | 0 | 0 | 0 | 0 | 0 | 0 | 0 | 0 | 0 | 0 | 0 | 0 | | |
| | Nye County | Beatty Justice Court | New Filings (cases) | 8 | 1 | 1 | 0 | 0 | 6 | 26 | 0 | 0 | 1 | 0 | 1 | 2 | |
| | | | Reopened (cases) | 0 | 0 | 0 | 0 | 0 | 0 | 0 | 0 | 0 | 0 | 0 | 0 | 0 | |
| | | | Charges | 10 | 1 | 1 | 0 | 0 | 20 | 40 | 3 | 0 | 2 | 2 | 1 | 3 | |
| | | | Grand Total Dispositions | 8 | 0 | 0 | 3 | 0 | 14 | 15 | 3 | 0 | 0 | 0 | 1 | 2 | |
| | | | Total Non-Trial Dispositions | 8 | 0 | 0 | 3 | 0 | 14 | 15 | 3 | 0 | 0 | 0 | 1 | 2 | |
| | Total Trial Dispositions | 0 | 0 | 0 | 0 | 0 | 0 | 0 | 0 | 0 | 0 | 0 | 0 | 0 | | | |
| | Nye County | Pahrump Justice Court | New Filings (cases) | 92 | 7 | 1 | 10 | 1 | 91 | 183 | 11 | 1 | 4 | 0 | 0 | 53 | |
| | | | Reopened (cases) | 13 | 0 | 0 | 2 | 0 | 15 | 23 | 1 | 0 | 0 | 0 | 0 | 1 | |
| | | | Charges | 135 | 9 | 2 | 15 | 1 | 176 | 291 | 23 | 2 | 5 | 0 | 0 | 100 | |
| Grand Total Dispositions | | | 105 | 5 | 1 | 16 | 2 | 115 | 220 | 10 | 1 | 5 | 0 | 1 | 52 | | |
| Total Non-Trial Dispositions | | | 105 | 5 | 1 | 16 | 2 | 114 | 220 | 10 | 1 | 5 | 0 | 1 | 52 | | |
| Total Trial Dispositions | 0 | 0 | 0 | 0 | 0 | 1 | 0 | 0 | 0 | 0 | 0 | 0 | 0 | | | | |
| Nye County | Tonopah Justice Court | New Filings (cases) | 16 | 3 | 3 | 4 | 1 | 18 | 16 | 1 | 0 | 0 | 0 | 2 | 3 | | |
| | | Reopened (cases) | 0 | 0 | 0 | 0 | 0 | 0 | 1 | 0 | 0 | 0 | 0 | 0 | 0 | | |
| | | Charges | 26 | 3 | 4 | 8 | 1 | 36 | 21 | 3 | 0 | 0 | 0 | 2 | 18 | | |
| | | Grand Total Dispositions | 20 | 1 | 0 | 2 | 1 | 22 | 14 | 0 | 0 | 2 | 0 | 1 | 2 | | |
| | | Total Non-Trial Dispositions | 20 | 1 | 0 | 2 | 1 | 22 | 14 | 0 | 0 | 2 | 0 | 1 | 2 | | |
| Total Trial Dispositions | 0 | 0 | 0 | 0 | 0 | 0 | 0 | 0 | 0 | 0 | 0 | 0 | 0 | | | | |
| 6th Judicial District | Humboldt County | Union Justice Court | New Filings (cases) | 15 | 1 | 0 | 0 | 1 | 21 | 56 | 3 | 0 | 2 | 0 | 1 | 2 | |
| | | | Reopened (cases) | 0 | 0 | 0 | 0 | 0 | 0 | 0 | 0 | 0 | 0 | 0 | 0 | | |
| | | | Charges | 26 | 1 | 0 | 0 | 1 | 38 | 84 | 7 | 0 | 2 | 0 | 1 | 2 | |
| | | | Grand Total Dispositions | 19 | 1 | 0 | 0 | 0 | 21 | 58 | 4 | 0 | 9 | 0 | 1 | 1 | |
| | | | Total Non-Trial Dispositions | 19 | 1 | 0 | 0 | 0 | 21 | 58 | 4 | 0 | 9 | 0 | 1 | 1 | |
| Total Trial Dispositions | 0 | 0 | 0 | 0 | 0 | 0 | 0 | 0 | 0 | 0 | 0 | 0 | 0 | | | | |
| 7th Judicial District | Eureka County | Eureka Justice Court | New Filings (cases) | 5 | 1 | 0 | 0 | 0 | 7 | 0 | 0 | 1 | 0 | 0 | 0 | | |
| | | | Reopened (cases) | 0 | 0 | 0 | 0 | 0 | 0 | 0 | 0 | 0 | 0 | 0 | 0 | | |
| | | | Charges | 10 | 1 | 0 | 0 | 0 | 30 | 14 | 0 | 0 | 1 | 0 | 0 | | |
| | | | Grand Total Dispositions | 4 | 2 | 0 | 0 | 0 | 6 | 6 | 2 | 0 | 1 | 0 | 0 | | |
| | | | Total Non-Trial Dispositions | 4 | 2 | 0 | 0 | 0 | 6 | 6 | 2 | 0 | 1 | 0 | 0 | | |
| Total Trial Dispositions | 0 | 0 | 0 | 0 | 0 | 0 | 0 | 0 | 0 | 0 | 0 | 0 | | | | | |

Source: Uniform System for Judicial Records, Nevada AOC, Research and Statistics Unit.

Table B5-2. Criminal Caseload Processed by Justice Courts in Nevada, Fiscal Year 2019.

| Justice Court, Criminal Caseload, Felony (4 of 6) | | | Crimes Against Persons, Felony | Domestic Violence, Felony | Older/Vulnerable Persons Abuse, Felony | Child Abuse & Neglect, Felony | Protection Order Violation, Felony | Crimes Against Property, Felony | Drugs, Felony | Weapons, Felony | Public Order, Felony | Motor Vehicle - DUI, Felony | Motor Vehicle - Reckless, Felony | Motor Vehicle - Other, Felony | Other, Felony | |
|---|----------------------------------|------------------------------|--------------------------------|---------------------------|--|-------------------------------|------------------------------------|---------------------------------|---------------|-----------------|----------------------|-----------------------------|----------------------------------|-------------------------------|---------------|---|
| 7th Judicial District Cont. | Lincoln County | Meadow Valley Justice Court | New Filings (cases) | 7 | 1 | 0 | 1 | 0 | 8 | 4 | 1 | 0 | 0 | 0 | 2 | |
| | | Reopened (cases) | 1 | 0 | 0 | 0 | 0 | 0 | 0 | 0 | 0 | 0 | 0 | 0 | 0 | |
| | | Charges | 11 | 1 | 0 | 2 | 0 | 11 | 5 | 1 | 0 | 0 | 0 | 0 | 2 | |
| | | Grand Total Dispositions | 8 | 1 | 0 | 1 | 0 | 10 | 11 | 1 | 0 | 0 | 0 | 0 | 1 | |
| | | Total Non-Trial Dispositions | 8 | 1 | 0 | 1 | 0 | 10 | 11 | 1 | 0 | 0 | 0 | 0 | 1 | |
| | | Total Trial Dispositions | 0 | 0 | 0 | 0 | 0 | 0 | 0 | 0 | 0 | 0 | 0 | 0 | 0 | |
| | Pahrnanagat Valley Justice Court | New Filings (cases) | 0 | 1 | 0 | 0 | 0 | 7 | 10 | 1 | 0 | 0 | 0 | 0 | 0 | |
| | Reopened (cases) | 0 | 0 | 0 | 0 | 0 | 0 | 0 | 0 | 0 | 0 | 0 | 0 | 0 | | |
| | Charges | 0 | 1 | 0 | 0 | 0 | 12 | 15 | 1 | 0 | 0 | 0 | 0 | 0 | | |
| | Grand Total Dispositions | 0 | 1 | 0 | 0 | 0 | 8 | 10 | 1 | 0 | 0 | 0 | 0 | 0 | | |
| | Total Non-Trial Dispositions | 0 | 1 | 0 | 0 | 0 | 8 | 10 | 1 | 0 | 0 | 0 | 0 | 0 | | |
| | Total Trial Dispositions | 0 | 0 | 0 | 0 | 0 | 0 | 0 | 0 | 0 | 0 | 0 | 0 | 0 | | |
| White Pine County | Ely Justice Court | New Filings (cases) | 21 | 4 | 0 | 4 | 0 | 41 | 65 | 10 | 0 | 2 | 0 | 0 | 11 | |
| | | Reopened (cases) | 2 | 2 | 1 | 0 | 0 | 0 | 2 | 0 | 0 | 0 | 0 | 0 | 0 | |
| | | Charges | 30 | 7 | 1 | 4 | 0 | 123 | 142 | 20 | 0 | 2 | 0 | 0 | 13 | |
| | | Grand Total Dispositions | 23 | 3 | 1 | 4 | 0 | 32 | 56 | 7 | 0 | 3 | 2 | 1 | 8 | |
| | | Total Non-Trial Dispositions | 23 | 3 | 1 | 4 | 0 | 32 | 56 | 7 | 0 | 3 | 2 | 1 | 8 | |
| | | Total Trial Dispositions | 0 | 0 | 0 | 0 | 0 | 0 | 0 | 0 | 0 | 0 | 0 | 0 | 0 | |
| 8th Judicial District | Clark County | Boulder Justice Court | New Filings (cases) | 15 | 5 | 2 | 5 | 1 | 21 | 12 | 7 | 0 | 2 | 1 | 1 | 0 |
| | | Reopened (cases) | 1 | 1 | 0 | 0 | 1 | 2 | 0 | 0 | 0 | 0 | 0 | 0 | 0 | |
| | | Charges | 21 | 6 | 4 | 8 | 1 | 41 | 18 | 9 | 0 | 2 | 1 | 1 | 0 | |
| | | Grand Total Dispositions | 16 | 7 | 0 | 2 | 1 | 22 | 9 | 7 | 0 | 1 | 0 | 1 | 0 | |
| | | Total Non-Trial Dispositions | 16 | 7 | 0 | 2 | 1 | 22 | 9 | 7 | 0 | 1 | 0 | 1 | 0 | |
| | | Total Trial Dispositions | 0 | 0 | 0 | 0 | 0 | 0 | 0 | 0 | 0 | 0 | 0 | 0 | 0 | |
| | Bunkerville Justice Court | New Filings (cases) | 1 | 0 | 0 | 0 | 0 | 1 | 2 | 0 | 0 | 0 | 0 | 0 | 0 | |
| | Reopened (cases) | 0 | 0 | 0 | 0 | 0 | 0 | 1 | 0 | 0 | 0 | 0 | 0 | 0 | | |
| | Charges | 1 | 0 | 0 | 0 | 0 | 1 | 2 | 0 | 0 | 0 | 0 | 0 | 0 | | |
| | Grand Total Dispositions | 0 | 0 | 0 | 0 | 0 | 0 | 2 | 0 | 0 | 0 | 0 | 0 | 0 | | |
| | Total Non-Trial Dispositions | 0 | 0 | 0 | 0 | 0 | 0 | 2 | 0 | 0 | 0 | 0 | 0 | 0 | | |
| | Total Trial Dispositions | 0 | 0 | 0 | 0 | 0 | 0 | 0 | 0 | 0 | 0 | 0 | 0 | 0 | | |
| Goodsprings Justice Court | New Filings (cases) | 2 | 0 | 0 | 0 | 1 | 25 | 19 | 11 | 0 | 3 | 1 | 0 | 0 | | |
| Reopened (cases) | 0 | 0 | 0 | 0 | 0 | 0 | 0 | 0 | 0 | 0 | 0 | 0 | 0 | | | |
| Charges | 4 | 1 | 0 | 0 | 1 | 33 | 41 | 41 | 0 | 3 | 1 | 1 | 0 | | | |
| Grand Total Dispositions | 2 | 1 | 0 | 0 | 0 | 17 | 20 | 9 | 0 | 2 | 0 | 0 | 0 | | | |
| Total Non-Trial Dispositions | 2 | 1 | 0 | 0 | 0 | 17 | 20 | 9 | 0 | 2 | 0 | 0 | 0 | | | |
| Total Trial Dispositions | 0 | 0 | 0 | 0 | 0 | 0 | 0 | 0 | 0 | 0 | 0 | 0 | 0 | | | |
| Henderson Justice Court | New Filings (cases) | 328 | 131 | 12 | 70 | 6 | 716 | 718 | 47 | 0 | 25 | 0 | 9 | 12 | | |
| Reopened (cases) | 12 | 3 | 1 | 2 | 1 | 4 | 4 | 0 | 0 | 0 | 0 | 0 | 1 | 0 | | |
| Charges | 595 | 185 | 45 | 117 | 8 | 1,696 | 935 | 156 | 1 | 28 | 0 | 24 | 16 | | | |
| Grand Total Dispositions | 331 | 121 | 10 | 56 | 7 | 690 | 699 | 39 | 0 | 19 | 0 | 11 | 9 | | | |
| Total Non-Trial Dispositions | 331 | 121 | 10 | 56 | 7 | 690 | 699 | 39 | 0 | 19 | 0 | 11 | 9 | | | |
| Total Trial Dispositions | 0 | 0 | 0 | 0 | 0 | 0 | 0 | 0 | 0 | 0 | 0 | 0 | 0 | | | |

Source: Uniform System for Judicial Records, Nevada AOC, Research and Statistics Unit.

Table B5-2. Criminal Caseload Processed by Justice Courts in Nevada, Fiscal Year 2019.

| Justice Court, Criminal Caseload, Felony (5 of 6) | | | Crimes Against Persons, Felony | Domestic Violence, Felony | Older/Vulnerable Persons Abuse, Felony | Child Abuse & Neglect, Felony | Protection Order Violation, Felony | Crimes Against Property, Felony | Drugs, Felony | Weapons, Felony | Public Order, Felony | Motor Vehicle - DUI, Felony | Motor Vehicle - Reckless, Felony | Motor Vehicle - Other, Felony | Other, Felony |
|---|------------------------------|------------------------------|--------------------------------|---------------------------|--|-------------------------------|------------------------------------|---------------------------------|---------------|-----------------|----------------------|-----------------------------|----------------------------------|-------------------------------|---------------|
| 8th Judicial District Cont. Clark County Cont. | Las Vegas Justice Court | New Filings (cases) | 4,100 | 1,054 | 63 | 386 | 21 | 5,442 | 6,522 | 750 | 183 | 236 | 8 | 56 | 269 |
| | | Reopened (cases) | 197 | 165 | 2 | 20 | 2 | 409 | 1,544 | 56 | 9 | 3 | 0 | 0 | 23 |
| | | Charges | 8,542 | 1,517 | 118 | 876 | 35 | 13,904 | 9,279 | 2,516 | 310 | 290 | 39 | 157 | 432 |
| | | Grand Total Dispositions | 4,053 | 1,221 | 30 | 384 | 22 | 5,682 | 7,709 | 749 | 162 | 239 | 4 | 54 | 253 |
| | | Total Non-Trial Dispositions | 4,053 | 1,221 | 30 | 384 | 22 | 5,682 | 7,709 | 749 | 162 | 239 | 4 | 54 | 253 |
| | Total Trial Dispositions | 0 | 0 | 0 | 0 | 0 | 0 | 0 | 0 | 0 | 0 | 0 | 0 | 0 | 0 |
| | Laughlin Justice Court | New Filings (cases) | 32 | 4 | 1 | 4 | 0 | 63 | 77 | 12 | 0 | 2 | 0 | 1 | 1 |
| | | Reopened (cases) | 0 | 0 | 0 | 0 | 0 | 0 | 0 | 0 | 0 | 0 | 0 | 0 | 0 |
| | | Charges | 50 | 8 | 1 | 5 | 0 | 107 | 127 | 40 | 0 | 5 | 0 | 3 | 1 |
| | | Grand Total Dispositions | 30 | 4 | 0 | 7 | 0 | 124 | 90 | 10 | 0 | 0 | 0 | 0 | 3 |
| | | Total Non-Trial Dispositions | 30 | 4 | 0 | 7 | 0 | 124 | 90 | 10 | 0 | 0 | 0 | 0 | 3 |
| | Total Trial Dispositions | 0 | 0 | 0 | 0 | 0 | 0 | 0 | 0 | 0 | 0 | 0 | 0 | 0 | |
| | Mesquite Justice Court | New Filings (cases) | 12 | 5 | 0 | 3 | 0 | 38 | 110 | 3 | 0 | 1 | 0 | 0 | 1 |
| | | Reopened (cases) | 0 | 0 | 0 | 0 | 0 | 0 | 0 | 0 | 0 | 0 | 0 | 0 | 0 |
| | | Charges | 25 | 8 | 0 | 5 | 0 | 88 | 190 | 11 | 0 | 2 | 0 | 0 | 1 |
| | | Grand Total Dispositions | 14 | 6 | 0 | 3 | 0 | 54 | 116 | 2 | 0 | 2 | 0 | 0 | 1 |
| | | Total Non-Trial Dispositions | 14 | 6 | 0 | 3 | 0 | 54 | 116 | 2 | 0 | 2 | 0 | 0 | 1 |
| | Total Trial Dispositions | 0 | 0 | 0 | 0 | 0 | 0 | 0 | 0 | 0 | 0 | 0 | 0 | 0 | |
| | Moapa Justice Court | New Filings (cases) | 6 | 0 | 2 | 0 | 0 | 8 | 6 | 0 | 0 | 0 | 0 | 1 | 0 |
| | | Reopened (cases) | 0 | 0 | 0 | 0 | 0 | 1 | 0 | 0 | 0 | 0 | 0 | 0 | 0 |
| Charges | | 13 | 0 | 2 | 0 | 0 | 13 | 17 | 2 | 0 | 0 | 0 | 1 | 0 | |
| Grand Total Dispositions | | 5 | 0 | 0 | 0 | 0 | 8 | 5 | 1 | 0 | 0 | 1 | 0 | 0 | |
| Total Non-Trial Dispositions | | 5 | 0 | 0 | 0 | 0 | 8 | 5 | 1 | 0 | 0 | 1 | 0 | 0 | |
| Total Trial Dispositions | 0 | 0 | 0 | 0 | 0 | 0 | 0 | 0 | 0 | 0 | 0 | 0 | 0 | | |
| Moapa Valley Justice Court | New Filings (cases) | 7 | 2 | 0 | 2 | 0 | 9 | 5 | 0 | 1 | 0 | 0 | 0 | 0 | |
| | Reopened (cases) | 0 | 0 | 0 | 0 | 0 | 0 | 0 | 0 | 0 | 0 | 0 | 0 | 0 | |
| | Charges | 12 | 2 | 0 | 2 | 0 | 17 | 6 | 1 | 2 | 0 | 0 | 0 | 0 | |
| | Grand Total Dispositions | 3 | 2 | 0 | 2 | 0 | 12 | 10 | 0 | 1 | 0 | 0 | 0 | 1 | |
| | Total Non-Trial Dispositions | 3 | 2 | 0 | 2 | 0 | 12 | 10 | 0 | 1 | 0 | 0 | 0 | 1 | |
| Total Trial Dispositions | 0 | 0 | 0 | 0 | 0 | 0 | 0 | 0 | 0 | 0 | 0 | 0 | 0 | | |
| North Las Vegas Justice Court | New Filings (cases) | 564 | 150 | 6 | 63 | 1 | 547 | 1,316 | 91 | 7 | 18 | 0 | 15 | 10 | |
| | Reopened (cases) | 7 | 1 | 0 | 1 | 0 | 8 | 19 | 1 | 0 | 1 | 0 | 0 | 0 | |
| | Charges | 1,141 | 267 | 12 | 118 | 1 | 1,206 | 1,680 | 254 | 20 | 21 | 3 | 26 | 29 | |
| | Grand Total Dispositions | 522 | 138 | 2 | 54 | 1 | 549 | 1,220 | 98 | 1 | 19 | 1 | 17 | 11 | |
| | Total Non-Trial Dispositions | 522 | 138 | 2 | 54 | 1 | 549 | 1,220 | 98 | 1 | 19 | 1 | 17 | 11 | |
| Total Trial Dispositions | 0 | 0 | 0 | 0 | 0 | 0 | 0 | 0 | 0 | 0 | 0 | 0 | 0 | | |
| Searchlight Justice Court | New Filings (cases) | 3 | 1 | 0 | 2 | 0 | 8 | 3 | 2 | 0 | 0 | 0 | 1 | 0 | |
| | Reopened (cases) | 0 | 0 | 0 | 0 | 0 | 0 | 0 | 0 | 0 | 0 | 0 | 0 | 0 | |
| | Charges | 5 | 2 | 0 | 2 | 0 | 9 | 3 | 3 | 0 | 0 | 0 | 2 | 0 | |
| | Grand Total Dispositions | 1 | 1 | 0 | 1 | 0 | 5 | 4 | 3 | 0 | 0 | 0 | 1 | 0 | |
| | Total Non-Trial Dispositions | 1 | 1 | 0 | 1 | 0 | 5 | 4 | 3 | 0 | 0 | 0 | 1 | 0 | |
| Total Trial Dispositions | 0 | 0 | 0 | 0 | 0 | 0 | 0 | 0 | 0 | 0 | 0 | 0 | 0 | | |

Source: Uniform System for Judicial Records, Nevada AOC, Research and Statistics Unit.

Table B5-2. Criminal Caseload Processed by Justice Courts in Nevada, Fiscal Year 2019.

| Justice Court, Criminal Caseload, Felony (6 of 6) | | | Crimes Against Persons, Felony | Domestic Violence, Felony | Older/Vulnerable Persons Abuse, Felony | Child Abuse & Neglect, Felony | Protection Order Violation, Felony | Crimes Against Property, Felony | Drugs, Felony | Weapons, Felony | Public Order, Felony | Motor Vehicle - DUI, Felony | Motor Vehicle - Reckless, Felony | Motor Vehicle - Other, Felony | Other, Felony | |
|---|------------------------------|------------------------------|--------------------------------|---------------------------|--|-------------------------------|------------------------------------|---------------------------------|---------------|-----------------|----------------------|-----------------------------|----------------------------------|-------------------------------|---------------|---|
| 9th Judicial District | Douglas County | East Fork Justice Court | New Filings (cases) | 38 | 4 | 1 | 2 | 0 | 59 | 108 | 6 | 0 | 14 | 0 | 0 | 7 |
| | | Reopened (cases) | 4 | 2 | 0 | 0 | 0 | 3 | 6 | 0 | 0 | 3 | 0 | 1 | 0 | 0 |
| | | Charges | 59 | 5 | 1 | 4 | 0 | 89 | 186 | 14 | 0 | 15 | 0 | 3 | 7 | 0 |
| | | Grand Total Dispositions | 44 | 5 | 1 | 1 | 1 | 60 | 119 | 6 | 0 | 19 | 0 | 0 | 5 | 0 |
| | | Total Non-Trial Dispositions | 44 | 5 | 1 | 1 | 1 | 60 | 119 | 6 | 0 | 19 | 0 | 0 | 5 | 0 |
| | | Total Trial Dispositions | 0 | 0 | 0 | 0 | 0 | 0 | 0 | 0 | 0 | 0 | 0 | 0 | 0 | 0 |
| | Tahoe Justice Court | New Filings (cases) | 16 | 3 | 0 | 0 | 0 | 31 | 80 | 0 | 3 | 5 | 0 | 1 | 0 | 0 |
| | | Reopened (cases) | 1 | 2 | 0 | 0 | 0 | 2 | 2 | 0 | 0 | 0 | 0 | 0 | 0 | 0 |
| | | Charges | 19 | 3 | 0 | 1 | 0 | 40 | 110 | 0 | 11 | 6 | 1 | 3 | 0 | 0 |
| | | Grand Total Dispositions | 13 | 2 | 0 | 0 | 0 | 23 | 76 | 0 | 1 | 5 | 0 | 0 | 0 | 0 |
| Total Non-Trial Dispositions | 13 | 2 | 0 | 0 | 0 | 23 | 76 | 0 | 1 | 5 | 0 | 0 | 0 | 0 | 0 | |
| Total Trial Dispositions | 0 | 0 | 0 | 0 | 0 | 0 | 0 | 0 | 0 | 0 | 0 | 0 | 0 | 0 | 0 | |
| 10th Judicial District | Churchill County | New River Justice Court | New Filings (cases) | 39 | 12 | 0 | 8 | 0 | 85 | 79 | 3 | 0 | 11 | 0 | 4 | 7 |
| | | Reopened (cases) | 0 | 0 | 0 | 0 | 0 | 1 | 0 | 0 | 0 | 0 | 0 | 0 | 0 | 0 |
| | | Charges | 79 | 14 | 0 | 9 | 0 | 189 | 109 | 5 | 0 | 11 | 0 | 4 | 10 | 0 |
| | | Grand Total Dispositions | 44 | 12 | 3 | 6 | 0 | 95 | 91 | 5 | 0 | 10 | 0 | 8 | 7 | 0 |
| | | Total Non-Trial Dispositions | 44 | 12 | 3 | 6 | 0 | 95 | 91 | 5 | 0 | 10 | 0 | 8 | 7 | 0 |
| Total Trial Dispositions | 0 | 0 | 0 | 0 | 0 | 0 | 0 | 0 | 0 | 0 | 0 | 0 | 0 | 0 | 0 | |
| 11th Judicial District | Lander County | Argenta Justice Court | New Filings (cases) | 3 | 2 | 0 | 0 | 0 | 5 | 21 | 2 | 0 | 0 | 0 | 0 | 2 |
| | | Reopened (cases) | 0 | 0 | 0 | 0 | 0 | 0 | 0 | 0 | 0 | 0 | 0 | 0 | 0 | 0 |
| | | Charges | 4 | 2 | 0 | 0 | 0 | 6 | 21 | 6 | 0 | 0 | 0 | 0 | 0 | 2 |
| | | Grand Total Dispositions | 4 | 3 | 0 | 0 | 0 | 9 | 25 | 2 | 0 | 1 | 0 | 0 | 1 | 0 |
| | | Total Non-Trial Dispositions | 4 | 3 | 0 | 0 | 0 | 9 | 25 | 2 | 0 | 1 | 0 | 0 | 1 | 0 |
| | | Total Trial Dispositions | 0 | 0 | 0 | 0 | 0 | 0 | 0 | 0 | 0 | 0 | 0 | 0 | 0 | 0 |
| | Austin Justice Court | New Filings (cases) | 1 | 0 | 0 | 0 | 0 | 0 | 0 | 1 | 0 | 0 | 0 | 0 | 0 | 0 |
| | | Reopened (cases) | 0 | 0 | 0 | 0 | 0 | 0 | 0 | 0 | 0 | 0 | 0 | 0 | 0 | 0 |
| | | Charges | 2 | 0 | 0 | 0 | 0 | 0 | 0 | 1 | 0 | 0 | 0 | 0 | 0 | 0 |
| | Grand Total Dispositions | 0 | 0 | 0 | 0 | 0 | 0 | 0 | 0 | 0 | 0 | 0 | 0 | 0 | 0 | |
| | Total Non-Trial Dispositions | 0 | 0 | 0 | 0 | 0 | 0 | 0 | 0 | 0 | 0 | 0 | 0 | 0 | 0 | |
| | Total Trial Dispositions | 0 | 0 | 0 | 0 | 0 | 0 | 0 | 0 | 0 | 0 | 0 | 0 | 0 | 0 | |
| | Mineral County | Hawthorne Justice Court | New Filings (cases) | 11 | 1 | 0 | 4 | 0 | 23 | 92 | 0 | 0 | 3 | 1 | 1 | 4 |
| | | Reopened (cases) | 0 | 0 | 0 | 0 | 0 | 0 | 1 | 0 | 0 | 0 | 0 | 0 | 0 | |
| | | Charges | 11 | 1 | 0 | 4 | 0 | 31 | 157 | 1 | 0 | 3 | 1 | 1 | 4 | |
| Grand Total Dispositions ¹ | | 5 | 1 | 1 | 3 | 0 | 18 | 64 | 0 | 0 | 1 | 2 | 3 | 0 | | |
| Total Non-Trial Dispositions | 5 | 1 | 1 | 3 | 0 | 18 | 64 | 0 | 0 | 1 | 2 | 3 | 0 | | | |
| Total Trial Dispositions | 0 | 0 | 0 | 0 | 0 | 0 | 0 | 0 | 0 | 0 | 0 | 0 | 0 | | | |
| Pershing County | Lake Justice Court | New Filings (cases) | 11 | 2 | 1 | 2 | 0 | 17 | 51 | 1 | 0 | 2 | 0 | 0 | 2 | |
| | Reopened (cases) | 0 | 0 | 0 | 0 | 0 | 0 | 1 | 0 | 0 | 0 | 0 | 0 | 0 | | |
| | Charges | 19 | 2 | 2 | 5 | 0 | 27 | 112 | 6 | 0 | 2 | 0 | 0 | 4 | | |
| | Grand Total Dispositions | 11 | 1 | 1 | 2 | 0 | 18 | 45 | 1 | 0 | 3 | 0 | 0 | 1 | | |
| Total Non-Trial Dispositions | 11 | 1 | 1 | 2 | 0 | 18 | 45 | 1 | 0 | 3 | 0 | 0 | 1 | | | |
| Total Trial Dispositions | 0 | 0 | 0 | 0 | 0 | 0 | 0 | 0 | 0 | 0 | 0 | 0 | 0 | | | |

¹ Incomplete.

Source: Uniform System for Judicial Records, Nevada AOC, Research and Statistics Unit.

Table B5-2. Criminal Caseload Processed by Justice Courts in Nevada, Fiscal Year 2019.

| Justice Court, Criminal Caseload, Gross Misdemeanor (1 of 6) | | | Crimes Against Persons, Gross Misdemeanor | Domestic Violence, Gross Misdemeanor | Elder/Vulnerable Persons Abuse, Gross Misdemeanor | Child Abuse & Neglect, Gross Misdemeanor | Protection Order Violation, Gross Misdemeanor | Crimes Against Property, Gross Misdemeanor | Drugs, Gross Misdemeanor | Weapons, Gross Misdemeanor | Public Order, Gross Misdemeanor | Motor Vehicle - Other, Gross Misdemeanor | Other, Gross Misdemeanor |
|---|-----------------------------------|------------------------------|--|---|--|---|--|---|-----------------------------|-------------------------------|------------------------------------|---|-----------------------------|
| Totals^a | Nevada Justice Courts | New Filings (cases) | 1,257 | 1 | 20 | 124 | 62 | 1,290 | 75 | 256 | 29 | 10 | 374 |
| | | Reopened (cases) | 112 | 0 | 3 | 12 | 10 | 245 | 6 | 34 | 1 | 1 | 27 |
| | | Charges | 2,224 | 1 | 45 | 229 | 74 | 3,019 | 263 | 652 | 46 | 12 | 917 |
| | | Grand Total Dispositions | 1,216 | 1 | 21 | 118 | 65 | 1,459 | 73 | 280 | 21 | 5 | 254 |
| | | Total Non-Trial Dispositions | 1,216 | 1 | 21 | 118 | 65 | 1,459 | 73 | 280 | 21 | 5 | 254 |
| Total Trial Dispositions | 0 | 0 | 0 | 0 | 0 | 0 | 0 | 0 | 0 | 0 | 0 | 0 | |
| 1st Judicial District | Carson City Justice Court | New Filings (cases) | 30 | 0 | 1 | 19 | 4 | 17 | 16 | 18 | 2 | 1 | 7 |
| | | Reopened (cases) | 1 | 0 | 0 | 0 | 0 | 1 | 1 | 0 | 0 | 0 | 0 |
| | | Charges | 46 | 0 | 1 | 33 | 6 | 37 | 58 | 29 | 4 | 1 | 30 |
| | | Grand Total Dispositions | 12 | 0 | 1 | 7 | 3 | 10 | 8 | 8 | 1 | 0 | 4 |
| | | Total Non-Trial Dispositions | 12 | 0 | 1 | 7 | 3 | 10 | 8 | 8 | 1 | 0 | 4 |
| | Total Trial Dispositions | 0 | 0 | 0 | 0 | 0 | 0 | 0 | 0 | 0 | 0 | 0 | |
| | Storey County Justice Court | New Filings (cases) | 1 | 0 | 0 | 0 | 0 | 4 | 0 | 1 | 0 | 0 | 0 |
| | | Reopened (cases) | 0 | 0 | 0 | 0 | 0 | 0 | 0 | 0 | 0 | 0 | 0 |
| | | Charges | 2 | 0 | 0 | 0 | 0 | 5 | 0 | 2 | 0 | 0 | 0 |
| | | Grand Total Dispositions | 1 | 0 | 0 | 0 | 1 | 2 | 0 | 0 | 0 | 0 | 1 |
| Total Non-Trial Dispositions | | 1 | 0 | 0 | 0 | 1 | 2 | 0 | 0 | 0 | 0 | 1 | |
| Total Trial Dispositions | 0 | 0 | 0 | 0 | 0 | 0 | 0 | 0 | 0 | 0 | 0 | | |
| 2nd Judicial District | Incline Village Justice Court | New Filings (cases) | 1 | 0 | 0 | 0 | 0 | 3 | 0 | 1 | 0 | 0 | 0 |
| | | Reopened (cases) | 0 | 0 | 0 | 0 | 0 | 0 | 0 | 0 | 0 | 0 | 0 |
| | | Charges | 3 | 0 | 0 | 0 | 0 | 3 | 0 | 1 | 0 | 0 | 0 |
| | | Grand Total Dispositions | 1 | 0 | 0 | 0 | 0 | 1 | 0 | 1 | 0 | 0 | 1 |
| | | Total Non-Trial Dispositions | 1 | 0 | 0 | 0 | 0 | 1 | 0 | 1 | 0 | 0 | 1 |
| | Total Trial Dispositions | 0 | 0 | 0 | 0 | 0 | 0 | 0 | 0 | 0 | 0 | 0 | |
| | Reno Justice Court | New Filings (cases) | 127 | 0 | 3 | 18 | 2 | 59 | 2 | 2 | 4 | 4 | 17 |
| | | Reopened (cases) | 25 | 0 | 0 | 10 | 1 | 16 | 0 | 2 | 1 | 0 | 6 |
| | | Charges | 211 | 0 | 3 | 24 | 4 | 165 | 11 | 29 | 7 | 4 | 31 |
| | | Grand Total Dispositions | 136 | 0 | 2 | 31 | 3 | 66 | 5 | 8 | 3 | 0 | 26 |
| | | Total Non-Trial Dispositions | 136 | 0 | 2 | 31 | 3 | 66 | 5 | 8 | 3 | 0 | 26 |
| | Total Trial Dispositions | 0 | 0 | 0 | 0 | 0 | 0 | 0 | 0 | 0 | 0 | 0 | |
| | Sparks Justice Court | New Filings (cases) | 29 | 0 | 1 | 10 | 3 | 51 | 0 | 4 | 0 | 0 | 8 |
| | | Reopened (cases) | 7 | 0 | 0 | 2 | 4 | 12 | 0 | 2 | 0 | 0 | 1 |
| | | Charges | 67 | 0 | 3 | 13 | 3 | 102 | 1 | 13 | 0 | 0 | 11 |
| Grand Total Dispositions | | 41 | 0 | 1 | 9 | 7 | 54 | 0 | 5 | 0 | 0 | 7 | |
| Total Non-Trial Dispositions | | 41 | 0 | 1 | 9 | 7 | 54 | 0 | 5 | 0 | 0 | 7 | |
| Total Trial Dispositions | 0 | 0 | 0 | 0 | 0 | 0 | 0 | 0 | 0 | 0 | 0 | | |
| Wadsworth Justice Court | New Filings (cases) | 0 | 0 | 0 | 0 | 0 | 0 | 0 | 0 | 0 | 0 | 0 | |
| | Reopened (cases) | 0 | 0 | 0 | 0 | 0 | 0 | 0 | 0 | 0 | 0 | 0 | |
| | Charges | 0 | 0 | 0 | 0 | 0 | 0 | 0 | 0 | 0 | 0 | 0 | |
| | Grand Total Dispositions | 0 | 0 | 0 | 0 | 0 | 0 | 0 | 0 | 0 | 0 | 0 | |
| | Total Non-Trial Dispositions | 0 | 0 | 0 | 0 | 0 | 0 | 0 | 0 | 0 | 0 | 0 | |
| Total Trial Dispositions | 0 | 0 | 0 | 0 | 0 | 0 | 0 | 0 | 0 | 0 | 0 | | |

^a Totals reflect aggregate information from the Nevada Justice Courts. Information contained herein may reflect non-standard reporting and is noted by subsequent footnotes. Case types determined by the USJR charge hierarchy defined in the Nevada Courts Statistical Reporting Dictionary.

Source: Uniform System for Judicial Records, Nevada AOC, Research and Statistics Unit.

Table B5-2. Criminal Caseload Processed by Justice Courts in Nevada, Fiscal Year 2019.

| Justice Court, Criminal Caseload, Gross Misdemeanor (2 of 6) | | | Crimes Against Persons, Gross Misdemeanor | Domestic Violence, Gross Misdemeanor | Elder/Vulnerable Persons Abuse, Gross Misdemeanor | Child Abuse & Neglect, Gross Misdemeanor | Protection Order Violation, Gross Misdemeanor | Crimes Against Property, Gross Misdemeanor | Drugs, Gross Misdemeanor | Weapons, Gross Misdemeanor | Public Order, Gross Misdemeanor | Motor Vehicle - Other, Gross Misdemeanor | Other, Gross Misdemeanor | | |
|---|------------------------------|------------------------------|--|---|--|---|--|---|-----------------------------|-------------------------------|------------------------------------|---|-----------------------------|---|---|
| 3rd Judicial District | Lyon County | Canal Justice Court | New Filings (cases) | 7 | 0 | 0 | 7 | 2 | 4 | 1 | 4 | 0 | 0 | 1 | |
| | | Reopened (cases) | 0 | 0 | 0 | 0 | 0 | 0 | 0 | 1 | 0 | 0 | 0 | 0 | |
| | | Charges | 16 | 0 | 0 | 10 | 2 | 8 | 7 | 9 | 0 | 0 | 0 | 6 | |
| | | Grand Total Dispositions | 5 | 0 | 0 | 6 | 2 | 6 | 2 | 5 | 0 | 0 | 0 | 4 | |
| | | Total Non-Trial Dispositions | 5 | 0 | 0 | 6 | 2 | 6 | 2 | 5 | 0 | 0 | 0 | 4 | |
| | | Total Trial Dispositions | 0 | 0 | 0 | 0 | 0 | 0 | 0 | 0 | 0 | 0 | 0 | 0 | |
| | | Dayton Justice Court | New Filings (cases) | 6 | 0 | 0 | 4 | 2 | 5 | 2 | 2 | 0 | 0 | 0 | 2 |
| | | Reopened (cases) | 0 | 0 | 0 | 0 | 0 | 0 | 0 | 0 | 0 | 0 | 0 | 0 | 0 |
| | | Charges | 10 | 0 | 0 | 5 | 2 | 11 | 2 | 5 | 0 | 0 | 0 | 3 | |
| | Grand Total Dispositions | 5 | 0 | 0 | 3 | 0 | 3 | 1 | 3 | 0 | 0 | 0 | 2 | | |
| | Total Non-Trial Dispositions | 5 | 0 | 0 | 3 | 0 | 3 | 1 | 3 | 0 | 0 | 0 | 2 | | |
| | Total Trial Dispositions | 0 | 0 | 0 | 0 | 0 | 0 | 0 | 0 | 0 | 0 | 0 | 0 | | |
| | Walker River Justice Court | New Filings (cases) | 5 | 0 | 0 | 2 | 1 | 5 | 0 | 2 | 0 | 0 | 0 | 1 | |
| | Reopened (cases) | 0 | 0 | 0 | 0 | 0 | 1 | 0 | 0 | 0 | 0 | 0 | 0 | | |
| | Charges | 14 | 0 | 0 | 2 | 1 | 9 | 0 | 3 | 0 | 0 | 0 | 1 | | |
| Grand Total Dispositions | 4 | 0 | 0 | 2 | 3 | 3 | 0 | 4 | 0 | 1 | 1 | 1 | | | |
| Total Non-Trial Dispositions | 4 | 0 | 0 | 2 | 3 | 3 | 0 | 4 | 0 | 1 | 1 | 1 | | | |
| Total Trial Dispositions | 0 | 0 | 0 | 0 | 0 | 0 | 0 | 0 | 0 | 0 | 0 | 0 | | | |
| 4th Judicial District | Elko County | Carlin Justice Court | New Filings (cases) | 0 | 0 | 0 | 0 | 0 | 0 | 0 | 0 | 0 | 0 | 0 | |
| | | Reopened (cases) | 0 | 0 | 0 | 0 | 0 | 0 | 0 | 0 | 0 | 0 | 0 | 0 | |
| | | Charges | 0 | 0 | 0 | 0 | 0 | 0 | 0 | 0 | 0 | 0 | 0 | 0 | |
| | | Grand Total Dispositions | 0 | 0 | 0 | 0 | 0 | 0 | 0 | 0 | 0 | 0 | 0 | 0 | |
| | | Total Non-Trial Dispositions | 0 | 0 | 0 | 0 | 0 | 0 | 0 | 0 | 0 | 0 | 0 | 0 | |
| | | Total Trial Dispositions | 0 | 0 | 0 | 0 | 0 | 0 | 0 | 0 | 0 | 0 | 0 | 0 | |
| | | Eastline Justice Court | New Filings (cases) | 0 | 0 | 0 | 0 | 0 | 0 | 0 | 0 | 0 | 0 | 0 | |
| | | Reopened (cases) | 0 | 0 | 0 | 0 | 0 | 0 | 0 | 0 | 0 | 0 | 0 | 0 | |
| | | Charges | 0 | 0 | 0 | 0 | 0 | 0 | 0 | 0 | 0 | 0 | 0 | 0 | |
| | Grand Total Dispositions | 0 | 0 | 0 | 0 | 0 | 0 | 0 | 0 | 0 | 0 | 0 | 0 | | |
| | Total Non-Trial Dispositions | 0 | 0 | 0 | 0 | 0 | 0 | 0 | 0 | 0 | 0 | 0 | 0 | | |
| | Total Trial Dispositions | 0 | 0 | 0 | 0 | 0 | 0 | 0 | 0 | 0 | 0 | 0 | 0 | | |
| | Elko Justice Court | New Filings (cases) | 23 | 0 | 0 | 3 | 1 | 6 | 1 | 3 | 2 | 0 | 7 | | |
| | Reopened (cases) | 6 | 0 | 0 | 0 | 1 | 5 | 0 | 1 | 0 | 0 | 0 | 0 | | |
| | Charges | 74 | 0 | 2 | 6 | 1 | 36 | 8 | 11 | 3 | 0 | 75 | | | |
| Grand Total Dispositions | 30 | 0 | 0 | 7 | 3 | 14 | 2 | 7 | 1 | 1 | 6 | | | | |
| Total Non-Trial Dispositions | 30 | 0 | 0 | 7 | 3 | 14 | 2 | 7 | 1 | 1 | 6 | | | | |
| Total Trial Dispositions | 0 | 0 | 0 | 0 | 0 | 0 | 0 | 0 | 0 | 0 | 0 | | | | |
| Wells Justice Court | New Filings (cases) | 0 | 0 | 0 | 0 | 1 | 1 | 0 | 0 | 0 | 0 | 0 | | | |
| Reopened (cases) | 0 | 0 | 0 | 0 | 0 | 0 | 0 | 0 | 0 | 0 | 0 | 0 | | | |
| Charges | 0 | 0 | 0 | 0 | 1 | 1 | 0 | 0 | 0 | 0 | 0 | 0 | | | |
| Grand Total Dispositions | 0 | 0 | 0 | 0 | 1 | 1 | 0 | 0 | 0 | 0 | 0 | 0 | | | |
| Total Non-Trial Dispositions | 0 | 0 | 0 | 0 | 1 | 1 | 0 | 0 | 0 | 0 | 0 | 0 | | | |
| Total Trial Dispositions | 0 | 0 | 0 | 0 | 0 | 0 | 0 | 0 | 0 | 0 | 0 | 0 | | | |

Source: Uniform System for Judicial Records, Nevada AOC, Research and Statistics Unit.

Table B5-2. Criminal Caseload Processed by Justice Courts in Nevada, Fiscal Year 2019.

| Justice Court, Criminal Caseload, Gross Misdemeanor (3 of 6) | | | Crimes Against Persons, Gross Misdemeanor | Domestic Violence, Gross Misdemeanor | Elder/Vulnerable Persons Abuse, Gross Misdemeanor | Child Abuse & Neglect, Gross Misdemeanor | Protection Order Violation, Gross Misdemeanor | Crimes Against Property, Gross Misdemeanor | Drugs, Gross Misdemeanor | Weapons, Gross Misdemeanor | Public Order, Gross Misdemeanor | Motor Vehicle - Other, Gross Misdemeanor | Other, Gross Misdemeanor | |
|---|------------------------------|------------------------------|--|---|--|---|--|---|-----------------------------|-------------------------------|------------------------------------|---|-----------------------------|---|
| 5th Judicial District | Esmeralda County | Esmeralda Justice Court | New Filings (cases) | 0 | 0 | 0 | 0 | 0 | 0 | 0 | 0 | 0 | 0 | |
| | | Reopened (cases) | 0 | 0 | 0 | 0 | 0 | 0 | 0 | 0 | 0 | 0 | 0 | |
| | | Charges | 0 | 0 | 0 | 0 | 0 | 0 | 0 | 0 | 0 | 0 | 0 | |
| | | Grand Total Dispositions | 0 | 0 | 0 | 0 | 0 | 0 | 0 | 0 | 0 | 0 | 0 | |
| | | Total Non-Trial Dispositions | 0 | 0 | 0 | 0 | 0 | 0 | 0 | 0 | 0 | 0 | 0 | |
| | | Total Trial Dispositions | 0 | 0 | 0 | 0 | 0 | 0 | 0 | 0 | 0 | 0 | 0 | |
| | Nye County | Beatty Justice Court | New Filings (cases) | 0 | 0 | 0 | 2 | 0 | 1 | 1 | 0 | 0 | 1 | 0 |
| | | Reopened (cases) | 0 | 0 | 0 | 0 | 0 | 0 | 0 | 0 | 0 | 0 | 0 | |
| | | Charges | 1 | 0 | 0 | 2 | 0 | 3 | 1 | 1 | 0 | 1 | 0 | |
| | | Grand Total Dispositions | 0 | 0 | 0 | 2 | 0 | 2 | 1 | 1 | 0 | 1 | 0 | |
| | | Total Non-Trial Dispositions | 0 | 0 | 0 | 2 | 0 | 2 | 1 | 0 | 0 | 1 | 0 | |
| | | Total Trial Dispositions | 0 | 0 | 0 | 0 | 0 | 0 | 0 | 0 | 0 | 0 | 0 | |
| Pahrump Justice Court | New Filings (cases) | 12 | 1 | 5 | 9 | 0 | 16 | 3 | 4 | 0 | 0 | 17 | | |
| | Reopened (cases) | 2 | 0 | 1 | 0 | 0 | 5 | 0 | 1 | 0 | 0 | 5 | | |
| | Charges | 24 | 1 | 12 | 14 | 0 | 27 | 8 | 6 | 0 | 0 | 32 | | |
| | Grand Total Dispositions | 18 | 1 | 6 | 5 | 0 | 26 | 4 | 4 | 0 | 0 | 24 | | |
| | Total Non-Trial Dispositions | 18 | 1 | 6 | 5 | 0 | 26 | 4 | 4 | 0 | 0 | 24 | | |
| | Total Trial Dispositions | 0 | 0 | 0 | 0 | 0 | 0 | 0 | 0 | 0 | 0 | 0 | | |
| Tonopah Justice Court | New Filings (cases) | 2 | 0 | 0 | 1 | 0 | 0 | 0 | 1 | 0 | 2 | 0 | | |
| | Reopened (cases) | 0 | 0 | 0 | 0 | 0 | 0 | 0 | 0 | 0 | 0 | 0 | | |
| | Charges | 4 | 0 | 0 | 1 | 0 | 0 | 1 | 4 | 0 | 2 | 1 | | |
| | Grand Total Dispositions | 1 | 0 | 0 | 0 | 0 | 0 | 0 | 1 | 0 | 0 | 1 | | |
| | Total Non-Trial Dispositions | 1 | 0 | 0 | 0 | 0 | 0 | 0 | 1 | 0 | 0 | 1 | | |
| | Total Trial Dispositions | 0 | 0 | 0 | 0 | 0 | 0 | 0 | 0 | 0 | 0 | 0 | | |
| 6th Judicial District | Humboldt County | Union Justice Court | New Filings (cases) | 4 | 0 | 1 | 2 | 1 | 3 | 0 | 3 | 0 | 3 | |
| | | Reopened (cases) | 0 | 0 | 0 | 0 | 1 | 0 | 0 | 0 | 0 | 0 | 0 | |
| | | Charges | 5 | 0 | 1 | 2 | 1 | 3 | 0 | 4 | 0 | 0 | 6 | |
| | | Grand Total Dispositions | 4 | 0 | 0 | 3 | 0 | 4 | 0 | 2 | 0 | 0 | 2 | |
| Total Non-Trial Dispositions | 4 | 0 | 0 | 3 | 0 | 4 | 0 | 2 | 0 | 0 | 2 | | | |
| Total Trial Dispositions | 0 | 0 | 0 | 0 | 0 | 0 | 0 | 0 | 0 | 0 | 0 | | | |
| 7th Judicial District | Eureka County | Eureka Justice Court | New Filings (cases) | 0 | 0 | 0 | 0 | 0 | 1 | 0 | 0 | 0 | 0 | |
| | | Reopened (cases) | 0 | 0 | 0 | 0 | 0 | 0 | 0 | 0 | 0 | 0 | 0 | |
| | | Charges | 0 | 0 | 0 | 0 | 0 | 1 | 0 | 1 | 1 | 0 | 0 | |
| | | Grand Total Dispositions | 0 | 0 | 0 | 0 | 0 | 1 | 0 | 0 | 0 | 0 | 0 | |
| Total Non-Trial Dispositions | 0 | 0 | 0 | 0 | 0 | 1 | 0 | 0 | 0 | 0 | 0 | | | |
| Total Trial Dispositions | 0 | 0 | 0 | 0 | 0 | 0 | 0 | 0 | 0 | 0 | 0 | | | |

Source: Uniform System for Judicial Records, Nevada AOC, Research and Statistics Unit.

Table B5-2. Criminal Caseload Processed by Justice Courts in Nevada, Fiscal Year 2019.

| Justice Court, Criminal Caseload, Gross Misdemeanor (4 of 6) | | | Crimes Against Persons, Gross Misdemeanor | Domestic Violence, Gross Misdemeanor | Elder/Vulnerable Persons Abuse, Gross Misdemeanor | Child Abuse & Neglect, Gross Misdemeanor | Protection Order Violation, Gross Misdemeanor | Crimes Against Property, Gross Misdemeanor | Drugs, Gross Misdemeanor | Weapons, Gross Misdemeanor | Public Order, Gross Misdemeanor | Motor Vehicle - Other, Gross Misdemeanor | Other, Gross Misdemeanor | |
|---|---------------------------------|------------------------------|--|---|--|---|--|---|-----------------------------|-------------------------------|------------------------------------|---|-----------------------------|---|
| 7th Judicial District Cont. | Lincoln County | Meadow Valley Justice Court | New Filings (cases) | 3 | 0 | 0 | 0 | 0 | 1 | 0 | 0 | 1 | 3 | |
| | | Reopened (cases) | 0 | 0 | 0 | 0 | 0 | 0 | 0 | 0 | 0 | 0 | 0 | |
| | | Charges | 4 | 0 | 0 | 0 | 0 | 0 | 5 | 0 | 0 | 0 | 1 | 7 |
| | | Grand Total Dispositions | 5 | 0 | 0 | 0 | 0 | 0 | 1 | 0 | 0 | 0 | 1 | 3 |
| | | Total Non-Trial Dispositions | 5 | 0 | 0 | 0 | 0 | 0 | 1 | 0 | 0 | 0 | 1 | 3 |
| | | Total Trial Dispositions | 0 | 0 | 0 | 0 | 0 | 0 | 0 | 0 | 0 | 0 | 0 | 0 |
| | Pahranagat Valley Justice Court | New Filings (cases) | 1 | 0 | 0 | 1 | 0 | 0 | 0 | 0 | 0 | 0 | 0 | |
| | Reopened (cases) | 0 | 0 | 0 | 0 | 0 | 0 | 0 | 0 | 0 | 0 | 0 | 0 | |
| | Charges | 1 | 0 | 0 | 1 | 0 | 1 | 0 | 0 | 0 | 0 | 0 | 0 | |
| | Grand Total Dispositions | 1 | 0 | 0 | 0 | 0 | 0 | 0 | 0 | 1 | 0 | 0 | 0 | |
| | Total Non-Trial Dispositions | 1 | 0 | 0 | 0 | 0 | 0 | 0 | 0 | 1 | 0 | 0 | 0 | |
| | Total Trial Dispositions | 0 | 0 | 0 | 0 | 0 | 0 | 0 | 0 | 0 | 0 | 0 | 0 | |
| White Pine County | Ely Justice Court | New Filings (cases) | 0 | 0 | 1 | 0 | 0 | 11 | 3 | 0 | 0 | 0 | 1 | |
| Reopened (cases) | 1 | 0 | 1 | 0 | 0 | 0 | 0 | 0 | 0 | 0 | 0 | 0 | | |
| Charges | 1 | 0 | 5 | 0 | 0 | 14 | 4 | 2 | 0 | 0 | 0 | 2 | | |
| Grand Total Dispositions | 2 | 0 | 3 | 0 | 0 | 11 | 3 | 0 | 0 | 0 | 0 | 2 | | |
| Total Non-Trial Dispositions | 2 | 0 | 3 | 0 | 0 | 11 | 3 | 0 | 0 | 0 | 0 | 2 | | |
| Total Trial Dispositions | 0 | 0 | 0 | 0 | 0 | 0 | 0 | 0 | 0 | 0 | 0 | 0 | | |
| 8th Judicial District | Clark County | Boulder Justice Court | New Filings (cases) | 10 | 0 | 0 | 0 | 1 | 0 | 0 | 1 | 0 | 2 | |
| | | Reopened (cases) | 0 | 0 | 0 | 0 | 1 | 0 | 0 | 0 | 0 | 0 | 0 | |
| | | Charges | 12 | 0 | 0 | 0 | 1 | 4 | 0 | 1 | 0 | 0 | 2 | |
| | | Grand Total Dispositions | 9 | 0 | 0 | 0 | 1 | 1 | 0 | 1 | 0 | 0 | 2 | |
| | | Total Non-Trial Dispositions | 9 | 0 | 0 | 0 | 1 | 1 | 0 | 1 | 0 | 0 | 2 | |
| | | Total Trial Dispositions | 0 | 0 | 0 | 0 | 0 | 0 | 0 | 0 | 0 | 0 | 0 | |
| | Bunkerville Justice Court | New Filings (cases) | 0 | 0 | 0 | 0 | 0 | 0 | 0 | 0 | 0 | 0 | 0 | |
| | Reopened (cases) | 0 | 0 | 0 | 0 | 0 | 0 | 0 | 0 | 0 | 0 | 0 | 0 | |
| | Charges | 0 | 0 | 0 | 0 | 0 | 0 | 0 | 0 | 0 | 0 | 0 | 0 | |
| | Grand Total Dispositions | 0 | 0 | 0 | 0 | 0 | 0 | 0 | 0 | 0 | 0 | 0 | 0 | |
| | Total Non-Trial Dispositions | 0 | 0 | 0 | 0 | 0 | 0 | 0 | 0 | 0 | 0 | 0 | 0 | |
| | Total Trial Dispositions | 0 | 0 | 0 | 0 | 0 | 0 | 0 | 0 | 0 | 0 | 0 | 0 | |
| Goodsprings Justice Court | New Filings (cases) | 3 | 0 | 0 | 0 | 2 | 0 | 0 | 0 | 0 | 0 | 0 | | |
| Reopened (cases) | 0 | 0 | 0 | 0 | 0 | 0 | 0 | 0 | 0 | 0 | 0 | 0 | | |
| Charges | 8 | 0 | 0 | 0 | 2 | 4 | 0 | 0 | 0 | 0 | 0 | 0 | | |
| Grand Total Dispositions | 1 | 0 | 0 | 0 | 0 | 0 | 0 | 1 | 0 | 0 | 0 | 0 | | |
| Total Non-Trial Dispositions | 1 | 0 | 0 | 0 | 0 | 0 | 0 | 1 | 0 | 0 | 0 | 0 | | |
| Total Trial Dispositions | 0 | 0 | 0 | 0 | 0 | 0 | 0 | 0 | 0 | 0 | 0 | 0 | | |
| Henderson Justice Court | New Filings (cases) | 115 | 0 | 0 | 1 | 11 | 114 | 0 | 9 | 1 | 0 | 13 | | |
| Reopened (cases) | 2 | 0 | 0 | 0 | 1 | 0 | 0 | 0 | 0 | 0 | 0 | 0 | | |
| Charges | 216 | 0 | 1 | 1 | 11 | 354 | 3 | 17 | 1 | 1 | 0 | 16 | | |
| Grand Total Dispositions | 112 | 0 | 0 | 1 | 6 | 99 | 0 | 12 | 1 | 1 | 0 | 9 | | |
| Total Non-Trial Dispositions | 112 | 0 | 0 | 1 | 6 | 99 | 0 | 12 | 1 | 1 | 0 | 9 | | |
| Total Trial Dispositions | 0 | 0 | 0 | 0 | 0 | 0 | 0 | 0 | 0 | 0 | 0 | 0 | | |

Source: Uniform System for Judicial Records, Nevada AOC, Research and Statistics Unit.

Table B5-2. Criminal Caseload Processed by Justice Courts in Nevada, Fiscal Year 2019.

| Justice Court, Criminal Caseload, Gross Misdemeanor (5 of 6) | | | Crimes Against Persons, Gross Misdemeanor | Domestic Violence, Gross Misdemeanor | Elder/Vulnerable Persons Abuse, Gross Misdemeanor | Child Abuse & Neglect, Gross Misdemeanor | Protection Order Violation, Gross Misdemeanor | Crimes Against Property, Gross Misdemeanor | Drugs, Gross Misdemeanor | Weapons, Gross Misdemeanor | Public Order, Gross Misdemeanor | Motor Vehicle - Other, Gross Misdemeanor | Other, Gross Misdemeanor | |
|---|------------------------------|------------------------------|--|---|--|---|--|---|-----------------------------|-------------------------------|------------------------------------|---|-----------------------------|---|
| 8th Judicial District Cont. Clark County Cont. | Las Vegas Justice Court | New Filings (cases) | 632 | 0 | 8 | 25 | 20 | 862 | 34 | 167 | 15 | 0 | 243 | |
| | | Reopened (cases) | 65 | 0 | 1 | 0 | 0 | 203 | 4 | 28 | 0 | 1 | 15 | |
| | | Charges | 1,115 | 0 | 16 | 78 | 28 | 1,859 | 117 | 396 | 25 | 1 | 597 | |
| | | Grand Total Dispositions | 599 | 0 | 7 | 21 | 22 | 1,026 | 32 | 182 | 12 | 0 | 112 | |
| | | Total Non-Trial Dispositions | 599 | 0 | 7 | 21 | 22 | 1,026 | 32 | 182 | 12 | 0 | 112 | |
| | | Total Trial Dispositions | 0 | 0 | 0 | 0 | 0 | 0 | 0 | 0 | 0 | 0 | 0 | 0 |
| | Laughlin Justice Court | New Filings (cases) | 4 | 0 | 0 | 0 | 1 | 4 | 1 | 2 | 0 | 0 | 0 | 0 |
| | | Reopened (cases) | 0 | 0 | 0 | 0 | 0 | 0 | 0 | 0 | 0 | 0 | 0 | 0 |
| | | Charges | 12 | 0 | 0 | 2 | 1 | 25 | 3 | 5 | 0 | 0 | 0 | 1 |
| | | Grand Total Dispositions | 10 | 0 | 1 | 1 | 1 | 8 | 2 | 3 | 0 | 0 | 0 | 0 |
| | | Total Non-Trial Dispositions | 10 | 0 | 1 | 1 | 1 | 8 | 2 | 3 | 0 | 0 | 0 | 0 |
| | | Total Trial Dispositions | 0 | 0 | 0 | 0 | 0 | 0 | 0 | 0 | 0 | 0 | 0 | 0 |
| | Mesquite Justice Court | New Filings (cases) | 6 | 0 | 0 | 0 | 1 | 6 | 0 | 0 | 0 | 0 | 0 | 1 |
| | | Reopened (cases) | 0 | 0 | 0 | 0 | 0 | 0 | 0 | 0 | 0 | 0 | 0 | 0 |
| | | Charges | 16 | 0 | 0 | 0 | 1 | 10 | 0 | 0 | 0 | 0 | 0 | 1 |
| | | Grand Total Dispositions | 7 | 0 | 0 | 0 | 0 | 6 | 0 | 0 | 0 | 0 | 0 | 0 |
| | | Total Non-Trial Dispositions | 7 | 0 | 0 | 0 | 0 | 6 | 0 | 0 | 0 | 0 | 0 | 0 |
| | | Total Trial Dispositions | 0 | 0 | 0 | 0 | 0 | 0 | 0 | 0 | 0 | 0 | 0 | 0 |
| | Moapa Justice Court | New Filings (cases) | 2 | 0 | 0 | 0 | 0 | 0 | 0 | 0 | 0 | 0 | 0 | 0 |
| | | Reopened (cases) | 0 | 0 | 0 | 0 | 0 | 0 | 0 | 0 | 0 | 0 | 0 | 0 |
| | | Charges | 4 | 0 | 0 | 0 | 0 | 0 | 0 | 0 | 0 | 0 | 0 | 0 |
| | | Grand Total Dispositions | 3 | 0 | 0 | 0 | 0 | 0 | 0 | 0 | 0 | 0 | 0 | 0 |
| | | Total Non-Trial Dispositions | 3 | 0 | 0 | 0 | 0 | 0 | 0 | 0 | 0 | 0 | 0 | 0 |
| | | Total Trial Dispositions | 0 | 0 | 0 | 0 | 0 | 0 | 0 | 0 | 0 | 0 | 0 | 0 |
| Moapa Valley Justice Court | New Filings (cases) | 2 | 0 | 0 | 0 | 0 | 2 | 0 | 0 | 0 | 0 | 0 | 0 | |
| | Reopened (cases) | 0 | 0 | 0 | 0 | 0 | 0 | 0 | 0 | 0 | 0 | 0 | 0 | |
| | Charges | 5 | 0 | 0 | 0 | 0 | 5 | 0 | 0 | 0 | 0 | 0 | 0 | |
| | Grand Total Dispositions | 1 | 0 | 0 | 0 | 1 | 2 | 0 | 0 | 0 | 0 | 0 | 0 | |
| | Total Non-Trial Dispositions | 1 | 0 | 0 | 0 | 1 | 2 | 0 | 0 | 0 | 0 | 0 | 0 | |
| | Total Trial Dispositions | 0 | 0 | 0 | 0 | 0 | 0 | 0 | 0 | 0 | 0 | 0 | 0 | |
| North Las Vegas Justice Court | New Filings (cases) | 195 | 0 | 0 | 1 | 1 | 78 | 3 | 22 | 1 | 0 | 30 | | |
| | Reopened (cases) | 1 | 0 | 0 | 0 | 0 | 2 | 0 | 0 | 0 | 0 | 0 | | |
| | Charges | 292 | 0 | 0 | 7 | 1 | 256 | 6 | 93 | 1 | 0 | 55 | | |
| | Grand Total Dispositions | 176 | 0 | 0 | 1 | 0 | 78 | 3 | 23 | 1 | 0 | 29 | | |
| | Total Non-Trial Dispositions | 176 | 0 | 0 | 1 | 0 | 78 | 3 | 23 | 1 | 0 | 29 | | |
| | Total Trial Dispositions | 0 | 0 | 0 | 0 | 0 | 0 | 0 | 0 | 0 | 0 | 0 | | |
| Searchlight Justice Court | New Filings (cases) | 0 | 0 | 0 | 0 | 1 | 1 | 0 | 0 | 0 | 0 | 0 | | |
| | Reopened (cases) | 0 | 0 | 0 | 0 | 0 | 0 | 0 | 0 | 0 | 0 | 0 | | |
| | Charges | 0 | 0 | 0 | 0 | 1 | 2 | 0 | 0 | 0 | 0 | 0 | | |
| | Grand Total Dispositions | 0 | 0 | 0 | 0 | 1 | 2 | 0 | 0 | 0 | 0 | 0 | | |
| | Total Non-Trial Dispositions | 0 | 0 | 0 | 0 | 1 | 2 | 0 | 0 | 0 | 0 | 0 | | |
| | Total Trial Dispositions | 0 | 0 | 0 | 0 | 0 | 0 | 0 | 0 | 0 | 0 | 0 | | |

Source: Uniform System for Judicial Records, Nevada AOC, Research and Statistics Unit.

Table B5-2. Criminal Caseload Processed by Justice Courts in Nevada, Fiscal Year 2019.

| Justice Court, Criminal Caseload, Gross Misdemeanor (6 of 6) | | | Crimes Against Persons, Gross Misdemeanor | Domestic Violence, Gross Misdemeanor | Elder/Vulnerable Persons Abuse, Gross Misdemeanor | Child Abuse & Neglect, Gross Misdemeanor | Protection Order Violation, Gross Misdemeanor | Crimes Against Property, Gross Misdemeanor | Drugs, Gross Misdemeanor | Weapons, Gross Misdemeanor | Public Order, Gross Misdemeanor | Motor Vehicle - Other, Gross Misdemeanor | Other, Gross Misdemeanor | |
|---|---------------------------------------|------------------------------|--|---|--|---|--|---|-----------------------------|-------------------------------|------------------------------------|---|-----------------------------|----|
| 9th Judicial District | Douglas County | East Fork Justice Court | New Filings (cases) | 4 | 0 | 0 | 3 | 2 | 10 | 4 | 2 | 1 | 0 | 4 |
| | | Reopened (cases) | 2 | 0 | 0 | 0 | 1 | 0 | 0 | 0 | 0 | 0 | 0 | 0 |
| | | Charges | 7 | 0 | 0 | 3 | 2 | 16 | 10 | 6 | 1 | 1 | 0 | 9 |
| | | Grand Total Dispositions | 5 | 0 | 0 | 5 | 6 | 7 | 5 | 1 | 1 | 1 | 0 | 4 |
| | | Total Non-Trial Dispositions | 5 | 0 | 0 | 5 | 6 | 7 | 5 | 1 | 1 | 1 | 0 | 4 |
| | | Total Trial Dispositions | 0 | 0 | 0 | 0 | 0 | 0 | 0 | 0 | 0 | 0 | 0 | 0 |
| | Tahoe Justice Court | New Filings (cases) | 7 | 0 | 0 | 6 | 1 | 0 | 1 | 1 | 3 | 1 | 2 | |
| | Reopened (cases) | 0 | 0 | 0 | 0 | 0 | 0 | 0 | 0 | 0 | 0 | 0 | 0 | |
| | Charges | 13 | 0 | 0 | 6 | 1 | 7 | 2 | 1 | 3 | 2 | 8 | | |
| | Grand Total Dispositions | 8 | 0 | 0 | 4 | 1 | 2 | 2 | 2 | 1 | 1 | 1 | 3 | |
| Total Non-Trial Dispositions | 8 | 0 | 0 | 4 | 1 | 2 | 2 | 2 | 1 | 1 | 1 | 3 | | |
| Total Trial Dispositions | 0 | 0 | 0 | 0 | 0 | 0 | 0 | 0 | 0 | 0 | 0 | 0 | | |
| 10th Judicial District | Churchill County | New River Justice Court | New Filings (cases) | 11 | 0 | 0 | 9 | 3 | 18 | 1 | 4 | 0 | 0 | 12 |
| | | Reopened (cases) | 0 | 0 | 0 | 0 | 0 | 0 | 0 | 0 | 0 | 0 | 0 | |
| | | Charges | 18 | 0 | 1 | 15 | 3 | 31 | 1 | 6 | 0 | 0 | 21 | |
| | | Grand Total Dispositions | 11 | 0 | 0 | 9 | 3 | 18 | 2 | 5 | 0 | 0 | 11 | |
| Total Non-Trial Dispositions | 11 | 0 | 0 | 9 | 3 | 18 | 2 | 5 | 0 | 0 | 0 | 11 | | |
| Total Trial Dispositions | 0 | 0 | 0 | 0 | 0 | 0 | 0 | 0 | 0 | 0 | 0 | 0 | | |
| 11th Judicial District | Lander County | Argenta Justice Court | New Filings (cases) | 1 | 0 | 0 | 1 | 0 | 2 | 0 | 0 | 0 | 0 | |
| | | Reopened (cases) | 0 | 0 | 0 | 0 | 0 | 0 | 0 | 0 | 0 | 0 | 0 | |
| | | Charges | 2 | 0 | 0 | 1 | 0 | 2 | 13 | 0 | 0 | 0 | 0 | |
| | | Grand Total Dispositions | 2 | 0 | 0 | 1 | 0 | 2 | 0 | 0 | 0 | 0 | 0 | |
| | | Total Non-Trial Dispositions | 2 | 0 | 0 | 1 | 0 | 2 | 0 | 0 | 0 | 0 | 0 | |
| | | Total Trial Dispositions | 0 | 0 | 0 | 0 | 0 | 0 | 0 | 0 | 0 | 0 | 0 | |
| | Austin Justice Court | New Filings (cases) | 0 | 0 | 0 | 0 | 0 | 0 | 0 | 0 | 0 | 0 | 0 | |
| | Reopened (cases) | 0 | 0 | 0 | 0 | 0 | 0 | 0 | 0 | 0 | 0 | 0 | 0 | |
| | Charges | 0 | 0 | 0 | 0 | 0 | 0 | 0 | 0 | 0 | 0 | 0 | 0 | |
| | Grand Total Dispositions | 0 | 0 | 0 | 0 | 0 | 0 | 0 | 0 | 0 | 0 | 0 | 0 | |
| | Total Non-Trial Dispositions | 0 | 0 | 0 | 0 | 0 | 0 | 0 | 0 | 0 | 0 | 0 | 0 | |
| | Total Trial Dispositions | 0 | 0 | 0 | 0 | 0 | 0 | 0 | 0 | 0 | 0 | 0 | 0 | |
| | Mineral County | Hawthorne Justice Court | New Filings (cases) | 12 | 0 | 0 | 0 | 2 | 0 | 3 | 0 | 0 | 0 | |
| | Reopened (cases) | 0 | 0 | 0 | 0 | 0 | 0 | 0 | 0 | 0 | 0 | 0 | | |
| | Charges | 18 | 0 | 0 | 2 | 0 | 7 | 2 | 6 | 0 | 0 | 1 | | |
| | Grand Total Dispositions ¹ | 4 | 0 | 0 | 0 | 0 | 1 | 0 | 1 | 0 | 0 | 0 | | |
| Total Non-Trial Dispositions | 4 | 0 | 0 | 0 | 0 | 1 | 0 | 1 | 0 | 0 | 0 | | | |
| Total Trial Dispositions | 0 | 0 | 0 | 0 | 0 | 0 | 0 | 0 | 0 | 0 | 0 | | | |
| Pershing County | Lake Justice Court | New Filings (cases) | 2 | 0 | 0 | 0 | 1 | 3 | 2 | 0 | 0 | 0 | | |
| Reopened (cases) | 0 | 0 | 0 | 0 | 0 | 0 | 0 | 0 | 0 | 0 | 0 | | | |
| Charges | 3 | 0 | 0 | 1 | 1 | 6 | 5 | 1 | 0 | 0 | 1 | | | |
| Grand Total Dispositions | 2 | 0 | 0 | 0 | 0 | 2 | 1 | 0 | 0 | 0 | 0 | | | |
| Total Non-Trial Dispositions | 2 | 0 | 0 | 0 | 0 | 2 | 1 | 0 | 0 | 0 | 0 | | | |
| Total Trial Dispositions | 0 | 0 | 0 | 0 | 0 | 0 | 0 | 0 | 0 | 0 | 0 | | | |

¹ Incomplete.

Source: Uniform System for Judicial Records, Nevada AOC, Research and Statistics Unit.

Table B5-2. Criminal Caseload Processed by Justice Courts in Nevada, Fiscal Year 2019.

| Justice Court, Criminal Caseload, Misdemeanor (1 of 6) | | | Crimes Against Persons, Misdemeanor | Domestic Violence, Misdemeanor | Elder/Vulnerable Persons Abuse, Misdemeanor | Protection Order Violation, Misdemeanor | Crimes Against Property, Misdemeanor | Drugs, Misdemeanor | Weapons, Misdemeanor | Public Order, Misdemeanor | Motor Vehicle - DUI, Misdemeanor | Motor Vehicle - Reckless, Misdemeanor | Other, Misdemeanor | Traffic, Misdemeanor | Parking |
|--|-------------------------------|------------------------------|-------------------------------------|--------------------------------|---|---|--------------------------------------|--------------------|----------------------|---------------------------|----------------------------------|---------------------------------------|--------------------|----------------------|---------|
| Totals^a | Nevada Justice Courts | New Filings (cases) | 3,520 | 5,569 | 0 | 123 | 8,653 | 2,894 | 138 | 3,613 | 4,658 | 775 | 5,110 | 303,042 | 6,141 |
| | | Reopened (cases) | 351 | 892 | 0 | 23 | 615 | 324 | 8 | 273 | 1,003 | 18 | 193 | 1,663 | 3 |
| | | Charges | 4,336 | 7,686 | 0 | 185 | 11,332 | 5,678 | 257 | 4,559 | 5,898 | 1,002 | 8,051 | 375,993 | 6,728 |
| | | Grand Total Dispositions | 3,601 | 6,176 | 0 | 136 | 8,957 | 3,168 | 145 | 4,001 | 5,791 | 723 | 5,363 | 281,685 | 5,644 |
| | | Total Non-Trial Dispositions | 3,541 | 6,047 | 0 | 130 | 8,922 | 3,164 | 144 | 3,991 | 5,737 | 714 | 5,330 | 281,423 | 5,641 |
| Total Trial Dispositions | 60 | 129 | 0 | 6 | 35 | 4 | 1 | 10 | 54 | 9 | 33 | 262 | 3 | | |
| 1st Judicial District | Carson City Justice Court | New Filings (cases) | 96 | 154 | 0 | 30 | 270 | 110 | 1 | 113 | 267 | 26 | 179 | 9,412 | 275 |
| | | Reopened (cases) | 0 | 1 | 0 | 1 | 1 | 0 | 0 | 1 | 1 | 0 | 1 | 0 | 0 |
| | | Charges | 138 | 197 | 0 | 40 | 406 | 542 | 8 | 181 | 344 | 53 | 322 | 12,126 | 285 |
| | | Grand Total Dispositions | 66 | 108 | 0 | 19 | 219 | 96 | 0 | 94 | 158 | 28 | 160 | 9,664 | 248 |
| | | Total Non-Trial Dispositions | 65 | 105 | 0 | 19 | 218 | 96 | 0 | 90 | 156 | 27 | 159 | 9,653 | 247 |
| | Total Trial Dispositions | 1 | 3 | 0 | 0 | 1 | 0 | 0 | 4 | 2 | 1 | 1 | 11 | 1 | |
| | Storey County Justice Court | New Filings (cases) | 18 | 22 | 0 | 1 | 17 | 11 | 2 | 16 | 49 | 18 | 20 | 1,915 | 145 |
| | | Reopened (cases) | 0 | 0 | 0 | 0 | 0 | 0 | 0 | 0 | 0 | 0 | 0 | 0 | 0 |
| | | Charges | 22 | 25 | 0 | 1 | 17 | 17 | 4 | 20 | 54 | 18 | 22 | 2,568 | 151 |
| | | Grand Total Dispositions | 13 | 21 | 0 | 2 | 14 | 8 | 3 | 13 | 28 | 10 | 24 | 1,762 | 115 |
| Total Non-Trial Dispositions | | 12 | 21 | 0 | 2 | 14 | 8 | 3 | 13 | 28 | 9 | 24 | 1,742 | 114 | |
| Total Trial Dispositions | 1 | 0 | 0 | 0 | 0 | 0 | 0 | 0 | 0 | 1 | 0 | 20 | 1 | | |
| 2nd Judicial District | Incline Village Justice Court | New Filings (cases) | 14 | 6 | 0 | 0 | 40 | 9 | 0 | 11 | 39 | 4 | 71 | 1,199 | 651 |
| | | Reopened (cases) | 6 | 1 | 0 | 0 | 3 | 1 | 0 | 0 | 49 | 0 | 3 | 15 | 1 |
| | | Charges | 15 | 7 | 0 | 0 | 44 | 9 | 2 | 14 | 44 | 4 | 76 | 1,545 | 661 |
| | | Grand Total Dispositions | 17 | 9 | 0 | 1 | 37 | 10 | 0 | 9 | 86 | 3 | 62 | 1,244 | 568 |
| | | Total Non-Trial Dispositions | 17 | 9 | 0 | 1 | 37 | 10 | 0 | 9 | 86 | 3 | 62 | 1,244 | 568 |
| | Total Trial Dispositions | 0 | 0 | 0 | 0 | 0 | 0 | 0 | 0 | 0 | 0 | 0 | 0 | 0 | |
| | Reno Justice Court | New Filings (cases) | 218 | 88 | 0 | 20 | 326 | 657 | 25 | 65 | 507 | 67 | 236 | 20,393 | 38 |
| | | Reopened (cases) | 57 | 120 | 0 | 12 | 81 | 133 | 2 | 5 | 339 | 2 | 34 | 252 | 1 |
| | | Charges | 298 | 234 | 0 | 41 | 477 | 845 | 45 | 99 | 633 | 88 | 401 | 25,866 | 47 |
| | | Grand Total Dispositions | 240 | 187 | 0 | 34 | 361 | 721 | 26 | 64 | 712 | 60 | 269 | 21,029 | 33 |
| | | Total Non-Trial Dispositions | 237 | 186 | 0 | 32 | 359 | 720 | 26 | 64 | 707 | 60 | 267 | 21,023 | 33 |
| | Total Trial Dispositions | 3 | 1 | 0 | 2 | 2 | 1 | 0 | 0 | 5 | 0 | 2 | 6 | 0 | |
| | Sparks Justice Court | New Filings (cases) | 102 | 76 | 0 | 20 | 174 | 256 | 15 | 34 | 242 | 17 | 144 | 6,008 | 13 |
| | | Reopened (cases) | 37 | 74 | 0 | 9 | 52 | 48 | 0 | 6 | 144 | 5 | 25 | 496 | 0 |
| | | Charges | 130 | 144 | 0 | 28 | 250 | 353 | 29 | 49 | 304 | 34 | 227 | 8,120 | 16 |
| Grand Total Dispositions | | 135 | 147 | 0 | 29 | 196 | 297 | 15 | 35 | 355 | 22 | 197 | 6,222 | 10 | |
| Total Non-Trial Dispositions | | 134 | 142 | 0 | 29 | 196 | 297 | 15 | 35 | 351 | 21 | 195 | 6,219 | 10 | |
| Total Trial Dispositions | 1 | 5 | 0 | 0 | 0 | 0 | 0 | 0 | 4 | 1 | 2 | 3 | 0 | | |
| Wadsworth Justice Court | New Filings (cases) | 2 | 1 | 0 | 0 | 6 | 3 | 0 | 1 | 15 | 13 | 8 | 2,542 | 0 | |
| | Reopened (cases) | 0 | 0 | 0 | 0 | 0 | 0 | 0 | 0 | 0 | 0 | 0 | 2 | 0 | |
| | Charges | 4 | 1 | 0 | 0 | 7 | 3 | 0 | 2 | 15 | 14 | 9 | 2,972 | 0 | |
| | Grand Total Dispositions | 3 | 0 | 0 | 1 | 8 | 2 | 0 | 2 | 8 | 7 | 11 | 2,390 | 0 | |
| | Total Non-Trial Dispositions | 2 | 0 | 0 | 1 | 8 | 2 | 0 | 2 | 8 | 7 | 11 | 2,388 | 0 | |
| Total Trial Dispositions | 1 | 0 | 0 | 0 | 0 | 0 | 0 | 0 | 0 | 0 | 0 | 2 | 0 | | |

^a Totals reflect aggregate information from the Nevada Justice Courts. Information contained herein may reflect non-standard reporting and is noted by subsequent footnotes. This table contains both USJR Phase II and III data, based on specific court capabilities. Case type hierarchies and dispositional statistics are presented according to Phase III standards. Source: Uniform System for Judicial Records, Nevada AOC, Research and Statistics Unit.

Table B5-2. Criminal Caseload Processed by Justice Courts in Nevada, Fiscal Year 2019.

| Justice Court, Criminal Caseload, Misdemeanor (2 of 6) | | | Crimes Against Persons, Misdemeanor | Domestic Violence, Misdemeanor | Elder/Vulnerable Persons Abuse, Misdemeanor | Protection Order Violation, Misdemeanor | Crimes Against Property, Misdemeanor | Drugs, Misdemeanor | Weapons, Misdemeanor | Public Order, Misdemeanor | Motor Vehicle - DUI, Misdemeanor | Motor Vehicle - Reckless, Misdemeanor | Other, Misdemeanor | Traffic, Misdemeanor | Parking | | |
|--|------------------------------|------------------------------|-------------------------------------|--------------------------------|---|---|--------------------------------------|--------------------|----------------------|---------------------------|----------------------------------|---------------------------------------|--------------------|----------------------|---------|-------|---|
| 3rd Judicial District | Lyon County | Canal Justice Court | New Filings (cases) | 9 | 24 | 0 | 4 | 22 | 36 | 2 | 4 | 20 | 3 | 20 | 1,061 | 3 | |
| | | Reopened (cases) | 0 | 0 | 0 | 0 | 0 | 0 | 0 | 0 | 0 | 0 | 0 | 0 | 2 | 0 | |
| | | Charges | 9 | 24 | 0 | 4 | 44 | 40 | 2 | 4 | 26 | 5 | 28 | | 1,285 | 3 | |
| | | Grand Total Dispositions | 11 | 24 | 0 | 1 | 22 | 31 | 2 | 2 | 21 | 3 | 27 | | 1,145 | 4 | |
| | | Total Non-Trial Dispositions | 10 | 21 | 0 | 1 | 22 | 31 | 2 | 2 | 21 | 3 | 27 | | 1,143 | 4 | |
| | | Total Trial Dispositions | 1 | 3 | 0 | 0 | 0 | 0 | 0 | 0 | 0 | 0 | 0 | | 2 | 0 | |
| | | Dayton Justice Court | New Filings (cases) | 38 | 77 | 0 | 9 | 38 | 20 | 7 | 25 | 67 | 14 | 63 | | 3,296 | 3 |
| | | Reopened (cases) | 0 | 0 | 0 | 0 | 0 | 0 | 0 | 0 | 0 | 0 | 0 | 0 | | 4 | 0 |
| | | Charges | 44 | 81 | 0 | 13 | 47 | 27 | 7 | 30 | 80 | 15 | 104 | | 4,031 | 5 | |
| | Grand Total Dispositions | 23 | 70 | 0 | 8 | 33 | 23 | 6 | 14 | 79 | 11 | 58 | | 3,313 | 3 | | |
| | Total Non-Trial Dispositions | 21 | 62 | 0 | 6 | 32 | 23 | 6 | 14 | 79 | 11 | 58 | | 3,313 | 3 | | |
| | Total Trial Dispositions | 2 | 8 | 0 | 2 | 1 | 0 | 0 | 0 | 0 | 0 | 0 | | 0 | 0 | | |
| | Walker River Justice Court | New Filings (cases) | 26 | 54 | 0 | 7 | 35 | 43 | 2 | 30 | 42 | 12 | 104 | | 3,101 | 1 | |
| | Reopened (cases) | 0 | 1 | 0 | 0 | 0 | 0 | 0 | 0 | 0 | 0 | 0 | 0 | | 3 | 0 | |
| | Charges | 29 | 61 | 0 | 8 | 42 | 60 | 2 | 35 | 52 | 13 | 176 | | 3,674 | 3 | | |
| Grand Total Dispositions | 30 | 53 | 0 | 6 | 34 | 35 | 3 | 22 | 34 | 10 | 123 | | 3,009 | 1 | | | |
| Total Non-Trial Dispositions | 30 | 52 | 0 | 6 | 33 | 35 | 3 | 22 | 34 | 9 | 120 | | 2,989 | 1 | | | |
| Total Trial Dispositions | 0 | 1 | 0 | 0 | 1 | 0 | 0 | 0 | 0 | 1 | 3 | | 20 | 0 | | | |
| 4th Judicial District | Elko County | Carlin Justice Court | New Filings (cases) | 3 | 11 | 0 | 0 | 21 | 18 | 1 | 9 | 25 | 4 | 9 | 873 | 2 | |
| | | Reopened (cases) | 0 | 0 | 0 | 0 | 0 | 0 | 0 | 0 | 0 | 0 | 0 | | 0 | 0 | |
| | | Charges | 4 | 11 | 0 | 0 | 37 | 24 | 1 | 13 | 28 | 4 | 10 | | 971 | 2 | |
| | | Grand Total Dispositions | 13 | 10 | 0 | 1 | 14 | 21 | 2 | 9 | 19 | 1 | 10 | | 769 | 1 | |
| | | Total Non-Trial Dispositions | 13 | 8 | 0 | 1 | 14 | 21 | 2 | 9 | 15 | 1 | 9 | | 766 | 1 | |
| | | Total Trial Dispositions | 0 | 2 | 0 | 0 | 0 | 0 | 0 | 0 | 4 | 0 | 1 | | 3 | 0 | |
| | | Eastline Justice Court | New Filings (cases) | 15 | 19 | 0 | 0 | 25 | 18 | 0 | 9 | 7 | 1 | 5 | | 640 | 0 |
| | | Reopened (cases) | 0 | 0 | 0 | 0 | 0 | 0 | 0 | 0 | 0 | 0 | 0 | | 0 | 0 | |
| | | Charges | 20 | 23 | 0 | 0 | 31 | 27 | 1 | 24 | 8 | 1 | 11 | | 811 | 0 | |
| | Grand Total Dispositions | 18 | 21 | 0 | 0 | 19 | 18 | 0 | 4 | 5 | 0 | 4 | | 534 | 0 | | |
| | Total Non-Trial Dispositions | 18 | 19 | 0 | 0 | 19 | 18 | 0 | 4 | 5 | 0 | 3 | | 531 | 0 | | |
| | Total Trial Dispositions | 0 | 2 | 0 | 0 | 0 | 0 | 0 | 0 | 0 | 0 | 1 | | 3 | 0 | | |
| | Elko Justice Court | New Filings (cases) | 160 | 75 | 0 | 0 | 182 | 75 | 4 | 43 | 67 | 46 | 122 | | 6,949 | 3 | |
| | Reopened (cases) | 106 | 88 | 0 | 0 | 124 | 63 | 1 | 22 | 68 | 3 | 23 | | 185 | 0 | | |
| | Charges | 201 | 107 | 0 | 0 | 254 | 152 | 9 | 212 | 84 | 73 | 169 | | 8,128 | 8 | | |
| Grand Total Dispositions | 226 | 174 | 0 | 0 | 258 | 138 | 7 | 74 | 137 | 31 | 157 | | 6,462 | 4 | | | |
| Total Non-Trial Dispositions | 220 | 162 | 0 | 0 | 256 | 136 | 7 | 73 | 131 | 31 | 155 | | 6,448 | 4 | | | |
| Total Trial Dispositions | 6 | 12 | 0 | 0 | 2 | 2 | 0 | 1 | 6 | 0 | 2 | | 14 | 0 | | | |
| Wells Justice Court | New Filings (cases) | 19 | 8 | 0 | 1 | 24 | 18 | 0 | 4 | 27 | 11 | 10 | | 4,569 | 8 | | |
| Reopened (cases) | 1 | 0 | 0 | 0 | 0 | 0 | 0 | 0 | 0 | 0 | 0 | | 2 | 0 | | | |
| Charges | 20 | 14 | 0 | 1 | 28 | 21 | 0 | 18 | 33 | 13 | 18 | | 5,025 | 8 | | | |
| Grand Total Dispositions | 9 | 8 | 0 | 0 | 20 | 14 | 0 | 3 | 19 | 8 | 8 | | 4,217 | 8 | | | |
| Total Non-Trial Dispositions | 7 | 6 | 0 | 0 | 19 | 14 | 0 | 3 | 17 | 8 | 8 | | 4,204 | 8 | | | |
| Total Trial Dispositions | 2 | 2 | 0 | 0 | 1 | 0 | 0 | 0 | 2 | 0 | 0 | | 13 | 0 | | | |

Source: Uniform System for Judicial Records, Nevada AOC, Research and Statistics Unit.

Table B5-2. Criminal Caseload Processed by Justice Courts in Nevada, Fiscal Year 2019.

| Justice Court, Criminal Caseload, Misdemeanor (3 of 6) | | | | Crimes Against Persons, Misdemeanor | Domestic Violence, Misdemeanor | Elder/Vulnerable Persons Abuse, Misdemeanor | Protection Order Violation, Misdemeanor | Crimes Against Property, Misdemeanor | Drugs, Misdemeanor | Weapons, Misdemeanor | Public Order, Misdemeanor | Motor Vehicle - DUI, Misdemeanor | Motor Vehicle - Reckless, Misdemeanor | Other, Misdemeanor | Traffic, Misdemeanor | Parking | | |
|--|--------------------------|------------------------------|------------------------------|-------------------------------------|--------------------------------|---|---|--------------------------------------|--------------------|----------------------|---------------------------|----------------------------------|---------------------------------------|--------------------|----------------------|---------|-------|---|
| 5th Judicial District | Esmeralda County | Justice Court | New Filings (cases) | 0 | 0 | 0 | 0 | 0 | 0 | 0 | 0 | 0 | 0 | 0 | 3,074 | 0 | | |
| | | | Reopened (cases) | 0 | 0 | 0 | 0 | 0 | 0 | 0 | 0 | 0 | 0 | 0 | 0 | 280 | 0 | |
| | | | Charges | 0 | 0 | 0 | 0 | 0 | 0 | 0 | 0 | 0 | 0 | 0 | 0 | 3,354 | 0 | |
| | | | Grand Total Dispositions | 1 | 0 | 0 | 0 | 0 | 0 | 0 | 0 | 0 | 0 | 0 | 0 | 3,925 | 0 | |
| | | | Total Non-Trial Dispositions | 0 | 0 | 0 | 0 | 0 | 0 | 0 | 0 | 0 | 0 | 0 | 0 | 3,914 | 0 | |
| | Total Trial Dispositions | 1 | 0 | 0 | 0 | 0 | 0 | 0 | 0 | 0 | 0 | 0 | 0 | 11 | 0 | | | |
| | Nye County | Justice Court | New Filings (cases) | 7 | 12 | 0 | 1 | 10 | 6 | 1 | 3 | 3 | 3 | 3 | 12 | 1,392 | 3 | |
| | | | Reopened (cases) | 0 | 0 | 0 | 0 | 0 | 0 | 0 | 0 | 0 | 0 | 0 | 0 | 0 | 0 | |
| | | | Charges | 10 | 15 | 0 | 1 | 15 | 10 | 3 | 4 | 3 | 4 | 3 | 3 | 26 | 1,577 | 3 |
| | | | Grand Total Dispositions | 4 | 6 | 0 | 0 | 12 | 10 | 1 | 1 | 10 | 4 | 9 | 9 | 1,359 | 1 | |
| | | | Total Non-Trial Dispositions | 4 | 6 | 0 | 0 | 11 | 10 | 1 | 1 | 10 | 4 | 9 | 9 | 1,359 | 1 | |
| | Total Trial Dispositions | 0 | 0 | 0 | 0 | 1 | 0 | 0 | 0 | 0 | 0 | 0 | 0 | 0 | 0 | 0 | | |
| | Nye County | Justice Court | New Filings (cases) | 122 | 138 | 0 | 10 | 131 | 62 | 4 | 7 | 85 | 0 | 64 | 4,148 | 4 | | |
| | | | Reopened (cases) | 27 | 21 | 0 | 1 | 30 | 27 | 0 | 2 | 18 | 0 | 18 | 230 | 1 | | |
| | | | Charges | 141 | 154 | 0 | 11 | 199 | 70 | 4 | 22 | 94 | 0 | 150 | 5,177 | 6 | | |
| Grand Total Dispositions | | | 181 | 142 | 0 | 14 | 227 | 135 | 6 | 28 | 156 | 0 | 207 | 4,645 | 9 | | | |
| Total Non-Trial Dispositions | | | 177 | 139 | 0 | 14 | 225 | 135 | 6 | 28 | 156 | 0 | 204 | 4,622 | 9 | | | |
| Total Trial Dispositions | 4 | 3 | 0 | 0 | 2 | 0 | 0 | 0 | 0 | 0 | 0 | 3 | 23 | 0 | | | | |
| Nye County | Justice Court | New Filings (cases) | 12 | 18 | 0 | 1 | 15 | 10 | 4 | 0 | 16 | 8 | 24 | 3,173 | 0 | | | |
| | | Reopened (cases) | 0 | 0 | 0 | 0 | 0 | 0 | 0 | 0 | 0 | 0 | 0 | 11 | 0 | | | |
| | | Charges | 14 | 18 | 0 | 1 | 18 | 15 | 4 | 0 | 18 | 9 | 41 | 3,542 | 0 | | | |
| | | Grand Total Dispositions | 12 | 6 | 0 | 1 | 13 | 13 | 2 | 6 | 17 | 6 | 25 | 3,037 | 0 | | | |
| | | Total Non-Trial Dispositions | 11 | 5 | 0 | 1 | 13 | 13 | 2 | 6 | 17 | 6 | 25 | 3,028 | 0 | | | |
| Total Trial Dispositions | 1 | 1 | 0 | 0 | 0 | 0 | 0 | 0 | 0 | 0 | 0 | 0 | 9 | 0 | | | | |
| 6th Judicial District | Humboldt County | Justice Court | New Filings (cases) | 82 | 52 | 0 | 7 | 84 | 47 | 2 | 18 | 50 | 13 | 82 | 6,411 | 10 | | |
| | | | Reopened (cases) | 0 | 0 | 0 | 0 | 0 | 0 | 0 | 0 | 0 | 0 | 0 | 2 | 0 | | |
| | | | Charges | 94 | 59 | 0 | 7 | 118 | 61 | 4 | 30 | 51 | 16 | 103 | 7,352 | 13 | | |
| | | | Grand Total Dispositions | 95 | 60 | 0 | 10 | 75 | 53 | 2 | 21 | 84 | 14 | 87 | 6,004 | 7 | | |
| | | | Total Non-Trial Dispositions | 86 | 56 | 0 | 8 | 69 | 53 | 2 | 19 | 79 | 13 | 85 | 5,980 | 7 | | |
| Total Trial Dispositions | 9 | 4 | 0 | 2 | 6 | 0 | 0 | 2 | 5 | 1 | 2 | 24 | 0 | | | | | |
| 7th Judicial District | Eureka County | Justice Court | New Filings (cases) | 3 | 4 | 0 | 0 | 5 | 2 | 0 | 7 | 2 | 1 | 13 | 922 | 1 | | |
| | | | Reopened (cases) | 0 | 0 | 0 | 0 | 0 | 0 | 0 | 0 | 0 | 0 | 0 | 1 | 0 | | |
| | | | Charges | 7 | 9 | 0 | 0 | 11 | 7 | 0 | 21 | 3 | 1 | 27 | 1,025 | 1 | | |
| | | | Grand Total Dispositions | 2 | 7 | 0 | 0 | 4 | 5 | 3 | 7 | 5 | 3 | 21 | 1,090 | 1 | | |
| | | | Total Non-Trial Dispositions | 1 | 7 | 0 | 0 | 4 | 5 | 3 | 6 | 5 | 3 | 20 | 1,087 | 1 | | |
| Total Trial Dispositions | 1 | 0 | 0 | 0 | 0 | 0 | 0 | 1 | 0 | 0 | 1 | 0 | 3 | 0 | | | | |

Source: Uniform System for Judicial Records, Nevada AOC, Research and Statistics Unit.

Table B5-2. Criminal Caseload Processed by Justice Courts in Nevada, Fiscal Year 2019.

| Justice Court, Criminal Caseload, Misdemeanor (4 of 6) | | | Crimes Against Persons, Misdemeanor | Domestic Violence, Misdemeanor | Elder/Vulnerable Persons Abuse, Misdemeanor | Protection Order Violation, Misdemeanor | Crimes Against Property, Misdemeanor | Drugs, Misdemeanor | Weapons, Misdemeanor | Public Order, Misdemeanor | Motor Vehicle - DUI, Misdemeanor | Motor Vehicle - Reckless, Misdemeanor | Other, Misdemeanor | Traffic, Misdemeanor | Parking | | |
|--|--------------------------------|------------------------------|-------------------------------------|--------------------------------|---|---|--------------------------------------|--------------------|----------------------|---------------------------|----------------------------------|---------------------------------------|--------------------|----------------------|---------|-------|---|
| 7th Judicial District Cont. | Lincoln County | Meadow Valley Justice Court | New Filings (cases) | 6 | 10 | 0 | 0 | 9 | 1 | 2 | 11 | 17 | 0 | 23 | 1,184 | 1 | |
| | | Reopened (cases) | 0 | 2 | 0 | 0 | 0 | 0 | 0 | 0 | 0 | 0 | 0 | 0 | 1 | 0 | |
| | | Charges | 10 | 12 | 0 | 0 | 18 | 6 | 3 | 16 | 21 | 0 | 38 | 0 | 1,282 | 1 | |
| | | Grand Total Dispositions | 5 | 10 | 0 | 0 | 8 | 4 | 2 | 9 | 16 | 5 | 23 | 0 | 1,305 | 0 | |
| | | Total Non-Trial Dispositions | 5 | 8 | 0 | 0 | 8 | 4 | 2 | 9 | 15 | 5 | 23 | 0 | 1,304 | 0 | |
| | | Total Trial Dispositions | 0 | 2 | 0 | 0 | 0 | 0 | 0 | 0 | 0 | 1 | 0 | 0 | 1 | 0 | |
| | Pahrangat Valley Justice Court | New Filings (cases) | 1 | 5 | 0 | 1 | 10 | 1 | 0 | 0 | 11 | 2 | 8 | 0 | 3,589 | 0 | |
| | | Reopened (cases) | 0 | 0 | 0 | 0 | 0 | 0 | 0 | 0 | 0 | 0 | 0 | 0 | 10 | 0 | |
| | | Charges | 1 | 6 | 0 | 1 | 15 | 8 | 0 | 0 | 15 | 2 | 10 | 0 | 3,904 | 0 | |
| | | Grand Total Dispositions | 1 | 3 | 0 | 0 | 9 | 1 | 0 | 0 | 6 | 2 | 6 | 0 | 3,486 | 0 | |
| | | Total Non-Trial Dispositions | 1 | 3 | 0 | 0 | 9 | 1 | 0 | 0 | 6 | 2 | 6 | 0 | 3,483 | 0 | |
| | | Total Trial Dispositions | 0 | 0 | 0 | 0 | 0 | 0 | 0 | 0 | 0 | 0 | 0 | 0 | 3 | 0 | |
| White Pine County | Ely Justice Court | New Filings (cases) | 12 | 10 | 0 | 2 | 15 | 6 | 1 | 4 | 28 | 2 | 40 | 0 | 2,652 | 3 | |
| | | Reopened (cases) | 1 | 0 | 0 | 0 | 0 | 0 | 0 | 0 | 0 | 2 | 0 | 0 | 4 | 0 | |
| | | Charges | 20 | 14 | 0 | 2 | 31 | 10 | 1 | 8 | 33 | 4 | 53 | 0 | 2,911 | 5 | |
| | | Grand Total Dispositions | 10 | 9 | 0 | 2 | 12 | 7 | 1 | 3 | 25 | 2 | 43 | 0 | 2,364 | 2 | |
| | | Total Non-Trial Dispositions | 10 | 7 | 0 | 2 | 10 | 7 | 1 | 3 | 24 | 2 | 42 | 0 | 2,361 | 2 | |
| | | Total Trial Dispositions | 0 | 2 | 0 | 0 | 2 | 0 | 0 | 0 | 1 | 0 | 1 | 0 | 3 | 0 | |
| 8th Judicial District | Clark County | Boulder Justice Court | New Filings (cases) | 3 | 1 | 0 | 0 | 1 | 3 | 0 | 0 | 3 | 10 | 5 | 1,676 | 1 | |
| | | | Reopened (cases) | 0 | 0 | 0 | 0 | 0 | 0 | 0 | 0 | 0 | 0 | 0 | 2 | 0 | |
| | | | Charges | 4 | 5 | 0 | 0 | 11 | 8 | 0 | 0 | 5 | 11 | 8 | 0 | 1,812 | 2 |
| | | | Grand Total Dispositions | 5 | 1 | 0 | 0 | 3 | 3 | 0 | 0 | 4 | 6 | 5 | 0 | 1,526 | 1 |
| | | | Total Non-Trial Dispositions | 4 | 1 | 0 | 0 | 2 | 3 | 0 | 0 | 2 | 6 | 5 | 0 | 1,514 | 1 |
| | | | Total Trial Dispositions | 1 | 0 | 0 | 0 | 1 | 0 | 0 | 0 | 2 | 0 | 0 | 0 | 12 | 0 |
| | Bunkerville Justice Court | New Filings (cases) | 2 | 1 | 0 | 0 | 1 | 2 | 0 | 1 | 0 | 0 | 3 | 0 | 634 | 0 | |
| | | Reopened (cases) | 1 | 0 | 0 | 0 | 0 | 0 | 0 | 0 | 0 | 0 | 0 | 0 | 1 | 0 | |
| | | Charges | 2 | 1 | 0 | 0 | 1 | 2 | 0 | 1 | 1 | 1 | 3 | 0 | 729 | 0 | |
| | | Grand Total Dispositions | 3 | 1 | 0 | 0 | 1 | 1 | 0 | 1 | 1 | 1 | 6 | 0 | 677 | 0 | |
| | | Total Non-Trial Dispositions | 3 | 1 | 0 | 0 | 1 | 1 | 0 | 1 | 1 | 1 | 6 | 0 | 676 | 0 | |
| | | Total Trial Dispositions | 0 | 0 | 0 | 0 | 0 | 0 | 0 | 0 | 0 | 0 | 0 | 0 | 1 | 0 | |
| Goodsprings Justice Court | New Filings (cases) | 11 | 9 | 0 | 0 | 23 | 6 | 1 | 8 | 15 | 53 | 37 | 0 | 10,820 | 47 | | |
| | Reopened (cases) | 0 | 0 | 0 | 0 | 0 | 0 | 0 | 0 | 0 | 0 | 0 | 0 | 16 | 0 | | |
| | Charges | 11 | 9 | 0 | 0 | 23 | 7 | 2 | 8 | 16 | 53 | 54 | 0 | 12,749 | 50 | | |
| | Grand Total Dispositions | 10 | 7 | 0 | 0 | 15 | 5 | 1 | 6 | 10 | 45 | 29 | 0 | 9,721 | 42 | | |
| | Total Non-Trial Dispositions | 10 | 7 | 0 | 0 | 15 | 5 | 1 | 6 | 10 | 45 | 28 | 0 | 9,715 | 42 | | |
| | Total Trial Dispositions | 0 | 0 | 0 | 0 | 0 | 0 | 0 | 0 | 0 | 0 | 1 | 0 | 6 | 0 | | |
| Henderson Justice Court | New Filings (cases) | 43 | 18 | 0 | 0 | 84 | 5 | 3 | 6 | 85 | 43 | 185 | 0 | 5,551 | 36 | | |
| | Reopened (cases) | 0 | 1 | 0 | 0 | 0 | 1 | 0 | 1 | 0 | 1 | 2 | 0 | 37 | 0 | | |
| | Charges | 103 | 137 | 0 | 0 | 367 | 225 | 7 | 12 | 120 | 49 | 310 | 0 | 7,153 | 44 | | |
| | Grand Total Dispositions | 48 | 23 | 0 | 0 | 87 | 16 | 3 | 13 | 99 | 47 | 189 | 0 | 6,218 | 44 | | |
| | Total Non-Trial Dispositions | 48 | 22 | 0 | 0 | 87 | 16 | 3 | 13 | 99 | 47 | 189 | 0 | 6,216 | 44 | | |
| | Total Trial Dispositions | 0 | 1 | 0 | 0 | 0 | 0 | 0 | 0 | 0 | 0 | 0 | 0 | 2 | 0 | | |

Source: Uniform System for Judicial Records, Nevada AOC, Research and Statistics Unit.

Table B5-2. Criminal Caseload Processed by Justice Courts in Nevada, Fiscal Year 2019.

| Justice Court, Criminal Caseload, Misdemeanor (5 of 6) | | | Crimes Against Persons, Misdemeanor | Domestic Violence, Misdemeanor | Elder/Vulnerable Persons Abuse, Misdemeanor | Protection Order Violation, Misdemeanor | Crimes Against Property, Misdemeanor | Drugs, Misdemeanor | Weapons, Misdemeanor | Public Order, Misdemeanor | Motor Vehicle - DUI, Misdemeanor | Motor Vehicle - Reckless, Misdemeanor | Other, Misdemeanor | Traffic, Misdemeanor | Parking | | |
|--|------------------------------|------------------------------|-------------------------------------|--------------------------------|---|---|--------------------------------------|--------------------|----------------------|---------------------------|----------------------------------|---------------------------------------|--------------------|----------------------|---------|---------|-------|
| 8th Judicial District Cont. | Clark County Cont. | Las Vegas Justice Court | New Filings (cases) | 2,208 | 4,205 | 0 | 0 | 6,315 | 1,078 | 49 | 2,979 | 2,427 | 287 | 2,966 | 157,227 | 4,244 | |
| | | | Reopened (cases) | 98 | 546 | 0 | 0 | 298 | 24 | 2 | 232 | 346 | 5 | 78 | | | |
| | | | Charges | 2,577 | 5,634 | 0 | 0 | 7,596 | 2,124 | 91 | 3,378 | 3,164 | 379 | 4,548 | | 199,494 | 4,732 |
| | | | Grand Total Dispositions | 2,126 | 4,610 | 0 | 0 | 6,535 | 1,091 | 43 | 3,365 | 3,110 | 308 | 3,028 | | 141,883 | 3,838 |
| | | | Total Non-Trial Dispositions | 2,110 | 4,556 | 0 | 0 | 6,529 | 1,091 | 43 | 3,363 | 3,098 | 306 | 3,021 | | 141,883 | 3,838 |
| | | Total Trial Dispositions | 16 | 54 | 0 | 0 | 6 | 0 | 0 | 2 | 12 | 2 | 7 | | 10 | 0 | |
| | | Laughlin Justice Court | New Filings (cases) | 37 | 71 | 0 | 0 | 121 | 8 | 0 | 9 | 52 | 22 | 77 | | 7,923 | 363 |
| | | | Reopened (cases) | 0 | 0 | 0 | 0 | 0 | 0 | 0 | 0 | 0 | 0 | 0 | | 2 | 0 |
| | | | Charges | 42 | 83 | 0 | 0 | 138 | 19 | 1 | 12 | 57 | 22 | 99 | | 9,813 | 368 |
| | | | Grand Total Dispositions | 27 | 63 | 0 | 0 | 96 | 9 | 0 | 9 | 50 | 15 | 50 | | 6,656 | 447 |
| | | | Total Non-Trial Dispositions | 0 | 0 | 0 | 0 | 0 | 0 | 0 | 0 | 0 | 0 | 0 | | 0 | 0 |
| | | Mesquite Justice Court | New Filings (cases) | 0 | 1 | 0 | 0 | 1 | 0 | 0 | 0 | 0 | 0 | 1 | | 2 | 0 |
| | Reopened (cases) | | 0 | 0 | 0 | 0 | 0 | 0 | 0 | 0 | 0 | 0 | 0 | | 0 | 0 | |
| | Charges | | 3 | 8 | 0 | 0 | 13 | 33 | 0 | 1 | 5 | 0 | 4 | | 16 | 0 | |
| | Grand Total Dispositions | | 0 | 1 | 0 | 0 | 4 | 1 | 0 | 0 | 0 | 0 | 0 | | 2 | 0 | |
| | Total Non-Trial Dispositions | | 0 | 1 | 0 | 0 | 4 | 1 | 0 | 0 | 0 | 0 | 0 | | 2 | 0 | |
| | Moapa Justice Court | New Filings (cases) | 0 | 8 | 0 | 0 | 3 | 1 | 0 | 0 | 8 | 1 | 9 | | 1,866 | 0 | |
| | | Reopened (cases) | 0 | 1 | 0 | 0 | 0 | 0 | 0 | 0 | 0 | 0 | 0 | | 6 | 0 | |
| | | Charges | 0 | 10 | 0 | 0 | 3 | 1 | 0 | 0 | 9 | 3 | 11 | | 2,089 | 0 | |
| | | Grand Total Dispositions | 1 | 4 | 0 | 0 | 1 | 0 | 0 | 0 | 10 | 1 | 9 | | 1,749 | 0 | |
| | | Total Non-Trial Dispositions | 0 | 0 | 0 | 0 | 0 | 0 | 0 | 0 | 0 | 0 | 0 | | 0 | 0 | |
| | Moapa Valley Justice Court | New Filings (cases) | 6 | 13 | 0 | 0 | 13 | 7 | 0 | 3 | 6 | 1 | 43 | | 1,116 | 14 | |
| | | Reopened (cases) | 0 | 0 | 0 | 0 | 0 | 0 | 0 | 0 | 0 | 0 | 0 | | 0 | 0 | |
| | | Charges | 6 | 20 | 0 | 0 | 14 | 7 | 0 | 4 | 8 | 1 | 52 | | 1,318 | 14 | |
| Grand Total Dispositions | | 4 | 10 | 0 | 0 | 10 | 3 | 0 | 1 | 8 | 1 | 23 | | 950 | 12 | | |
| Total Non-Trial Dispositions | | 4 | 6 | 0 | 0 | 9 | 3 | 0 | 1 | 4 | 1 | 23 | | 949 | 11 | | |
| North Las Vegas Justice Court | New Filings (cases) | 29 | 175 | 0 | 0 | 59 | 13 | 0 | 9 | 46 | 4 | 36 | | 1,129 | 0 | | |
| | Reopened (cases) | 1 | 5 | 0 | 0 | 1 | 0 | 0 | 0 | 0 | 0 | 0 | | 2 | 0 | | |
| | Charges | 94 | 329 | 0 | 0 | 315 | 396 | 5 | 37 | 89 | 12 | 291 | | 2,142 | 9 | | |
| | Grand Total Dispositions | 29 | 161 | 0 | 0 | 68 | 26 | 1 | 5 | 52 | 1 | 39 | | 1,074 | 1 | | |
| | Total Non-Trial Dispositions | 28 | 161 | 0 | 0 | 67 | 26 | 1 | 5 | 52 | 1 | 39 | | 1,074 | 1 | | |
| Searchlight Justice Court | New Filings (cases) | 1 | 7 | 0 | 0 | 3 | 6 | 0 | 1 | 7 | 16 | 7 | | 3,818 | 0 | | |
| | Reopened (cases) | 0 | 0 | 0 | 0 | 0 | 0 | 0 | 0 | 0 | 0 | 0 | | 8 | 0 | | |
| | Charges | 1 | 10 | 0 | 0 | 5 | 7 | 0 | 2 | 7 | 17 | 8 | | 4,318 | 1 | | |
| | Grand Total Dispositions | 1 | 7 | 0 | 0 | 2 | 6 | 0 | 0 | 4 | 13 | 3 | | 3,267 | 0 | | |
| | Total Non-Trial Dispositions | 1 | 6 | 0 | 0 | 2 | 6 | 0 | 0 | 4 | 13 | 3 | | 3,259 | 0 | | |
| Total Trial Dispositions | 0 | 1 | 0 | 0 | 0 | 0 | 0 | 0 | 0 | 0 | 0 | | 8 | 0 | | | |

^b Reopened cases not reported.

Source: Uniform System for Judicial Records, Nevada AOC, Research and Statistics Unit.

Table B5-2. Criminal Caseload Processed by Justice Courts in Nevada, Fiscal Year 2019.

| Justice Court, Criminal Caseload, Misdemeanor (6 of 6) | | | Crimes Against Persons, Misdemeanor | Domestic Violence, Misdemeanor | Elder/Vulnerable Persons Abuse, Misdemeanor | Protection Order Violation, Misdemeanor | Crimes Against Property, Misdemeanor | Drugs, Misdemeanor | Weapons, Misdemeanor | Public Order, Misdemeanor | Motor Vehicle - DUI, Misdemeanor | Motor Vehicle - Reckless, Misdemeanor | Other, Misdemeanor | Traffic, Misdemeanor | Parking | |
|--|------------------------------|---------------------------------------|-------------------------------------|--------------------------------|---|---|--------------------------------------|--------------------|----------------------|---------------------------|----------------------------------|---------------------------------------|--------------------|----------------------|---------|----|
| 9th Judicial District | Douglas County | East Fork Justice Court | New Filings (cases) | 66 | 47 | 0 | 0 | 215 | 124 | 6 | 35 | 138 | 29 | 108 | 4,721 | 48 |
| | | Reopened (cases) | 15 | 27 | 0 | 0 | 20 | 23 | 3 | 2 | 37 | 0 | 8 | 66 | 0 | |
| | | Charges | 72 | 55 | 0 | 0 | 270 | 178 | 7 | 74 | 151 | 34 | 140 | 5,930 | 54 | |
| | | Grand Total Dispositions | 97 | 79 | 0 | 0 | 202 | 146 | 7 | 43 | 194 | 26 | 105 | 5,001 | 47 | |
| | Total Non-Trial Dispositions | 93 | 70 | 0 | 0 | 200 | 146 | 7 | 43 | 192 | 25 | 105 | 4,982 | 47 | | |
| | Total Trial Dispositions | 4 | 9 | 0 | 0 | 2 | 0 | 0 | 0 | 2 | 1 | 0 | 19 | 0 | | |
| | Tahoe Justice Court | New Filings (cases) | 84 | 44 | 0 | 4 | 210 | 66 | 1 | 81 | 44 | 6 | 120 | 2,992 | 217 | |
| | Reopened (cases) | 1 | 4 | 0 | 0 | 4 | 3 | 0 | 2 | 1 | 1 | 0 | 0 | 7 | 0 | |
| Charges | 100 | 48 | 0 | 21 | 255 | 92 | 2 | 124 | 51 | 7 | 137 | 3,758 | 225 | | | |
| Grand Total Dispositions | 70 | 38 | 0 | 2 | 196 | 56 | 3 | 75 | 51 | 5 | 112 | 2,710 | 191 | | | |
| Total Non-Trial Dispositions | 66 | 34 | 0 | 2 | 192 | 56 | 3 | 75 | 50 | 5 | 111 | 2,703 | 191 | | | |
| Total Trial Dispositions | 4 | 4 | 0 | 0 | 4 | 0 | 0 | 0 | 1 | 0 | 1 | 7 | 0 | | | |
| 10th Judicial District | Churchill County | New River Justice Court | New Filings (cases) | 25 | 53 | 0 | 4 | 83 | 73 | 3 | 27 | 120 | 11 | 96 | 4,738 | 6 |
| | | Reopened (cases) | 0 | 0 | 0 | 0 | 1 | 0 | 0 | 0 | 0 | 0 | 0 | 5 | 0 | |
| | | Charges | 31 | 54 | 0 | 4 | 114 | 90 | 8 | 39 | 125 | 13 | 121 | 5,687 | 10 | |
| | | Grand Total Dispositions | 31 | 53 | 0 | 3 | 91 | 88 | 4 | 30 | 133 | 10 | 105 | 4,802 | 5 | |
| Total Non-Trial Dispositions | 31 | 48 | 0 | 3 | 90 | 87 | 3 | 30 | 130 | 10 | 102 | 4,784 | 5 | | | |
| Total Trial Dispositions | 0 | 5 | 0 | 0 | 1 | 1 | 1 | 0 | 3 | 0 | 3 | 18 | 0 | | | |
| 11th Judicial District | Lander County | Argenta Justice Court | New Filings (cases) | 12 | 10 | 0 | 0 | 14 | 10 | 0 | 17 | 26 | 1 | 34 | 1,645 | 0 |
| | | Reopened (cases) | 0 | 0 | 0 | 0 | 0 | 0 | 0 | 0 | 0 | 0 | 0 | 0 | 0 | |
| | | Charges | 13 | 10 | 0 | 0 | 16 | 15 | 0 | 19 | 28 | 1 | 37 | 1,883 | 0 | |
| | | Grand Total Dispositions | 14 | 13 | 0 | 1 | 16 | 14 | 0 | 14 | 26 | 2 | 36 | 1,703 | 0 | |
| | | Total Non-Trial Dispositions | 14 | 13 | 0 | 1 | 16 | 14 | 0 | 14 | 26 | 2 | 36 | 1,703 | 0 | |
| | | Total Trial Dispositions | 0 | 0 | 0 | 0 | 0 | 0 | 0 | 0 | 0 | 0 | 0 | 0 | 0 | |
| | Austin Justice Court | New Filings (cases) | 1 | 0 | 0 | 0 | 0 | 0 | 0 | 0 | 1 | 0 | 4 | 1,207 | 0 | |
| | Reopened (cases) | 0 | 0 | 0 | 0 | 0 | 0 | 0 | 0 | 0 | 0 | 0 | 0 | 0 | | |
| | Charges | 1 | 0 | 0 | 0 | 0 | 0 | 0 | 0 | 1 | 0 | 4 | 1,321 | 0 | | |
| | Grand Total Dispositions | 2 | 0 | 0 | 0 | 0 | 0 | 0 | 0 | 1 | 0 | 33 ^c | 1,040 | 0 | | |
| | Total Non-Trial Dispositions | 2 | 0 | 0 | 0 | 0 | 0 | 0 | 0 | 1 | 0 | 33 | 1,040 | 0 | | |
| | Total Trial Dispositions | 0 | 0 | 0 | 0 | 0 | 0 | 0 | 0 | 0 | 0 | 0 | 0 | 0 | | |
| | Mineral County | Hawthorne Justice Court | New Filings (cases) | 12 | 15 | 0 | 0 | 26 | 13 | 0 | 14 | 72 | 22 | 75 | 6,131 | 1 |
| | | Reopened (cases) | 0 | 0 | 0 | 0 | 0 | 1 | 0 | 0 | 0 | 0 | 1 | 11 | 0 | |
| | | Charges | 30 | 27 | 0 | 0 | 54 | 56 | 3 | 31 | 92 | 25 | 142 | 6,964 | 1 | |
| | | Grand Total Dispositions ^f | 4 | 11 | 0 | 0 | 16 | 6 | 0 | 11 | 27 | 6 | 13 | 2,344 | 1 | |
| Total Non-Trial Dispositions | 4 | 11 | 0 | 0 | 16 | 6 | 0 | 11 | 27 | 6 | 13 | 2,342 | 1 | | | |
| Total Trial Dispositions | 0 | 0 | 0 | 0 | 0 | 0 | 0 | 0 | 0 | 0 | 0 | 2 | 0 | | | |
| Pershing County | Lake Justice Court | New Filings (cases) | 15 | 27 | 0 | 1 | 22 | 70 | 2 | 9 | 22 | 4 | 47 | 1,343 | 0 | |
| | Reopened (cases) | 0 | 0 | 0 | 0 | 0 | 0 | 0 | 0 | 0 | 0 | 0 | 0 | 0 | | |
| | Charges | 15 | 30 | 0 | 1 | 28 | 111 | 2 | 15 | 26 | 4 | 61 | 1,571 | 0 | | |
| | Grand Total Dispositions | 14 | 19 | 0 | 1 | 19 | 55 | 2 | 8 | 31 | 6 | 47 | 1,377 | 0 | | |
| Total Non-Trial Dispositions | 14 | 19 | 0 | 1 | 19 | 55 | 2 | 8 | 31 | 5 | 45 | 1,375 | 0 | | | |
| Total Trial Dispositions | 0 | 0 | 0 | 0 | 0 | 0 | 0 | 0 | 0 | 1 | 2 | 2 | 0 | | | |

^c Includes administrative case closures.

^f Incomplete.

Source: Uniform System for Judicial Records, Nevada AOC, Research and Statistics Unit.

Table B7-1. Criminal Caseload Processed by Municipal Courts in Nevada, Fiscal Year 2019.

| Municipal Court, Criminal Caseload, Aggregate (1 of 2) | | | Misdemeanor (Non-Traffic), Total | Traffic and Parking Totals | |
|--|-------------------------------|---------------------------------|----------------------------------|----------------------------|------------|
| Totals^a | Nevada Municipal Courts | New Filings (cases) | 47,230 | 139,257 | |
| | | Reopened (cases) | 4,992 | 8,373 | |
| | | Charges | 58,954 | 190,234 | |
| | | Grand Total Dispositions | 49,663 | 142,480 | |
| | | Total Non-Trial Dispositions | 49,326 | 142,163 | |
| | | Total Trial Dispositions | 337 | 317 | |
| 2nd Judicial District | Washoe County | New Filings (cases) | 8,337 | 10,632 | |
| | | Reopened (cases) | 837 | 537 | |
| | | Charges | 9,472 | 15,085 | |
| | | Grand Total Dispositions | 8,346 | 11,098 | |
| | | Total Non-Trial Dispositions | 8,296 | 11,051 | |
| | | Total Trial Dispositions | 50 | 47 | |
| | Sparks Municipal Court | New Filings (cases) | 1,911 | 3,781 | |
| | | Reopened (cases) ^b | 12 | 4 | |
| | | Charges | 2,251 | 5,837 | |
| | | Grand Total Dispositions | 2,442 | 4,435 | |
| | | Total Non-Trial Dispositions | 2,436 | 4,418 | |
| | | Total Trial Dispositions | 6 | 17 | |
| 3rd Judicial District | Lyon County | New Filings (cases) | 434 | 3,227 | |
| | | Reopened (cases) | 0 | 0 | |
| | | Charges | 503 | 4,181 | |
| | | Grand Total Dispositions | 409 | 3,025 | |
| | | Total Non-Trial Dispositions | 405 | 3,023 | |
| | | Total Trial Dispositions | 4 | 2 | |
| | Yerington Municipal Court | New Filings (cases) | 78 | 99 | |
| | | Reopened (cases) ^c | - | - | |
| | | Charges | 98 | 143 | |
| | | Grand Total Dispositions | 60 | 87 | |
| | | Total Non-Trial Dispositions | 60 | 87 | |
| | | Total Trial Dispositions | 0 | 0 | |
| 4th Judicial District | Elko County | New Filings (cases) | 44 | 115 | |
| | | Reopened (cases) | 1 | 0 | |
| | | Charges | 51 | 117 | |
| | | Grand Total Dispositions | 41 | 118 | |
| | | Total Non-Trial Dispositions | 40 | 116 | |
| | | Total Trial Dispositions | 1 | 2 | |
| | | Elko Municipal Court | New Filings (cases) | 264 | 274 |
| | | | Reopened (cases) | 110 | 10 |
| | | | Charges | 349 | 338 |
| | | | Grand Total Dispositions | 352 | 238 |
| | | | Total Non-Trial Dispositions | 343 | 237 |
| | | | Total Trial Dispositions | 9 | 1 |
| | Wells Municipal Court | New Filings (cases) | 8 | 39 | |
| | | Reopened (cases) | 0 | 0 | |
| | | Charges | 10 | 49 | |
| | | Grand Total Dispositions | 7 | 39 | |
| | | Total Non-Trial Dispositions | 7 | 38 | |
| | | Total Trial Dispositions | 0 | 1 | |
| | West Wendover Municipal Court | New Filings (cases) | 109 | 499 | |
| | | Reopened (cases) | 0 | 0 | |
| | | Charges | 123 | 556 | |
| | | Grand Total Dispositions | 109 | 464 | |
| | | Total Non-Trial Dispositions | 107 | 461 | |
| | | Total Trial Dispositions | 2 | 3 | |

^a Totals reflect aggregate information from the Nevada Municipal Courts. Information contained herein may reflect non-standard reporting and is noted by subsequent footnotes. Case types determined by the USJR charge hierarchy defined in the Nevada Courts Statistical Reporting Dictionary.

^b Reopen counts under-reported.

^c Reopen counts not reported.

Source: Uniform System for Judicial Records, Nevada AOC, Research and Statistics Unit.

Table B7-1. Criminal Caseload Processed by Municipal Courts in Nevada, Fiscal Year 2019.

| Municipal Court, Criminal Caseload, Aggregate (2 of 2) | | | Misdemeanor (Non-Traffic), Total | Traffic and Parking Totals | | |
|--|---------------------------------|---------------------------------|----------------------------------|----------------------------|--------|--------|
| 7th Judicial District | Lincoln County | Caliente Municipal Court | New Filings (cases) | 1 | 0 | |
| | | | Reopened (cases) | 0 | 0 | |
| | | | Charges | 1 | 0 | |
| | | | Grand Total Dispositions | 1 | 0 | |
| | | | Total Non-Trial Dispositions | 1 | 0 | |
| | | Total Trial Dispositions | 0 | 0 | | |
| | White Pine County | Ely Municipal Court | New Filings (cases) | 179 | 322 | |
| | | | Reopened (cases) ^b | 0 | 1 | |
| | | | Charges | 212 | 447 | |
| | | | Grand Total Dispositions | 163 | 333 | |
| | | Total Non-Trial Dispositions | 156 | 329 | | |
| | Total Trial Dispositions | 7 | 4 | | | |
| 8th Judicial District | Clark County | Boulder Municipal Court | New Filings (cases) | 379 | 3,715 | |
| | | | Reopened (cases) | 13 | 15 | |
| | | | Charges | 492 | 4,728 | |
| | | | Grand Total Dispositions | 356 | 3,126 | |
| | | | Total Non-Trial Dispositions | 346 | 3,126 | |
| | | | Total Trial Dispositions | 10 | 0 | |
| | | | Henderson Municipal Court | New Filings (cases) | 6,158 | 30,439 |
| | | | Reopened (cases) ^d | 3,959 | 7,671 | |
| | | | Charges | 7,957 | 39,494 | |
| | | | Grand Total Dispositions | 8,765 | 33,302 | |
| | | Total Non-Trial Dispositions | 8,698 | 33,253 | | |
| | | Total Trial Dispositions | 67 | 49 | | |
| | | Las Vegas Municipal Court | New Filings (cases) | 23,098 | 60,328 | |
| | | Reopened (cases) | 57 | 134 | | |
| | | Charges | 29,650 | 79,654 | | |
| | | Grand Total Dispositions | 22,376 | 59,580 | | |
| | | Total Non-Trial Dispositions | 22,240 | 59,458 | | |
| | | Total Trial Dispositions | 136 | 122 | | |
| | | Mesquite Municipal Court | New Filings (cases) | 656 | 1,488 | |
| | | Reopened (cases) | 0 | 0 | | |
| | Charges | 844 | 1,982 | | | |
| | Grand Total Dispositions | 597 | 1,460 | | | |
| | Total Non-Trial Dispositions | 592 | 1,458 | | | |
| | Total Trial Dispositions | 5 | 2 | | | |
| | North Las Vegas Municipal Court | New Filings (cases) | 5,162 | 23,607 | | |
| | Reopened (cases) | 0 | 0 | | | |
| | Charges | 6,498 | 36,594 | | | |
| | Grand Total Dispositions | 5,255 | 24,475 | | | |
| | Total Non-Trial Dispositions | 5,217 | 24,409 | | | |
| | Total Trial Dispositions | 38 | 66 | | | |
| 10th Judicial District | Churchill County | Fallon Municipal Court | New Filings (cases) | 412 | 692 | |
| | | | Reopened (cases) | 3 | 1 | |
| | | | Charges | 443 | 1,029 | |
| | | | Grand Total Dispositions | 384 | 700 | |
| | | | Total Non-Trial Dispositions | 382 | 699 | |
| | Total Trial Dispositions | 2 | 1 | | | |

^b Reopen counts under-reported.

^d Reopen counts over-reported.

Source: Uniform System for Judicial Records, Nevada AOC, Research and Statistics Unit.

Table B7-2. Criminal Caseload Processed by Municipal Courts in Nevada, Fiscal Year 2019.

| Municipal Court, Criminal Caseload, Misdemeanor (1 of 3) | | | Crimes Against Persons, Misdemeanor | Domestic Violence, Misdemeanor | Elder/Vulnerable Persons Abuse, Misdemeanor | Protection Order Violation, Misdemeanor | Crimes Against Property, Misdemeanor | Drugs, Misdemeanor | Weapons, Misdemeanor | Public Order, Misdemeanor | Motor Vehicle - DUI, Misdemeanor | Motor Vehicle - Reckless, Misdemeanor | Other, Misdemeanor | Traffic, Misdemeanor | Parking | |
|--|--------------------------------|----------------------------------|-------------------------------------|--------------------------------|---|---|--------------------------------------|--------------------|----------------------|---------------------------|----------------------------------|---------------------------------------|--------------------|----------------------|----------------|------------|
| Totals^a | Nevada Municipal Courts | New Filings (cases) | 3,595 | 7,401 | 0 | 362 | 6,643 | 4,367 | 183 | 5,569 | 4,788 | 643 | 13,679 | 137,340 | 1,917 | |
| | | Reopened (cases) | 244 | 1,056 | 1 | 85 | 919 | 780 | 12 | 175 | 770 | 47 | 903 | 8,257 | 116 | |
| | | Charges | 4,486 | 7,905 | 0 | 501 | 7,373 | 5,725 | 313 | 6,992 | 7,344 | 982 | 17,333 | 188,011 | 2,223 | |
| | | Grand Total Dispositions | 3,633 | 8,405 | 2 | 448 | 7,175 | 5,183 | 173 | 5,441 | 5,062 | 634 | 13,507 | 140,248 | 2,232 | |
| | | Total Non-Trial Dispositions | 3,575 | 8,311 | 2 | 448 | 7,157 | 5,178 | 173 | 5,410 | 5,014 | 610 | 13,448 | 139,943 | 2,220 | |
| | Total Trial Dispositions | 58 | 94 | 0 | 0 | 18 | 5 | 0 | 31 | 48 | 24 | 59 | 305 | 12 | | |
| 2nd Judicial District | Washoe County | Reno Municipal Court | New Filings (cases) | 559 | 407 | 0 | 47 | 2,741 | 366 | 17 | 2,080 | 853 | 141 | 1,126 | 10,619 | 13 |
| | | | Reopened (cases) | 69 | 103 | 0 | 7 | 190 | 38 | 4 | 88 | 252 | 17 | 69 | 537 | 0 |
| | | | Charges | 615 | 422 | 0 | 81 | 2,962 | 456 | 21 | 2,254 | 922 | 212 | 1,527 | 15,051 | 34 |
| | | | Grand Total Dispositions | 597 | 446 | 0 | 52 | 2,617 | 375 | 20 | 1,946 | 973 | 140 | 1,180 | 11,080 | 18 |
| | | | Total Non-Trial Dispositions | 589 | 433 | 0 | 52 | 2,611 | 375 | 20 | 1,941 | 963 | 137 | 1,175 | 11,033 | 18 |
| | | Total Trial Dispositions | 8 | 13 | 0 | 0 | 6 | 0 | 0 | 5 | 10 | 3 | 5 | 47 | 0 | |
| | | Sparks Municipal Court | New Filings (cases) | 102 | 350 | 0 | 19 | 608 | 152 | 9 | 146 | 249 | 28 | 248 | 3,554 | 227 |
| | | Reopened (cases) ^b | 1 | 1 | 0 | 0 | 4 | 1 | 0 | 0 | 3 | 1 | 1 | 3 ^b | 1 ^b | |
| | | Charges | 109 | 386 | 0 | 27 | 666 | 199 | 17 | 180 | 268 | 38 | 361 | 5,503 | 334 | |
| | | Grand Total Dispositions | 158 | 484 | 0 | 20 | 731 | 226 | 12 | 168 | 350 | 44 | 249 | 4,231 | 204 | |
| | Total Non-Trial Dispositions | 158 | 480 | 0 | 20 | 730 | 226 | 12 | 168 | 350 | 44 | 248 | 4,216 | 202 | | |
| | Total Trial Dispositions | 0 | 4 | 0 | 0 | 1 | 0 | 0 | 0 | 0 | 0 | 1 | 15 | 2 | | |
| 3rd Judicial District | Lyon County | Fernley Municipal Court | New Filings (cases) | 61 | 57 | 0 | 2 | 158 | 16 | 2 | 18 | 51 | 4 | 65 | 3,204 | 23 |
| | | | Reopened (cases) | 0 | 0 | 0 | 0 | 0 | 0 | 0 | 0 | 0 | 0 | 0 | 0 | 0 |
| | | | Charges | 68 | 59 | 0 | 2 | 183 | 22 | 4 | 21 | 54 | 7 | 83 | 4,152 | 29 |
| | | | Grand Total Dispositions | 60 | 53 | 0 | 2 | 134 | 18 | 3 | 36 | 43 | 2 | 58 | 3,003 | 22 |
| | | | Total Non-Trial Dispositions | 59 | 50 | 0 | 2 | 134 | 18 | 3 | 36 | 43 | 2 | 58 | 3,001 | 22 |
| | | Total Trial Dispositions | 1 | 3 | 0 | 0 | 0 | 0 | 0 | 0 | 0 | 0 | 0 | 2 | 0 | |
| | | Yerington Municipal Court | New Filings (cases) | 0 | 12 | 0 | 0 | 0 | 5 | 0 | 25 | 7 | 0 | 29 | 99 | 0 |
| | | Reopened (cases) ^b | - | - | - | - | - | - | - | - | - | - | - | - ^c | - ^c | |
| | | Charges | 0 | 14 | 0 | 0 | 0 | 10 | 0 | 27 | 17 | 0 | 30 | 143 | 0 | |
| | | Grand Total Dispositions | 0 | 9 | 0 | 0 | 0 | 5 | 0 | 17 | 4 | 0 | 25 | 87 | 0 | |
| | Total Non-Trial Dispositions | 0 | 9 | 0 | 0 | 0 | 5 | 0 | 17 | 4 | 0 | 25 | 87 | 0 | | |
| | Total Trial Dispositions | 0 | 0 | 0 | 0 | 0 | 0 | 0 | 0 | 0 | 0 | 0 | 0 | 0 | | |

^a Totals reflect aggregate information from the Nevada Municipal Courts. Information contained herein may reflect non-standard reporting and is noted by subsequent footnotes. Case types determined by the USJR charge hierarchy defined in the Nevada Courts Statistical Reporting Dictionary.

^b Reopen counts under-reported.

^c Reopen counts not reported.

Source: Uniform System for Judicial Records, Nevada AOC, Research and Statistics Unit.

Table B7-2. Criminal Caseload Processed by Municipal Courts in Nevada, Fiscal Year 2019.

| Municipal Court, Criminal Caseload, Misdemeanor (2 of 3) | | | Crimes Against Persons, Misdemeanor | Domestic Violence, Misdemeanor | Elder/Vulnerable Persons Abuse, Misdemeanor | Protection Order Violation, Misdemeanor | Crimes Against Property, Misdemeanor | Drugs, Misdemeanor | Weapons, Misdemeanor | Public Order, Misdemeanor | Motor Vehicle - DUI, Misdemeanor | Motor Vehicle - Reckless, Misdemeanor | Other, Misdemeanor | Traffic, Misdemeanor | Parking | |
|--|---------------------|-------------------------------|-------------------------------------|--------------------------------|---|---|--------------------------------------|--------------------|----------------------|---------------------------|----------------------------------|---------------------------------------|--------------------|----------------------|----------------|----|
| 4th Judicial District | Elko County | Carlin Municipal Court | New Filings (cases) | 0 | 0 | 0 | 0 | 0 | 0 | 21 | 0 | 0 | 23 | 109 | 6 | |
| | | Reopened (cases) | 0 | 0 | 0 | 0 | 0 | 0 | 0 | 1 | 0 | 0 | 0 | 0 | 0 | |
| | | Charges | 0 | 0 | 0 | 0 | 0 | 0 | 0 | 23 | 0 | 0 | 28 | 111 | 6 | |
| | | Grand Total Dispositions | 1 | 0 | 0 | 0 | 0 | 0 | 0 | 16 | 0 | 0 | 24 | 112 | 6 | |
| | | Total Non-Trial Dispositions | 1 | 0 | 0 | 0 | 0 | 0 | 0 | 16 | 0 | 0 | 23 | 110 | 6 | |
| | | Total Trial Dispositions | 0 | 0 | 0 | 0 | 0 | 0 | 0 | 0 | 0 | 0 | 1 | 2 | 0 | |
| | | Elko Municipal Court | New Filings (cases) | 1 | 0 | 0 | 0 | 38 | 0 | 1 | 73 | 59 | 1 | 91 | 264 | 10 |
| | | Reopened (cases) | 4 | 0 | 0 | 0 | 37 | 0 | 0 | 21 | 35 | 0 | 13 | 10 | 0 | |
| | | Charges | 1 | 0 | 0 | 0 | 39 | 0 | 1 | 87 | 64 | 3 | 154 | 327 | 11 | |
| | | Grand Total Dispositions | 4 | 0 | 0 | 0 | 71 | 1 | 0 | 103 | 84 | 3 | 86 | 231 | 7 | |
| | | Total Non-Trial Dispositions | 4 | 0 | 0 | 0 | 71 | 1 | 0 | 103 | 79 | 2 | 83 | 230 | 7 | |
| | | Total Trial Dispositions | 0 | 0 | 0 | 0 | 0 | 0 | 0 | 0 | 5 | 1 | 3 | 1 | 0 | |
| | | Wells Municipal Court | New Filings (cases) | 0 | 0 | 0 | 0 | 3 | 0 | 0 | 3 | 0 | 1 | 1 | 39 | 0 |
| | | Reopened (cases) | 0 | 0 | 0 | 0 | 0 | 0 | 0 | 0 | 0 | 0 | 0 | 0 | 0 | 0 |
| | | Charges | 0 | 0 | 0 | 0 | 3 | 0 | 0 | 4 | 1 | 1 | 1 | 49 | 0 | |
| | | Grand Total Dispositions | 0 | 0 | 0 | 0 | 1 | 0 | 0 | 2 | 0 | 2 | 2 | 39 | 0 | |
| Total Non-Trial Dispositions | 0 | 0 | 0 | 0 | 1 | 0 | 0 | 2 | 0 | 2 | 2 | 38 | 0 | | | |
| Total Trial Dispositions | 0 | 0 | 0 | 0 | 0 | 0 | 0 | 0 | 0 | 0 | 0 | 1 | 0 | | | |
| West Wendover Municipal Court | New Filings (cases) | 6 | 0 | 0 | 0 | 48 | 0 | 0 | 13 | 31 | 0 | 11 | 498 | 1 | | |
| Reopened (cases) | 0 | 0 | 0 | 0 | 0 | 0 | 0 | 0 | 0 | 0 | 0 | 0 | 0 | 0 | | |
| Charges | 7 | 0 | 0 | 0 | 51 | 0 | 0 | 17 | 31 | 3 | 14 | 555 | 1 | | | |
| Grand Total Dispositions | 14 | 0 | 0 | 0 | 38 | 0 | 1 | 13 | 27 | 1 | 15 | 462 | 2 | | | |
| Total Non-Trial Dispositions | 14 | 0 | 0 | 0 | 38 | 0 | 1 | 13 | 25 | 1 | 15 | 459 | 2 | | | |
| Total Trial Dispositions | 0 | 0 | 0 | 0 | 0 | 0 | 0 | 0 | 2 | 0 | 0 | 3 | 0 | | | |
| 7th Judicial District | White Pine County | Caliente Municipal Court | New Filings (cases) | 0 | 0 | 0 | 0 | 0 | 0 | 0 | 0 | 0 | 1 | 0 | 0 | |
| | | | Reopened (cases) | 0 | 0 | 0 | 0 | 0 | 0 | 0 | 0 | 0 | 0 | 0 | 0 | 0 |
| | | | Charges | 0 | 0 | 0 | 0 | 0 | 0 | 0 | 0 | 0 | 0 | 1 | 0 | 0 |
| | | | Grand Total Dispositions | 0 | 0 | 0 | 0 | 0 | 0 | 0 | 0 | 0 | 0 | 1 | 0 | 0 |
| | | | Total Non-Trial Dispositions | 0 | 0 | 0 | 0 | 0 | 0 | 0 | 0 | 0 | 0 | 0 | 1 | 0 |
| | | | Total Trial Dispositions | 0 | 0 | 0 | 0 | 0 | 0 | 0 | 0 | 0 | 0 | 0 | 0 | 0 |
| White Pine County | Ely Municipal Court | New Filings (cases) | 22 | 1 | 0 | 0 | 17 | 0 | 2 | 81 | 49 | 1 | 6 | 317 | 5 | |
| | | Reopened (cases) ^b | 0 | 0 | 0 | 0 | 0 | 0 | 0 | 0 | 0 | 0 | 0 | 1 | 0 ^b | |
| | | Charges | 23 | 1 | 0 | 0 | 17 | 0 | 2 | 108 | 53 | 2 | 6 | 442 | 5 | |
| | | Grand Total Dispositions | 16 | 5 | 0 | 1 | 21 | 0 | 0 | 67 | 50 | 0 | 3 | 326 | 7 | |
| | | Total Non-Trial Dispositions | 16 | 5 | 0 | 1 | 19 | 0 | 0 | 63 | 50 | 0 | 2 | 322 | 7 | |
| | | Total Trial Dispositions | 0 | 0 | 0 | 0 | 2 | 0 | 0 | 4 | 0 | 0 | 1 | 4 | 0 | |

^b Reopen counts under-reported.

Source: Uniform System for Judicial Records, Nevada AOC, Research and Statistics Unit.

Table B7-2. Criminal Caseload Processed by Municipal Courts in Nevada, Fiscal Year 2019.

| Municipal Court, Criminal Caseload, Misdemeanor (3 of 3) | | | Crimes Against Persons, Misdemeanor | Domestic Violence, Misdemeanor | Elder/Vulnerable Persons Abuse, Misdemeanor | Protection Order Violation, Misdemeanor | Crimes Against Property, Misdemeanor | Drugs, Misdemeanor | Weapons, Misdemeanor | Public Order, Misdemeanor | Motor Vehicle - DUI, Misdemeanor | Motor Vehicle - Reckless, Misdemeanor | Other, Misdemeanor | Traffic, Misdemeanor | Parking | | |
|--|------------------------------|---------------------------|-------------------------------------|--------------------------------|---|---|--------------------------------------|--------------------|----------------------|---------------------------|----------------------------------|---------------------------------------|--------------------|----------------------|---------|--------|-----|
| 8th Judicial District | Clark County | Boulder Municipal Court | New Filings (cases) | 33 | 36 | 0 | 5 | 42 | 37 | 2 | 21 | 65 | 43 | 95 | 3,669 | 46 | |
| | | | Reopened (cases) | 0 | 5 | 0 | 0 | 1 | 3 | 0 | 0 | 0 | 4 | 0 | 0 | 15 | 0 |
| | | | Charges | 38 | 41 | 0 | 5 | 51 | 64 | 3 | 28 | 77 | 46 | 139 | 0 | 4,670 | 58 |
| | | | Grand Total Dispositions | 25 | 40 | 0 | 6 | 39 | 44 | 4 | 19 | 71 | 24 | 84 | 0 | 3,069 | 57 |
| | | | Total Non-Trial Dispositions | 24 | 33 | 0 | 6 | 38 | 44 | 4 | 18 | 71 | 24 | 84 | 0 | 3,069 | 57 |
| | | Total Trial Dispositions | 1 | 7 | 0 | 0 | 1 | 0 | 0 | 1 | 0 | 0 | 0 | 0 | 0 | 0 | 0 |
| | | Henderson Municipal Court | New Filings (cases) | 344 | 1,048 | 0 | 90 | 915 | 979 | 17 | 160 | 540 | 23 | 2,042 | 0 | 29,695 | 744 |
| | | | Reopened (cases) ^d | 167 | 936 | 1 | 78 | 676 | 727 | 8 | 60 | 462 | 28 | 816 | 0 | 7,653 | 18 |
| | | | Charges | 367 | 1,142 | 0 | 118 | 1,002 | 1,219 | 38 | 188 | 659 | 29 | 3,195 | 0 | 38,689 | 805 |
| | | | Grand Total Dispositions | 476 | 1,880 | 2 | 163 | 1,298 | 1,407 | 20 | 164 | 897 | 29 | 2,429 | 0 | 32,637 | 665 |
| | | | Total Non-Trial Dispositions | 464 | 1,854 | 2 | 163 | 1,296 | 1,405 | 20 | 161 | 889 | 29 | 2,415 | 0 | 32,590 | 663 |
| | | Total Trial Dispositions | 12 | 26 | 0 | 0 | 2 | 2 | 0 | 3 | 8 | 0 | 14 | 0 | 47 | 2 | |
| | | Las Vegas Municipal Court | New Filings (cases) | 2,098 | 4,375 | 0 | 155 | 1,347 | 2,149 | 101 | 2,818 | 2,249 | 242 | 7,564 | 0 | 59,818 | 510 |
| | | | Reopened (cases) | 3 | 11 | 0 | 0 | 10 | 10 | 0 | 5 | 14 | 1 | 3 | 0 | 37 | 97 |
| | | | Charges | 2,863 | 4,655 | 0 | 166 | 1,539 | 2,965 | 194 | 3,895 | 4,524 | 462 | 8,387 | 0 | 79,138 | 516 |
| | Grand Total Dispositions | | 1,903 | 4,326 | 0 | 169 | 1,461 | 2,450 | 79 | 2,804 | 1,950 | 243 | 6,991 | 0 | 59,064 | 516 | |
| | Total Non-Trial Dispositions | | 1,870 | 4,296 | 0 | 169 | 1,457 | 2,448 | 79 | 2,787 | 1,930 | 240 | 6,964 | 0 | 58,950 | 508 | |
| | Total Trial Dispositions | 33 | 30 | 0 | 0 | 4 | 2 | 0 | 17 | 20 | 3 | 27 | 0 | 114 | 8 | | |
| | Mesquite Municipal Court | New Filings (cases) | 46 | 86 | 0 | 2 | 222 | 69 | 1 | 97 | 77 | 5 | 51 | 0 | 1,466 | 22 | |
| | | Reopened (cases) | 0 | 0 | 0 | 0 | 0 | 0 | 0 | 0 | 0 | 0 | 0 | 0 | 0 | 0 | |
| | | Charges | 52 | 95 | 0 | 2 | 274 | 121 | 1 | 141 | 88 | 8 | 62 | 0 | 1,960 | 22 | |
| Grand Total Dispositions | | 40 | 77 | 0 | 1 | 207 | 61 | 1 | 74 | 82 | 3 | 51 | 0 | 1,437 | 23 | | |
| Total Non-Trial Dispositions | | 40 | 77 | 0 | 1 | 205 | 60 | 1 | 73 | 82 | 3 | 50 | 0 | 1,435 | 23 | | |
| Total Trial Dispositions | 0 | 0 | 0 | 0 | 2 | 1 | 0 | 1 | 0 | 0 | 1 | 0 | 2 | 0 | | | |
| North Las Vegas Municipal Court | New Filings (cases) | 297 | 1,004 | 0 | 42 | 436 | 576 | 31 | 0 | 508 | 154 | 2,114 | 0 | 23,297 | 310 | | |
| | Reopened (cases) | 0 | 0 | 0 | 0 | 0 | 0 | 0 | 0 | 0 | 0 | 0 | 0 | 0 | 0 | | |
| | Charges | 316 | 1,064 | 0 | 100 | 510 | 643 | 32 | 0 | 533 | 168 | 3,132 | 0 | 36,194 | 400 | | |
| | Grand Total Dispositions | 317 | 1,057 | 0 | 34 | 479 | 577 | 33 | 0 | 489 | 143 | 2,126 | 0 | 23,771 | 704 | | |
| | Total Non-Trial Dispositions | 314 | 1,047 | 0 | 34 | 479 | 577 | 33 | 0 | 487 | 126 | 2,120 | 0 | 23,705 | 704 | | |
| Total Trial Dispositions | 3 | 10 | 0 | 0 | 0 | 0 | 0 | 0 | 2 | 17 | 6 | 0 | 66 | 0 | | | |
| 10th Judicial District | Churchill County | Fallon Municipal Court | New Filings (cases) | 26 | 25 | 0 | 0 | 68 | 18 | 0 | 13 | 50 | 0 | 212 | 692 | 0 | |
| | | | Reopened (cases) | 0 | 0 | 0 | 0 | 1 | 1 | 0 | 0 | 0 | 0 | 1 | 1 | 0 | |
| | | | Charges | 27 | 26 | 0 | 0 | 76 | 26 | 0 | 19 | 53 | 3 | 213 | 0 | 1,027 | 2 |
| | | | Grand Total Dispositions | 22 | 28 | 0 | 0 | 78 | 19 | 0 | 12 | 42 | 0 | 183 | 0 | 699 | 1 |
| | | | Total Non-Trial Dispositions | 22 | 27 | 0 | 0 | 78 | 19 | 0 | 12 | 41 | 0 | 183 | 0 | 698 | 1 |
| Total Trial Dispositions | 0 | 1 | 0 | 0 | 0 | 0 | 0 | 0 | 1 | 0 | 0 | 0 | 1 | 0 | | | |

^d Reopen counts over-reported.

Source: Uniform System for Judicial Records, Nevada AOC, Research and Statistics Unit.



Protection Orders



Protection Order Statistics

One Protection Order Granted Every 34 Minutes, 33 Seconds

| Protection Orders | Orders | % of TPO | % Change from 2017 | Orders / 1,000 Pop |
|-------------------|--------|----------|--------------------|--------------------|
| Temporary | 12,251 | | -10.43% | 4.04 |
| Extended | 2,961 | 24.17% | -6.48% | 0.98 |

| | | | | |
|---|-------|--------|-------|------|
| TPO Including Custody of a Minor | 1,801 | 14.70% | 2.86% | 0.59 |
|---|-------|--------|-------|------|

| Served to Adverse Party | | Expire or Dissolved | |
|-------------------------|--------------|---------------------|--------------|
| TPO | 804 | TPO | 4,878 |
| EXT | 613 | EXT | 1,882 |
| Total | 1,417 | Total | 6,760 |



About Protection Orders

The reporting of the protection order data presented here is collected per the guidelines set forth in Nevada Revised Statute 179A.350.

NRS 179A.350 Creation; contents; prompt entry of information; accessibility; submission of report to Legislature.

1. The Repository for Information Concerning Orders for Protection Against Domestic Violence is hereby created within the Central Repository.
2. Except as otherwise provided in subsection 6, the Repository for Information Concerning Orders for Protection Against Domestic Violence must contain a complete and systematic record of all temporary and extended orders for protection against domestic violence issued or registered in the State of Nevada and all Canadian domestic-violence protection orders registered in the State of Nevada, in accordance with regulations adopted by the Director of the Department, including, without limitation, any information received pursuant to [NRS 33.095](#). Information received by the Central Repository pursuant to [NRS 33.095](#) must be entered in the Repository for Information Concerning Orders for Protection Against Domestic Violence not later than 8 hours after it is received by the Central Repository.
3. The information in the Repository for Information Concerning Orders for Protection Against Domestic Violence must be accessible by computer at all times to each agency of criminal justice.
4. On or before July 1 of each year, the Director of the Department shall submit to the Director of the Legislative Counsel Bureau a written report concerning all temporary and extended orders for protection against domestic violence issued pursuant to NRS 33.020 during the previous calendar year that were transmitted to the Repository for Information Concerning Orders for Protection Against Domestic Violence. The report must include, without limitation, information for each court that issues temporary or extended orders for protection against domestic violence concerning:
 - a. The total number of temporary and extended orders that were granted by the court pursuant to [NRS 33.020](#) during the calendar year to which the report pertains;
 - b. The number of temporary and extended orders that were granted to women;
 - c. The number of temporary and extended orders that were granted to men;
 - d. The number of temporary and extended orders that were vacated or expired;
 - e. The number of temporary orders that included a grant of temporary custody of a minor child; and
 - f. The number of temporary and extended orders that were served on the adverse party.
5. The information provided pursuant to subsection 4 must include only aggregate information for statistical purposes and must exclude any identifying information relating to a particular person.
6. The Repository for Information Concerning Orders for Protection Against Domestic Violence must not contain any information concerning an event that occurred before October 1, 1998.
7. As used in this section, "Canadian domestic-violence protection order" has the meaning ascribed to it in [NRS 33.119](#).

(Added to NRS by [1997, 1803](#); [A 2007, 2483](#); [2015, 2765](#); [2017, 624](#))



Nevada Department of
Public Safety
DEDICATION PRIDE SERVICE



Protection Orders

Definitions

The following report will describe and summarize temporary and extended protection orders issued in the State of Nevada. These reports are broken down to show which orders were granted to men and to women. Also included is a listing of those orders that included custody of a minor child and available historic data.

The information contained in this report was gathered using a different methodology than in previous years. Previously the data presented was an aggregate of all protection orders issued including all modifications they may have undergone. However, the new methodology aggregates the total number of Temporary Protection Orders and Extended Protection Orders issued per person. This results in a much lower figure than reported in previous years. For reference, the new methodology has been used to supply historical data from 2010 through 2013 for comparison.

- **Temporary Protection Order:** Can be granted within 24 hours of receiving the application and in effect up to 30 days or until scheduled court hearing.
- **Extended Protection Order:** Awarded only after a hearing before a judge and in effect for up to one year.
- **Expired Order:** A Temporary Protection Order or Extended Protection Order that has reached the expiration date and was not extended further.
- **Vacated Order:** A Temporary Protection Order or Extended Protection Order that was cancelled or dissolved prior to the expiration date.

Any of the above orders can also include a grant of temporary custody of a minor child.

Note that on the graphs you will see gender described as male, female, and unknown. Unknown includes those who entered unknown on the application, or those that did not complete the gender portion of the application.

In Nevada, only Protection Orders granted due to Domestic Violence or Domestic Battery are entered into the state Criminal Justice Information System; therefore, these reports do not include any Protection Orders issued for any other reason (i.e. Stalking, Harassment, etc.).

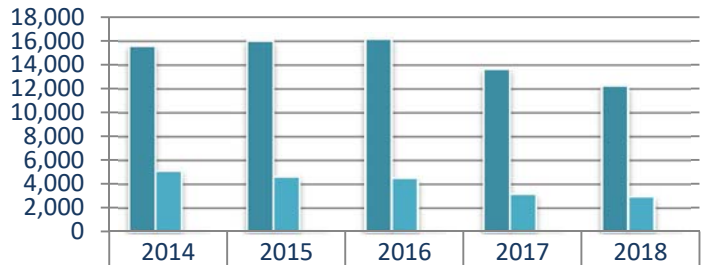


Protection Orders

5-yr Comparison: 2014 - 2018

Protection Orders Issued

5-yr Comparison: 2014 - 2018

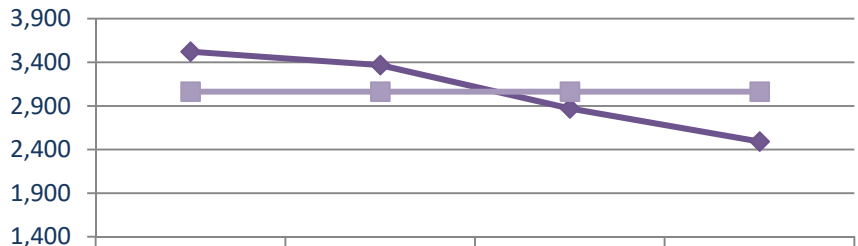


- Temporary Protection Orders
- Extended Protection Orders

| | 2014 | 2015 | 2016 | 2017 | 2018 |
|-----------------------------|--------|--------|--------|--------|--------|
| Temporary Protection Orders | 15,604 | 16,016 | 16,199 | 13,677 | 12,251 |
| Extended Protection Orders | 5,136 | 4,668 | 4,525 | 3,166 | 2,961 |
| % of TPO Extended | 32.91% | 29.15% | 27.93% | 23.15% | 24.17% |

2018 Temporary Protection Orders

By Quarter & Quarterly Average

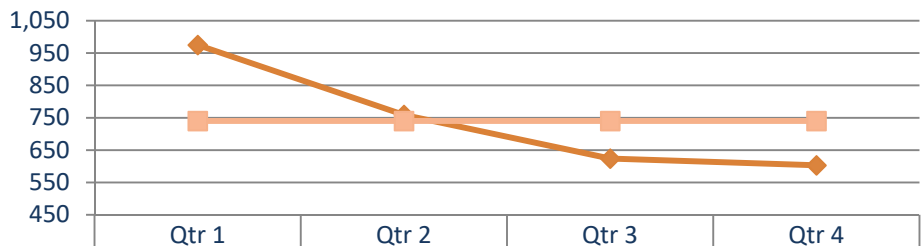


- ◆ TPOs Issued
- Quarterly Average

| | Qtr 1 | Qtr 2 | Qtr 3 | Qtr 4 |
|-------------------|-------|-------|-------|-------|
| TPOs Issued | 3,522 | 3,368 | 2,871 | 2,490 |
| Quarterly Average | 3,063 | 3,063 | 3,063 | 3,063 |

2018 Extended Protection Orders

By Quarter & Quarterly Average



- ◆ EXT Issued
- Quarterly Average

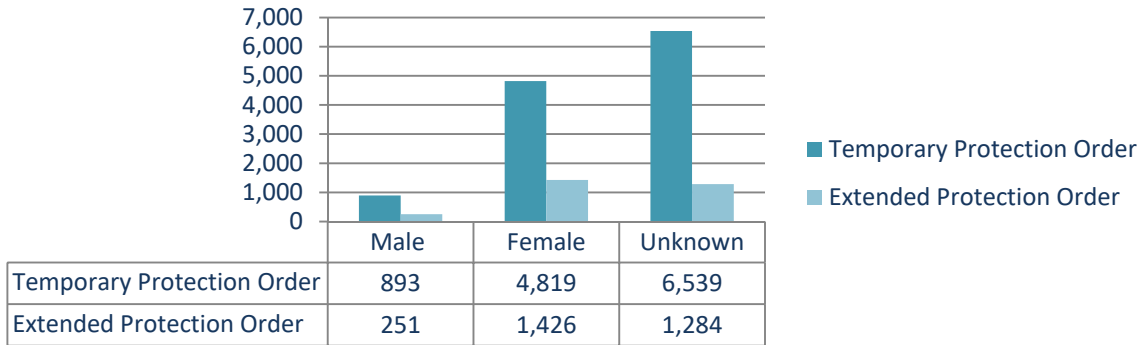
| | Qtr 1 | Qtr 2 | Qtr 3 | Qtr 4 |
|-------------------|-------|-------|-------|-------|
| EXT Issued | 975 | 759 | 624 | 603 |
| Quarterly Average | 740 | 740 | 740 | 740 |



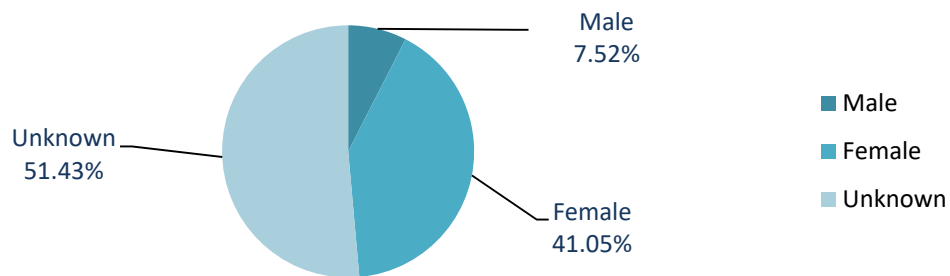
2018 Protection Orders Issued

By Gender & Type

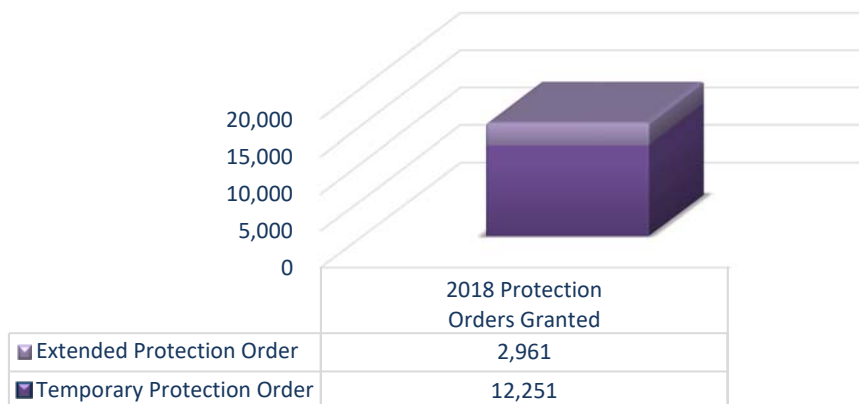
2018 Granted Orders By gender



Percentage of Temporary Orders that Extended



Temporary and Extended Order Issued

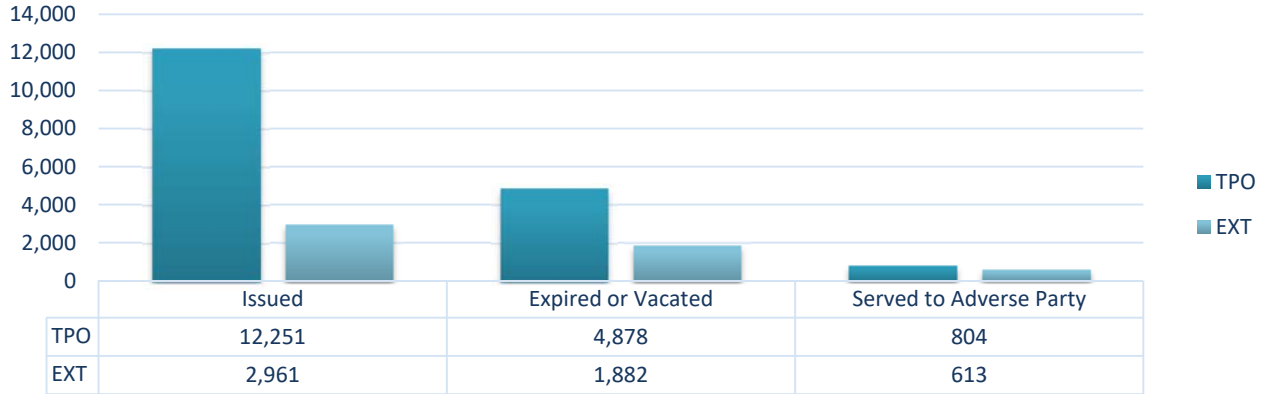




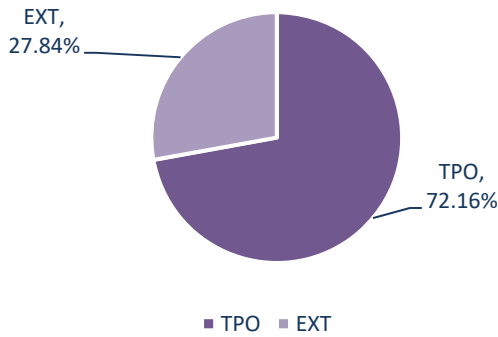
2018 Protection Orders

Issued, Vacated or Expired, and Served

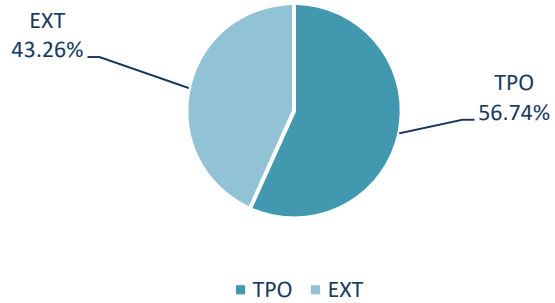
Granted, Expired & Served Jan 1, 2018 - Dec 31, 2018



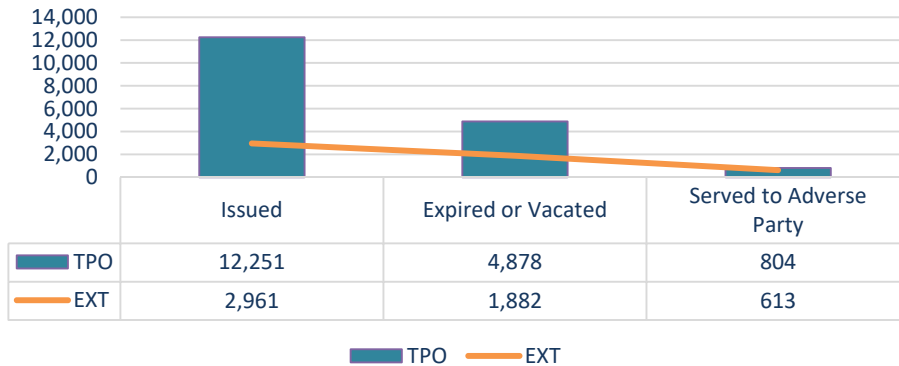
Expired or Vacated in 2018



Served to Adverse Party in 2018



Temporary vs Extended Comparison 2018

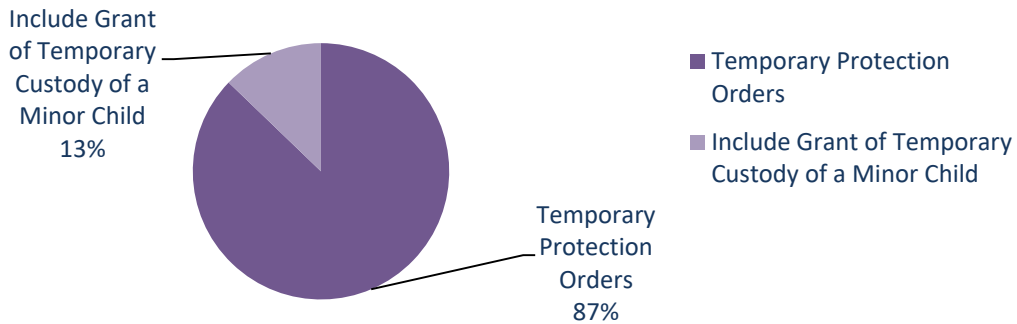
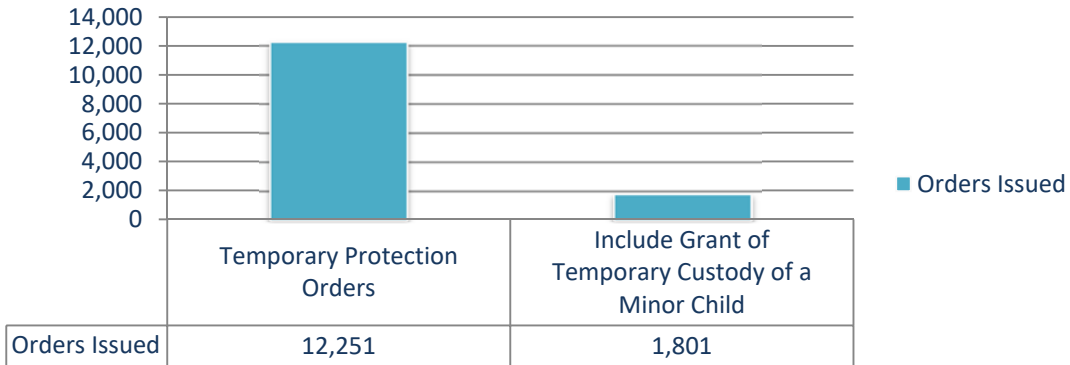




2018 Protection Orders Issued

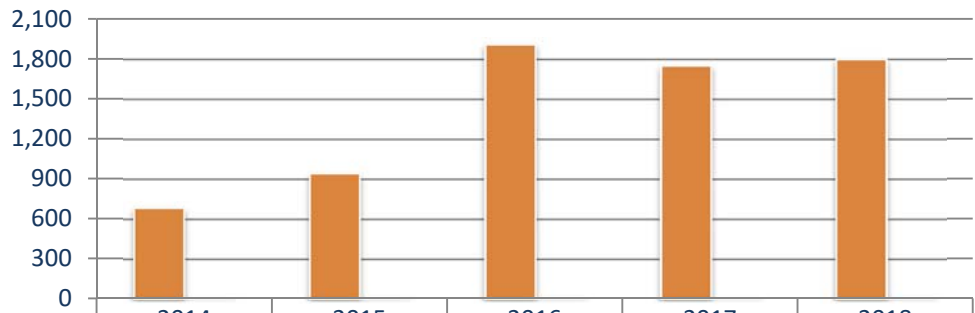
Including a Grant of Temporary Custody of a Minor Child

2018 Orders Issued



Temporary Protection Orders Issued

5-yr Comparison: 2014 - 2018



| | | | | | |
|---|--------|--------|---------|--------|-------|
| | 2014 | 2015 | 2016 | 2017 | 2018 |
| Include Grant of Temporary Custody of a Minor Child | 682 | 942 | 1,912 | 1,751 | 1,801 |
| % Change from Prior Year | -3.94% | 38.12% | 102.97% | -8.42% | 2.86% |

THIS PAGE WAS LEFT INTENTIONALLY BLANK



Domestic Violence



2018 Domestic Violence Statistics

One Domestic Violence Offense Every 1 Hour, 19 Minutes, 42 Seconds

| | Offenses | % Change from 2017 | Crime Rate / 1,000 Pop | Cleared | % Cleared |
|--------------------------|----------|--------------------|------------------------|---------|-----------|
| Domestic Violence | 6,594 | -78.24% | 2.17 | 13,175 | 199.80% |

| | Offenders | % of Total Offenders | Victims | % of Total Victims |
|-------------------------------|-----------|----------------------|---------|--------------------|
| Total Persons Involved | 6,964 | | 7,891 | |
| Arrested | 3,694 | 53.04% | | |
| Not Arrested | 2,972 | 42.68% | | |
| PO in effect | 28 | 0.40% | n/a | n/a |

**Total offenders are based on age data collected. The total offenders reported by age may not match the data by gender, race, and ethnicity due to limitations in the way the data are collected and reported.*

Strongest Relationship (Victim to Offender)

| | Number | % of Total |
|--|--------|------------|
| Boyfriend/Girlfriend | 1,566 | 22.79% |
| Total DV Relationships Reported | 6,872 | |

** It is possible to have more than one relationship per domestic violence offense*

Most Probable Time of Day for a Domestic Violence Offense

| | Number | % of Total |
|--|--------|------------|
| 1800-2059 | 1,243 | 18.87% |
| Total DV "Time of Day" Incidents Reported | 6,588 | |

** If Time of Offense was not known, it was not reported in this data set*

Most Used Weapon

| | Number | % of Total |
|-------------------------------|--------|------------|
| Hands/Fist/Feet | 3,150 | 69.03% |
| Total Weapons Reported | 4,563 | |

Strongest Mitigating Circumstance for Not Being Arrested

| | Number | % of Total |
|---|--------|------------|
| Aggressor undetermined | 851 | 28.56% |
| No evidence of injury | 661 | 22.18% |
| Total Domestic Violence Not Arrested | 2,980 | |

** It is possible to have more than one mitigating circumstance for not being arrested*



About Domestic Violence

The Domestic Violence data presented here is collected per the requirements set forth in Nevada Revised Statute 171.1227.

NRS 171.1227 Peace officer to submit written report concerning suspected acts of domestic violence; information from reports to be aggregated and forwarded to Central Repository; content of report.

1. If a peace officer investigates an act that constitutes domestic violence pursuant to NRS 33.018, the peace officer shall prepare and submit a written report of the investigation to the peace officer's supervisor or to another person designated by the peace officer's supervisor, regardless of whether the peace officer makes an arrest.
2. If the peace officer investigates a mutual battery that constitutes domestic violence pursuant to NRS 33.018 and finds that one of the persons involved was the primary physical aggressor, the peace officer shall include in the report:
 - a. The name of the person who was the primary physical aggressor; and
 - b. A description of the evidence which supports the peace officer's finding.
3. If the peace officer does not make an arrest, the peace officer shall include in the report the reason the peace officer did not do so.
4. The information contained in a report made pursuant to subsections 1 and 2 must be:
 - a. Aggregated each month; and
 - b. Forwarded by each jurisdiction to the Central Repository for Nevada Records of Criminal History not later than the 15th day of the following month.
5. The Director of the Department of Public Safety shall prescribe the form on which the information described in subsection 4 must be reported to the Central Repository. In addition to the information required pursuant to subsections 1 and 2, the form must also require the inclusion of the following information from each report:
 - a. The gender, age and race of the persons involved;
 - b. The relationship of the persons involved;
 - c. The date and time of day of the offense;
 - d. The number of children present, if any, at the time of the offense;
 - e. Whether or not an order for protection against domestic violence was in effect at the time of the offense;
 - f. Whether or not any weapons were used during the commission of the offense;
 - g. Whether or not any person required medical attention;
 - h. Whether or not any person was given a domestic violence card that contains information about appropriate counseling or other supportive services available in the community in which that person resides;
 - i. Whether or not the primary physical aggressor, if identified, was arrested and, if not, any mitigating circumstances explaining why an arrest was not made; and
 - j. Whether or not any other person was arrested.

(Added to NRS by 1997, 1533; A 2007, 2482)





2018 Domestic Violence Reporting Agencies

Data was collected from the following agencies:

Statewide Agencies

DPS - Nevada DPS-Investigation *
DPS - NHP Southern Command *
DPS - NHP Northwestern Command *
DPS - NHP Northeastern Command
DPS - Capitol Police *
DPS - Fire Marshal *
Secretary of State Securities Division
Nevada Department of Wildlife
Nevada Attorney General's Office *

Carson County

Carson City Sheriff's Office *

Churchill County

Churchill County Sheriff's Office *
Fallon Police Department *

Clark County

Boulder Police Department
Clark County School District Police Department *
Henderson Police Department
Las Vegas Metro Police Department *
Mesquite Police Department *
North Las Vegas Police Department *
University of Nevada, Las Vegas Police Department *
College of Southern Nevada Police Department
North Las Vegas Fire Department **
Las Vegas Fire Department **

Douglas County

Douglas County Sheriff's Office *

Elko County

Carlin Police Department
Elko Police Department
Elko County Sheriff's Office
West Wendover Police Department

Esmeralda County

Esmeralda County Sheriff's Office

Eureka County

Eureka County Sheriff's Office

Humboldt County

Humboldt County Sheriff's Office *
Winnemucca Police Department

Lander County

Lander County Sheriff's Office

Lincoln County

Lincoln County Sheriff's Office *

Lyon County

Lyon County Sheriff's Office *
Yerington Police Department *

Mineral County

Mineral County Sheriff's Office

Nye County

Nye County Sheriff's Office *

Pershing County

Lovelock Police Department *
Pershing County Sheriff's Office *

Storey County

Storey County Sheriff's Office

Washoe County

Reno Municipal Court
Reno Police Department
Reno-Tahoe Airport Authority Police Department *
Sparks Police Department
University of Nevada, Reno Police Department *
Washoe County School District Police Department *
Washoe County Sheriff's Office

White Pine County

White Pine County Sheriff's Office *

*Indicates agencies did not submit a complete years' worth of data or agencies did not submit any data.

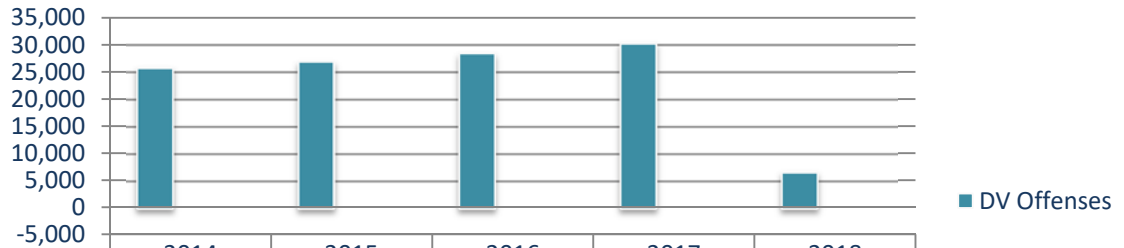


Domestic Violence in Nevada

5-yr Comparison: 2014 – 2018 & By Quarter vs Quarterly Average

Domestic Violence Offenses

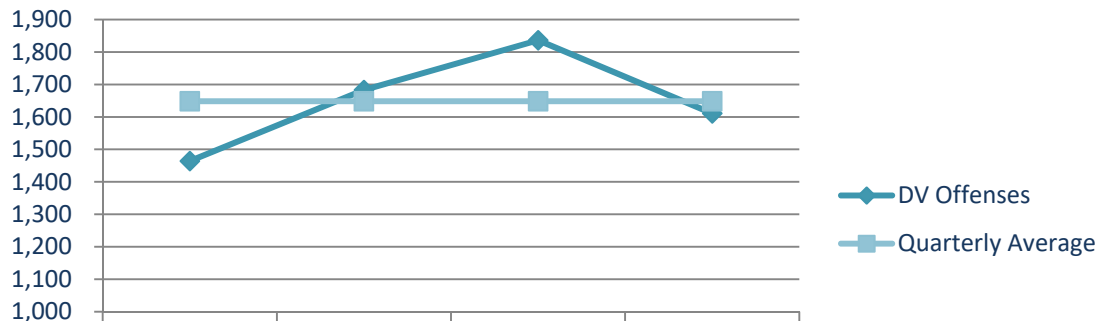
5-yr Comparison: 2014-2018
Crime Rates per 1,000 Population



| | | | | | |
|--------------------------|--------|--------|--------|--------|---------|
| DV Offenses | 25,772 | 26,903 | 28,447 | 30,303 | 6,594 |
| % Change from Prior Year | 9.21% | 4.39% | 5.74% | 6.52% | -78.24% |
| Crime Rate | 9.10 | 9.31 | 9.68 | 10.11 | 2.17 |

2018 Domestic Violence Offenses

by Quarter & Quarterly Average



| | Qtr 1 | Qtr 2 | Qtr 3 | Qtr 4 |
|-------------------|-------|-------|-------|-------|
| DV Offenses | 1,464 | 1,683 | 1,836 | 1,611 |
| Quarterly Average | 1,649 | 1,649 | 1,649 | 1,649 |

The Domestic Violence (DV) number for 2018 is incomplete due to multiple agencies either not reporting their DV numbers for 2018 or reporting less than a full 12 months of data.



Statewide Domestic Violence: Demographics

By Agency and County

STATE TOTAL- DV CY 2018

| Date of the Month | Total | % of Total |
|-------------------|--------------|------------|
| 1st | 235 | 3.56% |
| 2nd | 208 | 3.15% |
| 3rd | 217 | 3.29% |
| 4th | 229 | 3.47% |
| 5th | 220 | 3.34% |
| 6th | 200 | 3.03% |
| 7th | 196 | 2.97% |
| 8th | 234 | 3.55% |
| 9th | 225 | 3.41% |
| 10th | 222 | 3.37% |
| 11th | 193 | 2.93% |
| 12th | 195 | 2.96% |
| 13th | 214 | 3.25% |
| 14th | 225 | 3.41% |
| 15th | 221 | 3.35% |
| 16th | 206 | 3.12% |
| 17th | 226 | 3.43% |
| 18th | 222 | 3.37% |
| 19th | 210 | 3.18% |
| 20th | 193 | 2.93% |
| 21st | 230 | 3.49% |
| 22nd | 241 | 3.65% |
| 23rd | 223 | 3.38% |
| 24th | 228 | 3.46% |
| 25th | 203 | 3.08% |
| 26th | 231 | 3.50% |
| 27th | 225 | 3.41% |
| 28th | 216 | 3.28% |
| 29th | 171 | 2.59% |
| 30th | 202 | 3.06% |
| 31st | 133 | 2.02% |
| Total: | 6,594 | |

| TIME OF DAY | | |
|---------------|--------------|------------|
| Time of Day | Total | % of Total |
| 0000-0259 | 791 | 12.01% |
| 0300-0559 | 379 | 5.75% |
| 0600-0859 | 466 | 7.07% |
| 0900-1159 | 630 | 9.56% |
| 1200-1459 | 802 | 12.17% |
| 1500-1759 | 1,048 | 15.91% |
| 1800-2059 | 1,243 | 18.87% |
| 2100-2359 | 1,229 | 18.66% |
| Total: | 6,588 | |

| Offender Age Range | Male | Female | Total | % of Total |
|--------------------|--------------|--------------|--------------|------------|
| Under 18 | 334 | 271 | 605 | 8.69% |
| 18-24 | 729 | 473 | 1,202 | 17.26% |
| 25-34 | 1,437 | 682 | 2,119 | 30.43% |
| 35-44 | 1,007 | 435 | 1,442 | 20.71% |
| 45-54 | 624 | 329 | 953 | 13.68% |
| 55-64 | 320 | 140 | 460 | 6.61% |
| 65 over | 98 | 50 | 148 | 2.13% |
| Unknown | 23 | 12 | 35 | 0.50% |
| Total: | 4,572 | 2,392 | 6,964 | |

| Offender Race | Male | Female | Total | % of Total |
|---------------------------|--------------|--------------|--------------|------------|
| White | 3,416 | 1,876 | 5,292 | 76.01% |
| Black / African American | 856 | 347 | 1,203 | 17.28% |
| Am Indian / Alaska Native | 70 | 43 | 113 | 1.62% |
| Asian | 93 | 68 | 161 | 2.31% |
| Hawaiian/Pac. Islander | 19 | 8 | 27 | 0.39% |
| Unknown | 116 | 50 | 166 | 2.38% |
| Total: | 4,570 | 2,392 | 6,962 | |

| Primary Aggressors Arrest Info | Male | Female | Total | % of Total |
|---------------------------------|--------------|--------------|--------------|------------|
| Primary Aggressors Arrested | 2,427 | 1,267 | 3,694 | 55.42% |
| Primary Aggressors Not Arrested | 1,981 | 991 | 2,972 | 44.58% |
| Total: | 4,408 | 2,258 | 6,666 | |

| Mitigating Circumstances for Primary Aggressor Not Being Arrested | Male | Female | Total | % of Total |
|---|--------------|------------|--------------|------------|
| Aggressor undetermined | 477 | 374 | 851 | 28.56% |
| Gone upon arrival | 516 | 132 | 648 | 21.74% |
| No evidence of injury | 446 | 215 | 661 | 22.18% |
| Not reported within 24 hours | 89 | 18 | 107 | 3.59% |
| Other | 116 | 53 | 169 | 5.67% |
| Unknown | 341 | 203 | 544 | 18.26% |
| Total: | 1,985 | 995 | 2,980 | |

| Other Persons Involved Arrest Information | Male | Female | Total | % of Total |
|---|-----------|-----------|-----------|------------|
| Other Persons Involved Arrested | 21 | 5 | 26 | 36.62% |
| Other Persons Involved Not Arrested | 17 | 28 | 45 | 63.38% |
| Total | 38 | 33 | 71 | |

| Victim Age Range | Male | Female | Total | % of Total |
|------------------|--------------|--------------|--------------|------------|
| Under 18 | 208 | 269 | 477 | 6.04% |
| 18-24 | 398 | 991 | 1,389 | 17.60% |
| 25-34 | 646 | 1,612 | 2,258 | 28.61% |
| 35-44 | 515 | 1,176 | 1,691 | 21.43% |
| 45-54 | 393 | 713 | 1,106 | 14.02% |
| 55-64 | 309 | 346 | 655 | 8.30% |
| 65 over | 129 | 170 | 299 | 3.79% |
| Unknown | 6 | 10 | 16 | 0.20% |
| Total: | 2,604 | 5,287 | 7,891 | |

| Victim Race | Male | Female | Total | % of Total |
|---------------------------|--------------|--------------|--------------|------------|
| White | 2,049 | 4,203 | 6,252 | 79.25% |
| Black / African American | 382 | 724 | 1,106 | 14.02% |
| Am Indian / Alaska Native | 39 | 73 | 112 | 1.42% |
| Asian | 44 | 132 | 176 | 2.23% |
| Hawaiian/Pac. Islander | 10 | 18 | 28 | 0.35% |
| Unknown | 80 | 135 | 215 | 2.73% |
| Total: | 2,604 | 5,285 | 7,889 | |

| Victim Relationship to Offender (Within Family) | Total | % of Total |
|---|-------|------------|
| Spouse | 960 | 13.97% |
| Common - Law Spouse | 11 | 0.16% |
| Parent | 1,243 | 18.09% |
| Sibling | 264 | 3.84% |
| Child | 364 | 5.30% |
| Grandparent | 39 | 0.57% |
| Grandchild | 24 | 0.35% |
| In-Law | 38 | 0.55% |
| Step-parent | 36 | 0.52% |
| Step-child | 32 | 0.47% |
| Step-sibling | 4 | 0.06% |
| Other Family Member | 292 | 4.25% |

| Victim Relationship to Offender (Outside of Family) | Total | % of Total |
|---|--------------|------------|
| Cohabitant | 621 | 9.04% |
| Child in Common | 420 | 6.11% |
| Acquaintance | 98 | 1.43% |
| Friend | 55 | 0.80% |
| Neighbor | 14 | 0.20% |
| Child in Care of Babysitter | 2 | 0.03% |
| Boyfriend/Girlfriend | 1,566 | 22.79% |
| Child of Boyfriend/Girlfriend | 161 | 2.34% |
| Homosexual Relationship | 16 | 0.23% |
| Ex-Spouse | 77 | 1.12% |
| Former Boyfriend/Girlfriend | 395 | 5.75% |
| Former Cohabitant | 51 | 0.74% |
| Employee | 2 | 0.03% |
| Employer | 4 | 0.06% |
| Otherwise Known | 77 | 1.12% |
| Relationship Unknown | 6 | 0.09% |
| Victim was Stranger | 0 | 0.00% |
| Victim was Offender | 0 | 0.00% |
| Total: | 6,872 | |

| WEAPON | | |
|--------------------|--------------|------------|
| Weapon Used | Total | % of Total |
| Blunt Object | 217 | 4.76% |
| Handgun | 33 | 0.72% |
| Hands/Fist/Feet | 3,150 | 69.03% |
| Knife/Cutting Inst | 66 | 1.45% |
| Other Firearm | 6 | 0.13% |
| Other Weapon | 131 | 2.87% |
| Unknown | 960 | 21.04% |
| Total: | 4,563 | |

| ADDITIONAL INFO | | |
|----------------------------|-------|------------|
| Additional Information | Total | % of Total |
| Number of Children Present | 3,946 | |
| Medical Attention Needed | 1,188 | |
| DV Card Given | 5,713 | |
| PO In Effect | 28 | |

Q1 Total- DV 2018

| Date of the Month | Total | % of Total |
|-------------------|--------------|------------|
| 1st | 69 | 4.71% |
| 2nd | 41 | 2.80% |
| 3rd | 49 | 3.35% |
| 4th | 64 | 4.37% |
| 5th | 53 | 3.62% |
| 6th | 40 | 2.73% |
| 7th | 41 | 2.80% |
| 8th | 45 | 3.07% |
| 9th | 46 | 3.14% |
| 10th | 52 | 3.55% |
| 11th | 41 | 2.80% |
| 12th | 43 | 2.94% |
| 13th | 56 | 3.83% |
| 14th | 54 | 3.69% |
| 15th | 52 | 3.55% |
| 16th | 40 | 2.73% |
| 17th | 55 | 3.76% |
| 18th | 48 | 3.28% |
| 19th | 48 | 3.28% |
| 20th | 39 | 2.66% |
| 21st | 47 | 3.21% |
| 22nd | 42 | 2.87% |
| 23rd | 52 | 3.55% |
| 24th | 47 | 3.21% |
| 25th | 45 | 3.07% |
| 26th | 57 | 3.89% |
| 27th | 53 | 3.62% |
| 28th | 45 | 3.07% |
| 29th | 21 | 1.43% |
| 30th | 36 | 2.46% |
| 31st | 43 | 2.94% |
| Total: | 1,464 | |

| TIME OF DAY | Total | % of Total |
|---------------|--------------|------------|
| 0000-0259 | 192 | 13.11% |
| 0300-0559 | 94 | 6.42% |
| 0600-0859 | 108 | 7.38% |
| 0900-1159 | 157 | 10.72% |
| 1200-1459 | 193 | 13.18% |
| 1500-1759 | 222 | 15.16% |
| 1800-2059 | 243 | 16.60% |
| 2100-2359 | 255 | 17.42% |
| Total: | 1,464 | |

| Offender Age Range | Male | Female | Total | % of Total |
|--------------------|--------------|------------|--------------|------------|
| Under 18 | 77 | 64 | 141 | 8.87% |
| 18-24 | 150 | 90 | 240 | 15.09% |
| 25-34 | 349 | 151 | 500 | 31.45% |
| 35-44 | 227 | 92 | 319 | 20.06% |
| 45-54 | 156 | 82 | 238 | 14.97% |
| 55-64 | 69 | 34 | 103 | 6.48% |
| 65 over | 25 | 13 | 38 | 2.39% |
| Unknown | 7 | 4 | 11 | 0.69% |
| Total: | 1,060 | 530 | 1,590 | |

| Offender Race | Male | Female | Total | % of Total |
|---------------------------|--------------|------------|--------------|------------|
| White | 807 | 420 | 1,227 | 77.27% |
| Black / African American | 195 | 74 | 269 | 16.94% |
| Am Indian / Alaska Native | 18 | 12 | 30 | 1.89% |
| Asian | 16 | 10 | 26 | 1.64% |
| Hawaiian/Pac. Islander | 5 | 1 | 6 | 0.38% |
| Unknown | 17 | 13 | 30 | 1.89% |
| Total: | 1,058 | 530 | 1,588 | |

| Primary Aggressors Arrest Info | Male | Female | Total | % of Total |
|---------------------------------|------------|------------|--------------|------------|
| Primary Aggressors Arrested | 539 | 255 | 794 | 56.51% |
| Primary Aggressors Not Arrested | 419 | 192 | 611 | 43.49% |
| Total: | 958 | 447 | 1,405 | |

| Mitigating Circumstances for Primary Aggressor Not Being Arrested | Male | Female | Total | % of Total |
|---|------------|------------|------------|------------|
| Aggressor undetermined | 126 | 71 | 197 | 31.77% |
| Gone upon arrival | 113 | 34 | 147 | 23.71% |
| No evidence of injury | 111 | 45 | 156 | 25.16% |
| Not reported within 24 hours | 14 | 2 | 16 | 2.58% |
| Other | 22 | 17 | 39 | 6.29% |
| Unknown | 37 | 28 | 65 | 10.48% |
| Total: | 423 | 197 | 620 | |

| Other Persons Involved Arrest Information | Male | Female | Total | % of Total |
|---|-----------|-----------|-----------|------------|
| Other Persons Involved Arrested | 5 | 2 | 7 | 35.00% |
| Other Persons Involved Not Arrested | 5 | 8 | 13 | 65.00% |
| Total | 10 | 10 | 20 | |

| Victim Age Range | Male | Female | Total | % of Total |
|------------------|------------|--------------|--------------|------------|
| Under 18 | 35 | 53 | 88 | 5.07% |
| 18-24 | 83 | 229 | 312 | 17.97% |
| 25-34 | 142 | 347 | 489 | 28.17% |
| 35-44 | 105 | 279 | 384 | 22.12% |
| 45-54 | 85 | 155 | 240 | 13.82% |
| 55-64 | 61 | 75 | 136 | 7.83% |
| 65 over | 33 | 51 | 84 | 4.84% |
| Unknown | 2 | 1 | 3 | 0.17% |
| Total: | 546 | 1,190 | 1,736 | |

| Victim Race | Male | Female | Total | % of Total |
|---------------------------|------------|--------------|--------------|------------|
| White | 423 | 954 | 1,377 | 79.37% |
| Black / African American | 79 | 155 | 234 | 13.49% |
| Am Indian / Alaska Native | 12 | 15 | 27 | 1.56% |
| Asian | 10 | 30 | 40 | 2.31% |
| Hawaiian/Pac. Islander | 2 | 5 | 7 | 0.40% |
| Unknown | 20 | 30 | 50 | 2.88% |
| Total: | 546 | 1,189 | 1,735 | |

| Victim Relationship to Offender (Within Family) | Total | % of Total |
|---|-------|------------|
| Spouse | 217 | 14.16% |
| Common - Law Spouse | 2 | 0.13% |
| Parent | 278 | 18.13% |
| Sibling | 24 | 1.57% |
| Child | 87 | 5.88% |
| Grandparent | 4 | 0.26% |
| Grandchild | 0 | 0.00% |
| In-Law | 5 | 0.33% |
| Step-parent | 5 | 0.33% |
| Step-child | 5 | 0.33% |
| Step-sibling | 0 | 0.00% |
| Other Family Member | 90 | 5.87% |

| Victim Relationship to Offender (Outside of Family) | Total | % of Total |
|---|--------------|------------|
| Cohabitant | 160 | 10.44% |
| Child in Common | 102 | 6.65% |
| Acquaintance | 1 | 0.07% |
| Friend | 1 | 0.07% |
| Neighbor | 0 | 0.00% |
| Child in Care of Babysitter | 0 | 0.00% |
| Boyfriend/Girlfriend | 376 | 24.53% |
| Child of Boyfriend/Girlfriend | 28 | 1.83% |
| Homosexual Relationship | 5 | 0.33% |
| Ex-Spouse | 12 | 0.78% |
| Former Boyfriend/Girlfriend | 79 | 5.15% |
| Former Cohabitant | 4 | 0.26% |
| Employee | 0 | 0.00% |
| Employer | 0 | 0.00% |
| Otherwise Known | 46 | 3.00% |
| Relationship Unknown | 2 | 0.13% |
| Victim was Stranger | 0 | 0.00% |
| Victim was Offender | 0 | 0.00% |
| Total: | 1,533 | |

| WEAPON | Total | % of Total |
|--------------------|--------------|------------|
| Blunt Object | 34 | 3.37% |
| Handgun | 17 | 1.69% |
| Hands/Fist/Feet | 704 | 69.84% |
| Knife/Cutting Inst | 18 | 1.79% |
| Other Firearm | 0 | 0.00% |
| Other Weapon | 34 | 3.37% |
| Unknown | 201 | 19.94% |
| Total: | 1,008 | |

| ADDITIONAL INFO | Total |
|----------------------------|-------|
| Number of Children Present | 850 |
| Medical Attention Needed | 254 |
| DV Card Given | 1,214 |
| PO in Effect | 1 |

| Date of the Month | Total | % of Total |
|-------------------|--------------|------------|
| 1st | 59 | 3.51% |
| 2nd | 49 | 2.91% |
| 3rd | 52 | 3.09% |
| 4th | 46 | 2.73% |
| 5th | 55 | 3.27% |
| 6th | 50 | 2.97% |
| 7th | 54 | 3.21% |
| 8th | 72 | 4.28% |
| 9th | 63 | 3.74% |
| 10th | 53 | 3.15% |
| 11th | 48 | 2.85% |
| 12th | 66 | 3.92% |
| 13th | 63 | 3.74% |
| 14th | 46 | 2.73% |
| 15th | 58 | 3.45% |
| 16th | 52 | 3.09% |
| 17th | 54 | 3.21% |
| 18th | 45 | 2.67% |
| 19th | 48 | 2.85% |
| 20th | 50 | 2.97% |
| 21st | 61 | 3.62% |
| 22nd | 58 | 3.45% |
| 23rd | 54 | 3.21% |
| 24th | 68 | 4.04% |
| 25th | 48 | 2.85% |
| 26th | 67 | 3.98% |
| 27th | 60 | 3.57% |
| 28th | 51 | 3.03% |
| 29th | 47 | 2.79% |
| 30th | 64 | 3.80% |
| 31st | 22 | 1.31% |
| Total: | 1,683 | |

| TIME OF DAY | Total | % of Total |
|---------------|--------------|------------|
| 0000-0259 | 213 | 12.67% |
| 0300-0559 | 83 | 4.94% |
| 0600-0859 | 118 | 7.02% |
| 0900-1159 | 147 | 8.74% |
| 1200-1459 | 192 | 11.42% |
| 1500-1759 | 270 | 16.06% |
| 1800-2059 | 339 | 20.17% |
| 2100-2359 | 319 | 18.98% |
| Total: | 1,681 | |

| Offender Age Range | Male | Female | Total | % of Total |
|--------------------|--------------|------------|--------------|------------|
| Under 18 | 63 | 65 | 128 | 7.27% |
| 18-24 | 208 | 128 | 336 | 19.08% |
| 25-34 | 376 | 175 | 551 | 31.29% |
| 35-44 | 238 | 116 | 354 | 20.10% |
| 45-54 | 135 | 82 | 217 | 12.32% |
| 55-64 | 91 | 40 | 131 | 7.44% |
| 65 over | 28 | 7 | 35 | 1.99% |
| Unknown | 5 | 4 | 9 | 0.51% |
| Total: | 1,144 | 617 | 1,761 | |

| Offender Race | Male | Female | Total | % of Total |
|---------------------------|--------------|------------|--------------|------------|
| White | 832 | 483 | 1,315 | 74.67% |
| Black / African American | 222 | 82 | 304 | 17.26% |
| Am Indian / Alaska Native | 23 | 14 | 37 | 2.10% |
| Asian | 30 | 19 | 49 | 2.78% |
| Hawaiian/Pac. Islander | 6 | 3 | 9 | 0.51% |
| Unknown | 31 | 16 | 47 | 2.67% |
| Total: | 1,144 | 617 | 1,761 | |

| Primary Aggressors Arrest Info | Male | Female | Total | % of Total |
|---------------------------------|--------------|------------|--------------|------------|
| Primary Aggressors Arrested | 724 | 390 | 1,114 | 59.80% |
| Primary Aggressors Not Arrested | 508 | 241 | 749 | 40.20% |
| Total: | 1,232 | 631 | 1,863 | |

| Mitigating Circumstances for Primary Aggressor Not Being Arrested | Male | Female | Total | % of Total |
|---|------------|------------|------------|------------|
| Aggressor undetermined | 125 | 99 | 224 | 29.87% |
| Gone upon arrival | 134 | 33 | 167 | 22.27% |
| No evidence of injury | 103 | 57 | 160 | 21.33% |
| Not reported within 24 hours | 22 | 4 | 26 | 3.47% |
| Other | 35 | 12 | 47 | 6.27% |
| Unknown | 89 | 37 | 126 | 16.80% |
| Total: | 508 | 242 | 750 | |

| Other Persons Involved Arrest Information | Male | Female | Total | % of Total |
|---|-----------|-----------|-----------|------------|
| Other Persons Involved Arrested | 8 | 2 | 10 | 33.33% |
| Other Persons Involved Not Arrested | 8 | 12 | 20 | 66.67% |
| Total | 16 | 14 | 30 | |

| Victim Age Range | Male | Female | Total | % of Total |
|------------------|------------|--------------|--------------|------------|
| Under 18 | 53 | 61 | 114 | 5.73% |
| 18-24 | 105 | 264 | 369 | 18.53% |
| 25-34 | 171 | 423 | 594 | 29.83% |
| 35-44 | 116 | 268 | 384 | 19.29% |
| 45-54 | 97 | 172 | 269 | 13.51% |
| 55-64 | 98 | 87 | 185 | 9.29% |
| 65 over | 28 | 42 | 70 | 3.52% |
| Unknown | 3 | 3 | 6 | 0.30% |
| Total: | 671 | 1,320 | 1,991 | |

| Victim Race | Male | Female | Total | % of Total |
|---------------------------|------------|--------------|--------------|------------|
| White | 541 | 1,035 | 1,576 | 79.20% |
| Black / African American | 86 | 196 | 282 | 14.17% |
| Am Indian / Alaska Native | 13 | 21 | 34 | 1.71% |
| Asian | 16 | 33 | 49 | 2.46% |
| Hawaiian/Pac. Islander | 1 | 5 | 6 | 0.30% |
| Unknown | 14 | 29 | 43 | 2.16% |
| Total: | 671 | 1,319 | 1,990 | |

| Victim Relationship to Offender (Within Family) | Total | % of Total |
|---|-------|------------|
| Spouse | 246 | 13.99% |
| Common - Law Spouse | 1 | 0.06% |
| Parent | 316 | 17.97% |
| Sibling | 73 | 4.15% |
| Child | 97 | 5.52% |
| Grandparent | 10 | 0.57% |
| Grandchild | 4 | 0.23% |
| In-Law | 7 | 0.40% |
| Step-parent | 12 | 0.68% |
| Step-child | 7 | 0.40% |
| Step-sibling | 1 | 0.06% |
| Other Family Member | 77 | 4.38% |

| Victim Relationship to Offender (Outside of Family) | Total | % of Total |
|---|--------------|------------|
| Cohabitant | 148 | 8.42% |
| Child in Common | 104 | 5.92% |
| Acquaintance | 38 | 2.16% |
| Friend | 17 | 0.97% |
| Neighbor | 4 | 0.23% |
| Child in Care of Babysitter | 1 | 0.06% |
| Boyfriend/Girlfriend | 413 | 23.49% |
| Child of Boyfriend/Girlfriend | 36 | 2.05% |
| Homosexual Relationship | 6 | 0.34% |
| Ex-Spouse | 23 | 1.31% |
| Former Boyfriend/Girlfriend | 105 | 5.97% |
| Former Cohabitant | 5 | 0.28% |
| Employee | 0 | 0.00% |
| Employer | 3 | 0.17% |
| Otherwise Known | 4 | 0.23% |
| Relationship Unknown | 0 | 0.00% |
| Victim was Stranger | 0 | 0.00% |
| Victim was Offender | 0 | 0.00% |
| Total: | 1,758 | |

| WEAPON | Total | % of Total |
|--------------------|--------------|------------|
| Blunt Object | 69 | 6.01% |
| Handgun | 7 | 0.61% |
| Hands/Fist/Feet | 750 | 65.33% |
| Knife/Cutting Inst | 16 | 1.39% |
| Other Firearm | 1 | 0.09% |
| Other Weapon | 34 | 2.96% |
| Unknown | 271 | 23.61% |
| Total: | 1,148 | |

| ADDITIONAL INFO | Total |
|----------------------------|-------|
| Number of Children Present | 986 |
| Medical Attention Needed | 559 |
| DV Card Given | 1,461 |
| PO in Effect | 6 |

Q3 Total- DV 2018

| Date of the Month | Total | % of Total |
|-------------------|--------------|------------|
| 1st | 61 | 3.32% |
| 2nd | 60 | 3.27% |
| 3rd | 60 | 3.27% |
| 4th | 71 | 3.87% |
| 5th | 66 | 3.59% |
| 6th | 58 | 3.16% |
| 7th | 61 | 3.32% |
| 8th | 67 | 3.65% |
| 9th | 65 | 3.54% |
| 10th | 47 | 2.56% |
| 11th | 56 | 3.05% |
| 12th | 53 | 2.89% |
| 13th | 51 | 2.78% |
| 14th | 62 | 3.38% |
| 15th | 63 | 3.43% |
| 16th | 58 | 3.16% |
| 17th | 63 | 3.43% |
| 18th | 75 | 4.08% |
| 19th | 63 | 3.43% |
| 20th | 59 | 3.21% |
| 21st | 55 | 3.00% |
| 22nd | 74 | 4.03% |
| 23rd | 57 | 3.10% |
| 24th | 53 | 2.89% |
| 25th | 58 | 3.16% |
| 26th | 59 | 3.21% |
| 27th | 52 | 2.83% |
| 28th | 55 | 3.00% |
| 29th | 60 | 3.27% |
| 30th | 59 | 3.21% |
| 31st | 35 | 1.91% |
| Total: | 1,836 | |

| TIME OF DAY | Total | % of Total |
|---------------|--------------|------------|
| 0000-0259 | 198 | 10.78% |
| 0300-0559 | 116 | 6.32% |
| 0600-0859 | 118 | 6.43% |
| 0900-1159 | 179 | 9.75% |
| 1200-1459 | 223 | 12.15% |
| 1500-1759 | 287 | 15.63% |
| 1800-2059 | 352 | 19.17% |
| 2100-2359 | 363 | 19.77% |
| Total: | 1,836 | |

| Offender Age Range | Male | Female | Total | % of Total |
|--------------------|--------------|------------|--------------|------------|
| Under 18 | 87 | 78 | 165 | 8.63% |
| 18-24 | 203 | 132 | 335 | 17.51% |
| 25-34 | 401 | 186 | 587 | 30.68% |
| 35-44 | 291 | 104 | 395 | 20.65% |
| 45-54 | 178 | 83 | 261 | 13.64% |
| 55-64 | 81 | 37 | 118 | 6.17% |
| 65 over | 26 | 18 | 44 | 2.30% |
| Unknown | 7 | 1 | 8 | 0.42% |
| Total: | 1,274 | 639 | 1,913 | |

| Offender Race | Male | Female | Total | % of Total |
|---------------------------|--------------|------------|--------------|------------|
| White | 970 | 496 | 1,466 | 76.63% |
| Black / African American | 220 | 104 | 324 | 16.94% |
| Am Indian / Alaska Native | 18 | 8 | 26 | 1.36% |
| Asian | 24 | 16 | 40 | 2.09% |
| Hawaiian/Pac. Islander | 6 | 2 | 8 | 0.42% |
| Unknown | 36 | 13 | 49 | 2.56% |
| Total: | 1,274 | 639 | 1,913 | |

| Primary Aggressors Arrest Info | Male | Female | Total | % of Total |
|---------------------------------|--------------|------------|--------------|------------|
| Primary Aggressors Arrested | 601 | 316 | 917 | 52.28% |
| Primary Aggressors Not Arrested | 562 | 275 | 837 | 47.72% |
| Total: | 1,163 | 591 | 1,754 | |

| Mitigating Circumstances for Primary Aggressor Not Being Arrested | Male | Female | Total | % of Total |
|---|------------|------------|------------|------------|
| Aggressor undetermined | 125 | 106 | 231 | 27.66% |
| Gone upon arrival | 145 | 36 | 181 | 21.68% |
| No evidence of injury | 139 | 56 | 195 | 23.35% |
| Not reported within 24 hours | 28 | 7 | 35 | 4.19% |
| Other | 37 | 9 | 46 | 5.51% |
| Unknown | 87 | 60 | 147 | 17.60% |
| Total: | 561 | 274 | 835 | |

| Other Persons Involved Arrest Information | Male | Female | Total | % of Total |
|---|----------|----------|-----------|------------|
| Other Persons Involved Arrested | 5 | 1 | 6 | 46.15% |
| Other Persons Involved Not Arrested | 2 | 5 | 7 | 53.85% |
| Total | 7 | 6 | 13 | |

| Victim Age Range | Male | Female | Total | % of Total |
|------------------|------------|--------------|--------------|------------|
| Under 18 | 62 | 74 | 136 | 6.24% |
| 18-24 | 113 | 265 | 378 | 17.35% |
| 25-34 | 167 | 444 | 611 | 28.04% |
| 35-44 | 150 | 319 | 469 | 21.52% |
| 45-54 | 123 | 207 | 330 | 15.14% |
| 55-64 | 71 | 98 | 169 | 7.76% |
| 65 over | 38 | 43 | 81 | 3.72% |
| Unknown | 1 | 4 | 5 | 0.23% |
| Total: | 725 | 1,454 | 2,179 | |

| Victim Race | Male | Female | Total | % of Total |
|---------------------------|------------|--------------|--------------|------------|
| White | 563 | 1,166 | 1,729 | 79.35% |
| Black / African American | 117 | 188 | 305 | 14.00% |
| Am Indian / Alaska Native | 5 | 22 | 27 | 1.24% |
| Asian | 7 | 29 | 36 | 1.65% |
| Hawaiian/Pac. Islander | 5 | 7 | 12 | 0.55% |
| Unknown | 28 | 42 | 70 | 3.21% |
| Total: | 725 | 1,454 | 2,179 | |

| Victim Relationship to Offender (Within Family) | Total | % of Total |
|---|-------|------------|
| Spouse | 283 | 15.00% |
| Common - Law Spouse | 3 | 0.16% |
| Parent | 337 | 17.86% |
| Sibling | 80 | 4.24% |
| Child | 92 | 4.88% |
| Grandparent | 10 | 0.53% |
| Grandchild | 9 | 0.48% |
| In-Law | 10 | 0.53% |
| Step-parent | 8 | 0.42% |
| Step-child | 16 | 0.85% |
| Step-sibling | 2 | 0.11% |
| Other Family Member | 74 | 3.92% |

| Victim Relationship to Offender (Outside of Family) | Total | % of Total |
|---|--------------|------------|
| Cohabitant | 171 | 9.06% |
| Child in Common | 115 | 6.09% |
| Acquaintance | 37 | 1.96% |
| Friend | 16 | 0.85% |
| Neighbor | 6 | 0.32% |
| Child in Care of Babysitter | 0 | 0.00% |
| Boyfriend/Girlfriend | 428 | 22.68% |
| Child of Boyfriend/Girlfriend | 23 | 1.22% |
| Homosexual Relationship | 0 | 0.00% |
| Ex-Spouse | 20 | 1.06% |
| Former Boyfriend/Girlfriend | 104 | 5.51% |
| Former Cohabitant | 30 | 1.59% |
| Employee | 1 | 0.05% |
| Employer | 0 | 0.00% |
| Otherwise Known | 10 | 0.53% |
| Relationship Unknown | 2 | 0.11% |
| Victim was Stranger | 0 | 0.00% |
| Victim was Offender | 0 | 0.00% |
| Total: | 1,887 | |

| WEAPON | Total | % of Total |
|--------------------|--------------|------------|
| Blunt Object | 57 | 4.37% |
| Handgun | 6 | 0.46% |
| Hands/Fist/Feet | 919 | 70.48% |
| Knife/Cutting Inst | 18 | 1.38% |
| Other Firearm | 2 | 0.15% |
| Other Weapon | 31 | 2.38% |
| Unknown | 271 | 20.78% |
| Total: | 1,304 | |

| ADDITIONAL INFO | Total |
|----------------------------|-------|
| Number of Children Present | 1,094 |
| Medical Attention Needed | 217 |
| DV Card Given | 1,502 |
| PO in Effect | 9 |

Q4 Total- DV 2018

| Date of the Month | Total | % of Total |
|-------------------|--------------|------------|
| 1st | 46 | 2.86% |
| 2nd | 58 | 3.60% |
| 3rd | 56 | 3.48% |
| 4th | 48 | 2.98% |
| 5th | 46 | 2.86% |
| 6th | 52 | 3.23% |
| 7th | 40 | 2.48% |
| 8th | 50 | 3.10% |
| 9th | 51 | 3.17% |
| 10th | 70 | 4.35% |
| 11th | 48 | 2.98% |
| 12th | 33 | 2.05% |
| 13th | 44 | 2.73% |
| 14th | 63 | 3.91% |
| 15th | 48 | 2.98% |
| 16th | 56 | 3.48% |
| 17th | 54 | 3.35% |
| 18th | 54 | 3.35% |
| 19th | 51 | 3.17% |
| 20th | 45 | 2.79% |
| 21st | 67 | 4.16% |
| 22nd | 67 | 4.16% |
| 23rd | 60 | 3.72% |
| 24th | 60 | 3.72% |
| 25th | 52 | 3.23% |
| 26th | 48 | 2.98% |
| 27th | 60 | 3.72% |
| 28th | 65 | 4.03% |
| 29th | 43 | 2.67% |
| 30th | 43 | 2.67% |
| 31st | 33 | 2.05% |
| Total: | 1,611 | |

| TIME OF DAY | | |
|---------------|--------------|------------|
| Time of Day | Total | % of Total |
| 0000-0259 | 188 | 11.70% |
| 0300-0559 | 86 | 5.35% |
| 0600-0859 | 122 | 7.59% |
| 0900-1159 | 147 | 9.15% |
| 1200-1459 | 194 | 12.07% |
| 1500-1759 | 269 | 16.74% |
| 1800-2059 | 309 | 19.23% |
| 2100-2359 | 292 | 18.17% |
| Total: | 1,607 | |

| Offender Age Range | Male | Female | Total | % of Total |
|--------------------|--------------|------------|--------------|------------|
| Under 18 | 107 | 64 | 171 | 10.06% |
| 18-24 | 168 | 123 | 291 | 17.12% |
| 25-34 | 311 | 170 | 481 | 28.29% |
| 35-44 | 251 | 123 | 374 | 22.00% |
| 45-54 | 155 | 82 | 237 | 13.94% |
| 55-64 | 79 | 29 | 108 | 6.35% |
| 65 over | 19 | 12 | 31 | 1.82% |
| Unknown | 4 | 3 | 7 | 0.41% |
| Total: | 1,094 | 606 | 1,700 | |

| Offender Race | Male | Female | Total | % of Total |
|---------------------------|--------------|------------|--------------|------------|
| White | 807 | 477 | 1,284 | 75.53% |
| Black / African American | 219 | 87 | 306 | 18.00% |
| Am Indian / Alaska Native | 11 | 9 | 20 | 1.18% |
| Asian | 23 | 23 | 46 | 2.71% |
| Hawaiian/Pac. Islander | 2 | 2 | 4 | 0.24% |
| Unknown | 32 | 8 | 40 | 2.35% |
| Total: | 1,094 | 606 | 1,700 | |

| Primary Aggressors Arrest Info | Male | Female | Total | % of Total |
|---------------------------------|--------------|------------|--------------|------------|
| Primary Aggressors Arrested | 563 | 306 | 869 | 52.86% |
| Primary Aggressors Not Arrested | 492 | 283 | 775 | 47.14% |
| Total: | 1,055 | 589 | 1,644 | |

| Mitigating Circumstances for Primary Aggressor Not Being Arrested | Male | Female | Total | % of Total |
|---|------------|------------|------------|------------|
| Aggressor undetermined | 101 | 98 | 199 | 25.68% |
| Gone upon arrival | 124 | 29 | 153 | 19.74% |
| No evidence of injury | 93 | 57 | 150 | 19.35% |
| Not reported within 24 hours | 25 | 5 | 30 | 3.87% |
| Other | 22 | 15 | 37 | 4.77% |
| Unknown | 128 | 78 | 206 | 26.58% |
| Total: | 493 | 282 | 775 | |

| Other Persons Involved Arrest Information | Male | Female | Total | % of Total |
|---|----------|----------|----------|------------|
| Other Persons Involved Arrested | 3 | 0 | 3 | 37.50% |
| Other Persons Involved Not Arrested | 2 | 3 | 5 | 62.50% |
| Total | 5 | 3 | 8 | |

| Victim Age Range | Male | Female | Total | % of Total |
|------------------|------------|--------------|--------------|------------|
| Under 18 | 58 | 81 | 139 | 7.00% |
| 18-24 | 97 | 233 | 330 | 16.62% |
| 25-34 | 166 | 398 | 564 | 28.41% |
| 35-44 | 144 | 310 | 454 | 22.87% |
| 45-54 | 88 | 179 | 267 | 13.45% |
| 55-64 | 79 | 86 | 165 | 8.31% |
| 65 over | 30 | 34 | 64 | 3.22% |
| Unknown | 0 | 2 | 2 | 0.10% |
| Total: | 662 | 1,323 | 1,985 | |

| Victim Race | Male | Female | Total | % of Total |
|---------------------------|------------|--------------|--------------|------------|
| White | 522 | 1,048 | 1,570 | 79.09% |
| Black / African American | 100 | 185 | 285 | 14.36% |
| Am Indian / Alaska Native | 9 | 15 | 24 | 1.21% |
| Asian | 11 | 40 | 51 | 2.57% |
| Hawaiian/Pac. Islander | 2 | 1 | 3 | 0.15% |
| Unknown | 18 | 34 | 52 | 2.62% |
| Total: | 662 | 1,323 | 1,985 | |

| Victim Relationship to Offender (Within Family) | Total | % of Total |
|---|-------|------------|
| Spouse | 214 | 12.63% |
| Common - Law Spouse | 5 | 0.30% |
| Parent | 312 | 18.42% |
| Sibling | 87 | 5.14% |
| Child | 88 | 5.19% |
| Grandparent | 15 | 0.89% |
| Grandchild | 11 | 0.65% |
| In-Law | 16 | 0.94% |
| Step-parent | 11 | 0.65% |
| Step-child | 4 | 0.24% |
| Step-sibling | 1 | 0.06% |
| Other Family Member | 51 | 3.01% |

| Victim Relationship to Offender (Outside of Family) | Total | % of Total |
|---|--------------|------------|
| Cohabitant | 142 | 8.38% |
| Child in Common | 99 | 5.84% |
| Acquaintance | 22 | 1.30% |
| Friend | 21 | 1.24% |
| Neighbor | 4 | 0.24% |
| Child in Care of Babysitter | 1 | 0.06% |
| Boyfriend/Girlfriend | 349 | 20.60% |
| Child of Boyfriend/Girlfriend | 74 | 4.37% |
| Homosexual Relationship | 5 | 0.30% |
| Ex-Spouse | 22 | 1.30% |
| Former Boyfriend/Girlfriend | 107 | 6.32% |
| Former Cohabitant | 12 | 0.71% |
| Employee | 1 | 0.06% |
| Employer | 1 | 0.06% |
| Otherwise Known | 17 | 1.00% |
| Relationship Unknown | 2 | 0.12% |
| Victim was Stranger | 0 | 0.00% |
| Victim was Offender | 0 | 0.00% |
| Total: | 1,694 | |

| WEAPON | | |
|--------------------|--------------|------------|
| Weapon Used | Total | % of Total |
| Blunt Object | 57 | 5.17% |
| Handgun | 3 | 0.27% |
| Hands/Fist/Feet | 777 | 70.44% |
| Knife/Cutting Inst | 14 | 1.27% |
| Other Firearm | 3 | 0.27% |
| Other Weapon | 32 | 2.90% |
| Unknown | 217 | 19.67% |
| Total: | 1,103 | |

| ADDITIONAL INFO | |
|----------------------------|-------|
| Additional Information | Total |
| Number of Children Present | 1,016 |
| Medical Attention Needed | 158 |
| DV Card Given | 1,536 |
| PO in Effect | 12 |

| Date of the Month | | % of Total |
|-------------------|-----------|------------|
| 1st | Total | |
| 1st | 5 | 6.76% |
| 2nd | 1 | 1.35% |
| 3rd | 3 | 4.05% |
| 4th | 2 | 2.70% |
| 5th | 3 | 4.05% |
| 6th | 1 | 1.35% |
| 7th | 3 | 4.05% |
| 8th | 7 | 9.46% |
| 9th | 1 | 1.35% |
| 10th | 6 | 8.11% |
| 11th | 0 | 0.00% |
| 12th | 1 | 1.35% |
| 13th | 3 | 4.05% |
| 14th | 3 | 4.05% |
| 15th | 3 | 4.05% |
| 16th | 0 | 0.00% |
| 17th | 2 | 2.70% |
| 18th | 5 | 6.76% |
| 19th | 0 | 0.00% |
| 20th | 5 | 6.76% |
| 21st | 1 | 1.35% |
| 22nd | 1 | 1.35% |
| 23rd | 1 | 1.35% |
| 24th | 3 | 4.05% |
| 25th | 1 | 1.35% |
| 26th | 6 | 8.11% |
| 27th | 2 | 2.70% |
| 28th | 2 | 2.70% |
| 29th | 0 | 0.00% |
| 30th | 1 | 1.35% |
| 31st | 2 | 2.70% |
| Total: | 74 | |

| TIME OF DAY | | % of Total |
|---------------|-----------|------------|
| Time of Day | Total | |
| 0000-0259 | 4 | 5.41% |
| 0300-0559 | 3 | 4.05% |
| 0600-0859 | 6 | 8.11% |
| 0900-1159 | 11 | 14.86% |
| 1200-1459 | 5 | 6.76% |
| 1500-1759 | 4 | 5.41% |
| 1800-2059 | 18 | 24.32% |
| 2100-2359 | 23 | 31.08% |
| Total: | 74 | |

| Offender Age Range | | | | % of Total |
|--------------------|-----------|-----------|-----------|------------|
| Male | Female | Total | | |
| Under 18 | 4 | 2 | 6 | 8.00% |
| 18-24 | 6 | 2 | 8 | 10.67% |
| 25-34 | 15 | 3 | 18 | 24.00% |
| 35-44 | 19 | 5 | 24 | 32.00% |
| 45-54 | 8 | 2 | 10 | 13.33% |
| 55-64 | 4 | 3 | 7 | 9.33% |
| 65 over | 2 | 0 | 2 | 2.67% |
| Unknown | 0 | 0 | 0 | 0.00% |
| Total: | 58 | 17 | 75 | |

| Offender Race | | | | % of Total |
|---------------------------|-----------|-----------|-----------|------------|
| Male | Female | Total | | |
| White | 56 | 15 | 71 | 94.67% |
| Black / African American | 2 | 1 | 3 | 4.00% |
| Am Indian / Alaska Native | 0 | 1 | 1 | 1.33% |
| Asian | 0 | 0 | 0 | 0.00% |
| Hawaiian/Pac. Islander | 0 | 0 | 0 | 0.00% |
| Unknown | 0 | 0 | 0 | 0.00% |
| Total: | 58 | 17 | 75 | |

| Primary Aggressors Arrest Info | | | | % of Total |
|---------------------------------|-----------|-----------|-----------|------------|
| Male | Female | Total | | |
| Primary Aggressors Arrested | 38 | 18 | 56 | 74.67% |
| Primary Aggressors Not Arrested | 17 | 2 | 19 | 25.33% |
| Total: | 55 | 20 | 75 | |

| Mitigating Circumstances for Primary Aggressor Not Being Arrested | | | | % of Total |
|---|-----------|----------|-----------|------------|
| Male | Female | Total | | |
| Aggressor undetermined | 0 | 1 | 1 | 5.26% |
| Gone upon arrival | 8 | 1 | 9 | 47.37% |
| No evidence of injury | 3 | 0 | 3 | 15.79% |
| Not reported within 24 hours | 2 | 0 | 2 | 10.53% |
| Other | 4 | 0 | 4 | 21.05% |
| Unknown | 0 | 0 | 0 | 0.00% |
| Total: | 17 | 2 | 19 | |

| Other Persons Involved Arrest Information | | | | % of Total |
|---|-----------|-----------|-----------|------------|
| Male | Female | Total | | |
| Other Persons Involved Arrested | 0 | 0 | 0 | 0.00% |
| Other Persons Involved Not Arrested | 10 | 16 | 26 | 100.00% |
| Total | 10 | 16 | 26 | |

| Victim Age Range | | | | % of Total |
|------------------|-----------|-----------|-----------|------------|
| Male | Female | Total | | |
| Under 18 | 3 | 0 | 3 | 3.90% |
| 18-24 | 3 | 5 | 8 | 10.39% |
| 25-34 | 4 | 17 | 21 | 27.27% |
| 35-44 | 3 | 19 | 22 | 28.57% |
| 45-54 | 5 | 5 | 10 | 12.99% |
| 55-64 | 5 | 4 | 9 | 11.69% |
| 65 over | 1 | 3 | 4 | 5.19% |
| Unknown | 0 | 0 | 0 | 0.00% |
| Total: | 24 | 53 | 77 | |

| Victim Race | | | | % of Total |
|---------------------------|-----------|-----------|-----------|------------|
| Male | Female | Total | | |
| White | 22 | 49 | 71 | 92.21% |
| Black / African American | 1 | 2 | 3 | 3.90% |
| Am Indian / Alaska Native | 1 | 1 | 2 | 2.60% |
| Asian | 0 | 1 | 1 | 1.30% |
| Hawaiian/Pac. Islander | 0 | 0 | 0 | 0.00% |
| Unknown | 0 | 0 | 0 | 0.00% |
| Total: | 24 | 53 | 77 | |

| Victim Relationship to Offender (Within Family) | | Total | % of Total |
|---|----|--------|------------|
| Spouse | 13 | 16.88% | |
| Common - Law Spouse | 0 | 0.00% | |
| Parent | 9 | 11.69% | |
| Sibling | 4 | 5.19% | |
| Child | 1 | 1.30% | |
| Grandparent | 1 | 1.30% | |
| Grandchild | 0 | 0.00% | |
| In-Law | 1 | 1.30% | |
| Step-parent | 2 | 2.60% | |
| Step-child | 0 | 0.00% | |
| Step-sibling | 0 | 0.00% | |
| Other Family Member | 0 | 0.00% | |

| Victim Relationship to Offender (Outside of Family) | | Total | % of Total |
|---|-----------|--------|------------|
| Cohabitant | 0 | 0.00% | |
| Child in Common | 1 | 1.30% | |
| Acquaintance | 0 | 0.00% | |
| Friend | 0 | 0.00% | |
| Neighbor | 0 | 0.00% | |
| Child in Care of Babysitter | 0 | 0.00% | |
| Boyfriend/Girlfriend | 33 | 42.86% | |
| Child of Boyfriend/Girlfriend | 3 | 3.90% | |
| Homosexual Relationship | 1 | 1.30% | |
| Ex-Spouse | 1 | 1.30% | |
| Former Boyfriend/Girlfriend | 6 | 7.79% | |
| Former Cohabitant | 0 | 0.00% | |
| Employee | 0 | 0.00% | |
| Employer | 0 | 0.00% | |
| Otherwise Known | 1 | 1.30% | |
| Relationship Unknown | 0 | 0.00% | |
| Victim was Stranger | 0 | 0.00% | |
| Victim was Offender | 0 | 0.00% | |
| Total: | 77 | | |

| WEAPON | | |
|--------------------|-----------|------------|
| Weapon Used | Total | % of Total |
| Blunt Object | 3 | 3.90% |
| Handgun | 0 | 0.00% |
| Hands/Fist/Feet | 70 | 90.91% |
| Knife/Cutting Inst | 1 | 1.30% |
| Other Firearm | 0 | 0.00% |
| Other Weapon | 3 | 3.90% |
| Unknown | 0 | 0.00% |
| Total: | 77 | |

| ADDITIONAL INFO | | |
|----------------------------|-------|------------|
| Additional Information | Total | % of Total |
| Number of Children Present | 23 | |
| Medical Attention Needed | 18 | |
| DV Card Given | 20 | |
| PO in Effect | 2 | |

| Date of the Month | Total | % of Total |
|-------------------|----------|------------|
| 1st | 0 | 0.00% |
| 2nd | 0 | 0.00% |
| 3rd | 0 | 0.00% |
| 4th | 0 | 0.00% |
| 5th | 0 | 0.00% |
| 6th | 0 | 0.00% |
| 7th | 0 | 0.00% |
| 8th | 0 | 0.00% |
| 9th | 0 | 0.00% |
| 10th | 0 | 0.00% |
| 11th | 0 | 0.00% |
| 12th | 0 | 0.00% |
| 13th | 0 | 0.00% |
| 14th | 0 | 0.00% |
| 15th | 0 | 0.00% |
| 16th | 0 | 0.00% |
| 17th | 0 | 0.00% |
| 18th | 0 | 0.00% |
| 19th | 0 | 0.00% |
| 20th | 0 | 0.00% |
| 21st | 0 | 0.00% |
| 22nd | 0 | 0.00% |
| 23rd | 0 | 0.00% |
| 24th | 0 | 0.00% |
| 25th | 0 | 0.00% |
| 26th | 0 | 0.00% |
| 27th | 0 | 0.00% |
| 28th | 0 | 0.00% |
| 29th | 0 | 0.00% |
| 30th | 0 | 0.00% |
| 31st | 1 | 100.00% |
| Total: | 1 | |

| Time of Day | Total | % of Total |
|---------------|----------|------------|
| 0000-0259 | 0 | 0.00% |
| 0300-0559 | 0 | 0.00% |
| 0600-0859 | 0 | 0.00% |
| 0900-1159 | 0 | 0.00% |
| 1200-1459 | 0 | 0.00% |
| 1500-1759 | 1 | 100.00% |
| 1800-2059 | 0 | 0.00% |
| 2100-2359 | 0 | 0.00% |
| Total: | 1 | |

| Offender Age Range | Male | Female | Total | % of Total |
|--------------------|----------|----------|----------|------------|
| Under 18 | 0 | 1 | 1 | 50.00% |
| 18-24 | 1 | 0 | 1 | 50.00% |
| 25-34 | 0 | 0 | 0 | 0.00% |
| 35-44 | 0 | 0 | 0 | 0.00% |
| 45-54 | 0 | 0 | 0 | 0.00% |
| 55-64 | 0 | 0 | 0 | 0.00% |
| 65 over | 0 | 0 | 0 | 0.00% |
| Unknown | 0 | 0 | 0 | 0.00% |
| Total: | 1 | 1 | 2 | |

| Offender Race | Male | Female | Total | % of Total |
|---------------------------|----------|----------|----------|------------|
| White | 0 | 0 | 0 | 0.00% |
| Black / African American | 1 | 0 | 1 | 50.00% |
| Am Indian / Alaska Native | 0 | 0 | 0 | 0.00% |
| Asian | 0 | 1 | 1 | 50.00% |
| Hawaiian/Pac. Islander | 0 | 0 | 0 | 0.00% |
| Unknown | 0 | 0 | 0 | 0.00% |
| Total: | 1 | 1 | 2 | |

| Primary Aggressors Arrest Info | Male | Female | Total | % of Total |
|---------------------------------|----------|----------|----------|------------|
| Primary Aggressors Arrested | 1 | 1 | 2 | 100.00% |
| Primary Aggressors Not Arrested | 0 | 0 | 0 | 0.00% |
| Total: | 1 | 1 | 2 | |

| Mitigating Circumstances for Primary Aggressor Not Being Arrested | Male | Female | Total | % of Total |
|---|----------|----------|----------|------------|
| Aggressor undetermined | 0 | 0 | 0 | 0.00% |
| Gone upon arrival | 0 | 0 | 0 | 0.00% |
| No evidence of injury | 0 | 0 | 0 | 0.00% |
| Not reported within 24 hours | 0 | 0 | 0 | 0.00% |
| Other | 0 | 0 | 0 | 0.00% |
| Unknown | 0 | 0 | 0 | 0.00% |
| Total: | 0 | 0 | 0 | |

| Other Persons Involved Arrest Information | Male | Female | Total | % of Total |
|---|----------|----------|----------|------------|
| Other Persons Involved Arrested | 0 | 0 | 0 | 0.00% |
| Other Persons Involved Not Arrested | 0 | 0 | 0 | 0.00% |
| Total | 0 | 0 | 0 | |

| Victim Age Range | Male | Female | Total | % of Total |
|------------------|----------|----------|----------|------------|
| Under 18 | 0 | 1 | 1 | 50.00% |
| 18-24 | 1 | 0 | 1 | 50.00% |
| 25-34 | 0 | 0 | 0 | 0.00% |
| 35-44 | 0 | 0 | 0 | 0.00% |
| 45-54 | 0 | 0 | 0 | 0.00% |
| 55-64 | 0 | 0 | 0 | 0.00% |
| 65 over | 0 | 0 | 0 | 0.00% |
| Unknown | 0 | 0 | 0 | 0.00% |
| Total: | 1 | 1 | 2 | |

| Victim Race | Male | Female | Total | % of Total |
|---------------------------|----------|----------|----------|------------|
| White | 0 | 0 | 0 | 0.00% |
| Black / African American | 1 | 0 | 1 | 50.00% |
| Am Indian / Alaska Native | 0 | 0 | 0 | 0.00% |
| Asian | 0 | 1 | 1 | 50.00% |
| Hawaiian/Pac. Islander | 0 | 0 | 0 | 0.00% |
| Unknown | 0 | 0 | 0 | 0.00% |
| Total: | 1 | 1 | 2 | |

| Victim Relationship to Offender (Within Family) | Total | % of Total |
|---|-------|------------|
| Spouse | 0 | 0.00% |
| Common - Law Spouse | 0 | 0.00% |
| Parent | 0 | 0.00% |
| Sibling | 0 | 0.00% |
| Child | 0 | 0.00% |
| Grandparent | 0 | 0.00% |
| Grandchild | 0 | 0.00% |
| In-Law | 0 | 0.00% |
| Step-parent | 0 | 0.00% |
| Step-child | 0 | 0.00% |
| Step-sibling | 0 | 0.00% |
| Other Family Member | 0 | 0.00% |

| Victim Relationship to Offender (Outside of Family) | Total | % of Total |
|---|----------|------------|
| Cohabitant | 0 | 0.00% |
| Child in Common | 0 | 0.00% |
| Acquaintance | 0 | 0.00% |
| Friend | 0 | 0.00% |
| Neighbor | 0 | 0.00% |
| Child in Care of Babysitter | 0 | 0.00% |
| Boyfriend/Girlfriend | 1 | 100.00% |
| Child of Boyfriend/Girlfriend | 0 | 0.00% |
| Homosexual Relationship | 0 | 0.00% |
| Ex-Spouse | 0 | 0.00% |
| Former Boyfriend/Girlfriend | 0 | 0.00% |
| Former Cohabitant | 0 | 0.00% |
| Employee | 0 | 0.00% |
| Employer | 0 | 0.00% |
| Otherwise Known | 0 | 0.00% |
| Relationship Unknown | 0 | 0.00% |
| Victim was Stranger | 0 | 0.00% |
| Victim was Offender | 0 | 0.00% |
| Total: | 1 | |

| WEAPON | | |
|--------------------|----------|------------|
| Weapon Used | Total | % of Total |
| Blunt Object | 0 | 0.00% |
| Handgun | 0 | 0.00% |
| Hands/Fist/Feet | 1 | 100.00% |
| Knife/Cutting Inst | 0 | 0.00% |
| Other Firearm | 0 | 0.00% |
| Other Weapon | 0 | 0.00% |
| Unknown | 0 | 0.00% |
| Total: | 1 | |

| ADDITIONAL INFO | | |
|----------------------------|-------|------------|
| Additional Information | Total | % of Total |
| Number of Children Present | 0 | 0.00% |
| Medical Attention Needed | 0 | 0.00% |
| DV Card Given | 0 | 0.00% |
| PO in Effect | 0 | 0.00% |

Henderson PD TOTAL- DV 2018

| Date of the Month | Total | % of Total |
|-------------------|--------------|------------|
| 1st | 77 | 3.37% |
| 2nd | 74 | 3.24% |
| 3rd | 70 | 3.06% |
| 4th | 75 | 3.28% |
| 5th | 84 | 3.68% |
| 6th | 73 | 3.19% |
| 7th | 74 | 3.24% |
| 8th | 64 | 2.80% |
| 9th | 88 | 3.85% |
| 10th | 73 | 3.19% |
| 11th | 71 | 3.11% |
| 12th | 73 | 3.19% |
| 13th | 74 | 3.24% |
| 14th | 85 | 3.72% |
| 15th | 77 | 3.37% |
| 16th | 76 | 3.33% |
| 17th | 76 | 3.33% |
| 18th | 87 | 3.81% |
| 19th | 78 | 3.41% |
| 20th | 62 | 2.71% |
| 21st | 71 | 3.11% |
| 22nd | 78 | 3.41% |
| 23rd | 74 | 3.24% |
| 24th | 76 | 3.33% |
| 25th | 64 | 2.80% |
| 26th | 72 | 3.15% |
| 27th | 89 | 3.89% |
| 28th | 72 | 3.15% |
| 29th | 60 | 2.63% |
| 30th | 80 | 3.50% |
| 31st | 38 | 1.66% |
| Total: | 2,285 | |

| TIME OF DAY | Total | % of Total |
|---------------|--------------|------------|
| 0000-0259 | 269 | 11.77% |
| 0300-0559 | 126 | 5.51% |
| 0600-0859 | 158 | 6.91% |
| 0900-1159 | 245 | 10.72% |
| 1200-1459 | 296 | 12.95% |
| 1500-1759 | 383 | 16.76% |
| 1800-2059 | 426 | 18.64% |
| 2100-2359 | 382 | 16.72% |
| Total: | 2,285 | |

| Offender Age Range | Male | Female | Total | % of Total |
|--------------------|--------------|--------------|--------------|------------|
| Under 18 | 157 | 133 | 290 | 10.20% |
| 18-24 | 288 | 177 | 465 | 16.35% |
| 25-34 | 541 | 278 | 819 | 28.80% |
| 35-44 | 423 | 171 | 594 | 20.89% |
| 45-54 | 251 | 147 | 398 | 13.99% |
| 55-64 | 121 | 66 | 187 | 6.58% |
| 65 over | 46 | 26 | 72 | 2.53% |
| Unknown | 13 | 6 | 19 | 0.67% |
| Total: | 1,840 | 1,004 | 2,844 | |

| Offender Race | Male | Female | Total | % of Total |
|---------------------------|--------------|--------------|--------------|------------|
| White | 1,243 | 704 | 1,947 | 68.46% |
| Black / African American | 479 | 227 | 706 | 24.82% |
| Am Indian / Alaska Native | 8 | 9 | 17 | 0.60% |
| Asian | 47 | 38 | 85 | 2.99% |
| Hawaiian/Pac. Islander | 5 | 5 | 10 | 0.35% |
| Unknown | 58 | 21 | 79 | 2.78% |
| Total: | 1,840 | 1,004 | 2,844 | |

| Primary Aggressors Arrest Info | Male | Female | Total | % of Total |
|---------------------------------|--------------|------------|--------------|------------|
| Primary Aggressors Arrested | 1,112 | 666 | 1,778 | 100.00% |
| Primary Aggressors Not Arrested | 0 | 0 | 0 | 0.00% |
| Total: | 1,112 | 666 | 1,778 | |

| Mitigating Circumstances for Primary Aggressor Not Being Arrested | Male | Female | Total | % of Total |
|---|----------|----------|----------|------------|
| Aggressor undetermined | 0 | 0 | 0 | 0.00% |
| Gone upon arrival | 0 | 0 | 0 | 0.00% |
| No evidence of injury | 0 | 0 | 0 | 0.00% |
| Not reported within 24 hours | 0 | 0 | 0 | 0.00% |
| Other | 0 | 0 | 0 | 0.00% |
| Unknown | 0 | 0 | 0 | 0.00% |
| Total: | 0 | 0 | 0 | |

| Other Persons Involved Arrest Information | Male | Female | Total | % of Total |
|---|----------|----------|----------|------------|
| Other Persons Involved Arrested | 0 | 0 | 0 | 0.00% |
| Other Persons Involved Not Arrested | 0 | 0 | 0 | 0.00% |
| Total: | 0 | 0 | 0 | |

| Victim Age Range | Male | Female | Total | % of Total |
|------------------|------------|--------------|--------------|------------|
| Under 18 | 64 | 96 | 160 | 5.59% |
| 18-24 | 145 | 329 | 474 | 16.57% |
| 25-34 | 211 | 531 | 742 | 25.94% |
| 35-44 | 191 | 437 | 628 | 21.96% |
| 45-54 | 173 | 271 | 444 | 15.52% |
| 55-64 | 127 | 132 | 259 | 9.06% |
| 65 over | 61 | 83 | 144 | 5.03% |
| Unknown | 5 | 4 | 9 | 0.31% |
| Total: | 977 | 1,883 | 2,860 | |

| Victim Race | Male | Female | Total | % of Total |
|---------------------------|------------|--------------|--------------|------------|
| White | 725 | 1,328 | 2,053 | 71.78% |
| Black / African American | 191 | 444 | 635 | 22.20% |
| Am Indian / Alaska Native | 6 | 9 | 15 | 0.52% |
| Asian | 22 | 53 | 75 | 2.62% |
| Hawaiian/Pac. Islander | 3 | 9 | 12 | 0.42% |
| Unknown | 30 | 40 | 70 | 2.45% |
| Total: | 977 | 1,883 | 2,860 | |

| Victim Relationship to Offender (Within Family) | Total | % of Total |
|---|-------|------------|
| Spouse | 297 | 12.62% |
| Common - Law Spouse | 2 | 0.08% |
| Parent | 913 | 38.80% |
| Sibling | 121 | 5.14% |
| Child | 187 | 7.95% |
| Grandparent | 23 | 0.98% |
| Grandchild | 18 | 0.76% |
| In-Law | 15 | 0.64% |
| Step-parent | 23 | 0.98% |
| Step-child | 22 | 0.93% |
| Step-sibling | 3 | 0.13% |
| Other Family Member | 73 | 3.10% |

| Victim Relationship to Offender (Outside of Family) | Total | % of Total |
|---|--------------|------------|
| Cohabitant | 0 | 0.00% |
| Child in Common | 0 | 0.00% |
| Acquaintance | 97 | 4.12% |
| Friend | 50 | 2.12% |
| Neighbor | 14 | 0.59% |
| Child in Care of Babysitter | 2 | 0.08% |
| Boyfriend/Girlfriend | 195 | 8.29% |
| Child of Boyfriend/Girlfriend | 94 | 3.99% |
| Homosexual Relationship | 1 | 0.04% |
| Ex-Spouse | 31 | 1.32% |
| Former Boyfriend/Girlfriend | 93 | 3.95% |
| Former Cohabitant | 0 | 0.00% |
| Employee | 2 | 0.08% |
| Employer | 4 | 0.17% |
| Otherwise Known | 73 | 3.10% |
| Relationship Unknown | 0 | 0.00% |
| Victim was Stranger | 0 | 0.00% |
| Victim was Offender | 0 | 0.00% |
| Total: | 2,353 | |

| WEAPON | | % of Total |
|--------------------|------------|------------|
| Weapon Used | Total | |
| Blunt Object | 54 | 17.88% |
| Handgun | 4 | 1.32% |
| Hands/Fist/Feet | 148 | 49.01% |
| Knife/Cutting Inst | 16 | 5.30% |
| Other Firearm | 1 | 0.33% |
| Other Weapon | 15 | 4.97% |
| Unknown | 64 | 21.19% |
| Total: | 302 | |

| ADDITIONAL INFO | | % of Total |
|----------------------------|-------|------------|
| Additional Information | Total | |
| Number of Children Present | 1,562 | |
| Medical Attention Needed | 0 | |
| DV Card Given | 1,453 | |
| PO in Effect | 0 | |

| Date of the Month | Totals | % of Total |
|-------------------|-----------|------------|
| 1st | 1 | 2.94% |
| 2nd | 2 | 5.88% |
| 3rd | 3 | 8.82% |
| 4th | 4 | 11.76% |
| 5th | 2 | 5.88% |
| 6th | 3 | 8.82% |
| 7th | 1 | 2.94% |
| 8th | 1 | 2.94% |
| 9th | 0 | 0.00% |
| 10th | 2 | 5.88% |
| 11th | 0 | 0.00% |
| 12th | 0 | 0.00% |
| 13th | 0 | 0.00% |
| 14th | 0 | 0.00% |
| 15th | 2 | 5.88% |
| 16th | 0 | 0.00% |
| 17th | 1 | 2.94% |
| 18th | 1 | 2.94% |
| 19th | 0 | 0.00% |
| 20th | 2 | 5.88% |
| 21st | 0 | 0.00% |
| 22nd | 0 | 0.00% |
| 23rd | 2 | 5.88% |
| 24th | 4 | 11.76% |
| 25th | 0 | 0.00% |
| 26th | 1 | 2.94% |
| 27th | 2 | 5.88% |
| 28th | 0 | 0.00% |
| 29th | 0 | 0.00% |
| 30th | 0 | 0.00% |
| 31st | 0 | 0.00% |
| Total: | 34 | |

| Time of Day | Totals | % of Total |
|---------------|-----------|------------|
| 0000-0259 | 5 | 14.71% |
| 0300-0559 | 3 | 8.82% |
| 0600-0859 | 0 | 0.00% |
| 0900-1159 | 6 | 17.65% |
| 1200-1459 | 3 | 8.82% |
| 1500-1759 | 5 | 14.71% |
| 1800-2059 | 4 | 11.76% |
| 2100-2359 | 8 | 23.53% |
| Total: | 34 | |

| Offender Age Range | Male | Female | Total | % of Total |
|--------------------|-----------|-----------|-----------|------------|
| Under 18 | 0 | 2 | 2 | 5.88% |
| 18-24 | 5 | 1 | 6 | 17.65% |
| 25-34 | 10 | 5 | 15 | 44.12% |
| 35-44 | 1 | 2 | 3 | 8.82% |
| 45-54 | 7 | 0 | 7 | 20.59% |
| 55-64 | 0 | 1 | 1 | 2.94% |
| 65 over | 0 | 0 | 0 | 0.00% |
| Unknown | 0 | 0 | 0 | 0.00% |
| Total: | 23 | 11 | 34 | |

| Offender Race | Male | Female | Total | % of Total |
|---------------------------|-----------|-----------|-----------|------------|
| White | 21 | 10 | 31 | 91.18% |
| Black / African American | 0 | 1 | 1 | 2.94% |
| Am Indian / Alaska Native | 1 | 0 | 1 | 2.94% |
| Asian | 0 | 0 | 0 | 0.00% |
| Hawaiian/Pac. Islander | 0 | 0 | 0 | 0.00% |
| Unknown | 1 | 0 | 1 | 2.94% |
| Total: | 23 | 11 | 34 | |

| Primary Aggressors Arrest Info | Male | Female | Total | % of Total |
|---------------------------------|-----------|-----------|-----------|------------|
| Primary Aggressors Arrested | 4 | 5 | 9 | 26.47% |
| Primary Aggressors Not Arrested | 19 | 6 | 25 | 73.53% |
| Total: | 23 | 11 | 34 | |

| Mitigating Circumstances for Primary Aggressor Not Being Arrested | Male | Female | Total | % of Total |
|---|-----------|----------|-----------|------------|
| Aggressor undetermined | 10 | 4 | 14 | 56.00% |
| Gone upon arrival | 3 | 1 | 4 | 16.00% |
| No evidence of injury | 1 | 0 | 1 | 4.00% |
| Not reported within 24 hours | 0 | 0 | 0 | 0.00% |
| Other | 5 | 1 | 6 | 24.00% |
| Unknown | 0 | 0 | 0 | 0.00% |
| Total: | 19 | 6 | 25 | |

| Other Persons Involved Arrest Information | Male | Female | Total | % of Total |
|---|----------|----------|----------|------------|
| Other Persons Involved Arrested | 0 | 0 | 0 | 0.00% |
| Other Persons Involved Not Arrested | 0 | 0 | 0 | 0.00% |
| Total: | 0 | 0 | 0 | |

| Victim Age Range | Male | Female | Total | % of Total |
|------------------|-----------|-----------|-----------|------------|
| Under 18 | 1 | 1 | 2 | 5.71% |
| 18-24 | 1 | 6 | 7 | 20.00% |
| 25-34 | 5 | 6 | 11 | 31.43% |
| 35-44 | 3 | 4 | 7 | 20.00% |
| 45-54 | 2 | 4 | 6 | 17.14% |
| 55-64 | 0 | 1 | 1 | 2.86% |
| 65 over | 1 | 0 | 1 | 2.86% |
| Unknown | 0 | 0 | 0 | 0.00% |
| Total: | 13 | 22 | 35 | |

| Victim Race | Male | Female | Total | % of Total |
|---------------------------|-----------|-----------|-----------|------------|
| White | 11 | 22 | 33 | 94.29% |
| Black / African American | 1 | 0 | 1 | 2.86% |
| Am Indian / Alaska Native | 1 | 0 | 1 | 2.86% |
| Asian | 0 | 0 | 0 | 0.00% |
| Hawaiian/Pac. Islander | 0 | 0 | 0 | 0.00% |
| Unknown | 0 | 0 | 0 | 0.00% |
| Total: | 13 | 22 | 35 | |

| Victim Relationship to Offender (Within Family) | Total | % of Total |
|---|-------|------------|
| Spouse | 8 | 25.81% |
| Common - Law Spouse | 0 | 0.00% |
| Parent | 2 | 6.45% |
| Sibling | 1 | 3.23% |
| Child | 0 | 0.00% |
| Grandparent | 0 | 0.00% |
| Grandchild | 0 | 0.00% |
| In-Law | 0 | 0.00% |
| Step-parent | 0 | 0.00% |
| Step-child | 0 | 0.00% |
| Step-sibling | 0 | 0.00% |
| Other Family Member | 0 | 0.00% |

| Victim Relationship to Offender (Outside of Family) | Total | % of Total |
|---|-----------|------------|
| Cohabitant | 1 | 3.23% |
| Child in Common | 4 | 12.90% |
| Acquaintance | 0 | 0.00% |
| Friend | 0 | 0.00% |
| Neighbor | 0 | 0.00% |
| Child in Care of Babysitter | 0 | 0.00% |
| Boyfriend/Girlfriend | 11 | 35.48% |
| Child of Boyfriend/Girlfriend | 0 | 0.00% |
| Homosexual Relationship | 1 | 3.23% |
| Ex-Spouse | 0 | 0.00% |
| Former Boyfriend/Girlfriend | 2 | 6.45% |
| Former Cohabitant | 0 | 0.00% |
| Employee | 0 | 0.00% |
| Employer | 0 | 0.00% |
| Otherwise Known | 0 | 0.00% |
| Relationship Unknown | 1 | 3.23% |
| Victim was Stranger | 0 | 0.00% |
| Victim was Offender | 0 | 0.00% |
| Total: | 31 | |

| Weapon Used | Totals | % of Total |
|--------------------|-----------|------------|
| Blunt Object | 4 | 11.76% |
| Handgun | 1 | 2.94% |
| Hands/Fist/Feet | 17 | 50.00% |
| Knife/Cutting Inst | 1 | 2.94% |
| Other Firearm | 0 | 0.00% |
| Other Weapon | 1 | 2.94% |
| Unknown | 10 | 29.41% |
| Total: | 34 | |

| Additional Information | Totals |
|----------------------------|--------|
| Number of Children Present | 9 |
| Medical Attention Needed | 0 |
| DV Card Given | 0 |
| PO in Effect | 0 |

| Date of the Month | Total | % of Total |
|-------------------|-----------|------------|
| 1st | 6 | 6.67% |
| 2nd | 3 | 3.33% |
| 3rd | 1 | 1.11% |
| 4th | 2 | 2.22% |
| 5th | 5 | 5.56% |
| 6th | 3 | 3.33% |
| 7th | 3 | 3.33% |
| 8th | 4 | 4.44% |
| 9th | 3 | 3.33% |
| 10th | 3 | 3.33% |
| 11th | 6 | 6.67% |
| 12th | 3 | 3.33% |
| 13th | 2 | 2.22% |
| 14th | 2 | 2.22% |
| 15th | 5 | 5.56% |
| 16th | 2 | 2.22% |
| 17th | 7 | 7.78% |
| 18th | 4 | 4.44% |
| 19th | 0 | 0.00% |
| 20th | 1 | 1.11% |
| 21st | 2 | 2.22% |
| 22nd | 5 | 5.56% |
| 23rd | 2 | 2.22% |
| 24th | 1 | 1.11% |
| 25th | 1 | 1.11% |
| 26th | 4 | 4.44% |
| 27th | 4 | 4.44% |
| 28th | 3 | 3.33% |
| 29th | 0 | 0.00% |
| 30th | 3 | 3.33% |
| 31st | 0 | 0.00% |
| Total: | 90 | |

| TIME OF DAY | Total | % of Total |
|---------------|-----------|------------|
| 0000-0259 | 8 | 8.89% |
| 0300-0559 | 2 | 2.22% |
| 0600-0859 | 6 | 6.67% |
| 0900-1159 | 4 | 4.44% |
| 1200-1459 | 14 | 15.56% |
| 1500-1759 | 15 | 16.67% |
| 1800-2059 | 24 | 26.67% |
| 2100-2359 | 17 | 18.89% |
| Total: | 90 | |

| Offender Age Range | Male | Female | Total | % of Total |
|--------------------|-----------|-----------|------------|------------|
| Under 18 | 5 | 2 | 7 | 7.00% |
| 18-24 | 6 | 3 | 9 | 9.00% |
| 25-34 | 18 | 7 | 25 | 25.00% |
| 35-44 | 24 | 9 | 33 | 33.00% |
| 45-54 | 10 | 6 | 16 | 16.00% |
| 55-64 | 6 | 4 | 10 | 10.00% |
| 65 over | 0 | 0 | 0 | 0.00% |
| Unknown | 0 | 0 | 0 | 0.00% |
| Total: | 69 | 31 | 100 | |

| Offender Race | Male | Female | Total | % of Total |
|---------------------------|-----------|-----------|------------|------------|
| White | 66 | 29 | 95 | 95.00% |
| Black / African American | 2 | 0 | 2 | 2.00% |
| Am Indian / Alaska Native | 0 | 2 | 2 | 2.00% |
| Asian | 0 | 0 | 0 | 0.00% |
| Hawaiian/Pac. Islander | 0 | 0 | 0 | 0.00% |
| Unknown | 1 | 0 | 1 | 1.00% |
| Total: | 69 | 31 | 100 | |

| Primary Aggressors Arrest Info | Male | Female | Total | % of Total |
|---------------------------------|-----------|-----------|------------|------------|
| Primary Aggressors Arrested | 25 | 14 | 39 | 39.00% |
| Primary Aggressors Not Arrested | 45 | 16 | 61 | 61.00% |
| Total: | 70 | 30 | 100 | |

| Mitigating Circumstances for Primary Aggressor Not Being Arrested | Male | Female | Total | % of Total |
|---|-----------|-----------|-----------|------------|
| Aggressor undetermined | 10 | 6 | 16 | 26.23% |
| Gone upon arrival | 9 | 2 | 11 | 18.03% |
| No evidence of injury | 11 | 5 | 16 | 26.23% |
| Not reported within 24 hours | 7 | 0 | 7 | 11.48% |
| Other | 8 | 1 | 9 | 14.75% |
| Unknown | 0 | 2 | 2 | 3.28% |
| Total: | 45 | 16 | 61 | |

| Other Persons Involved Arrest Information | Male | Female | Total | % of Total |
|---|----------|----------|----------|------------|
| Other Persons Involved Arrested | 1 | 0 | 1 | 100.00% |
| Other Persons Involved Not Arrested | 0 | 0 | 0 | 0.00% |
| Total: | 1 | 0 | 1 | |

| Victim Age Range | Male | Female | Total | % of Total |
|------------------|-----------|-----------|------------|------------|
| Under 18 | 5 | 7 | 12 | 11.21% |
| 18-24 | 4 | 7 | 11 | 10.28% |
| 25-34 | 9 | 25 | 34 | 31.78% |
| 35-44 | 9 | 19 | 28 | 26.17% |
| 45-54 | 7 | 5 | 12 | 11.21% |
| 55-64 | 3 | 5 | 8 | 7.48% |
| 65 over | 0 | 1 | 1 | 0.93% |
| Unknown | 0 | 1 | 1 | 0.93% |
| Total: | 37 | 70 | 107 | |

| Victim Race | Male | Female | Total | % of Total |
|---------------------------|-----------|-----------|------------|------------|
| White | 34 | 68 | 102 | 95.33% |
| Black / African American | 1 | 2 | 3 | 2.80% |
| Am Indian / Alaska Native | 1 | 0 | 1 | 0.93% |
| Asian | 0 | 0 | 0 | 0.00% |
| Hawaiian/Pac. Islander | 0 | 0 | 0 | 0.00% |
| Unknown | 1 | 0 | 1 | 0.93% |
| Total: | 37 | 70 | 107 | |

| Victim Relationship to Offender (Within Family) | Total | % of Total |
|---|-------|------------|
| Spouse | 35 | 32.71% |
| Common - Law Spouse | 0 | 0.00% |
| Parent | 9 | 8.41% |
| Sibling | 9 | 8.41% |
| Child | 7 | 6.54% |
| Grandparent | 0 | 0.00% |
| Grandchild | 0 | 0.00% |
| In-Law | 3 | 2.80% |
| Step-parent | 1 | 0.93% |
| Step-child | 1 | 0.93% |
| Step-sibling | 0 | 0.00% |
| Other Family Member | 2 | 1.87% |

| Victim Relationship to Offender (Outside of Family) | Total | % of Total |
|---|------------|------------|
| Cohabitant | 0 | 0.00% |
| Child in Common | 1 | 0.93% |
| Acquaintance | 0 | 0.00% |
| Friend | 3 | 2.80% |
| Neighbor | 0 | 0.00% |
| Child in Care of Babysitter | 0 | 0.00% |
| Boyfriend/Girlfriend | 27 | 25.23% |
| Child of Boyfriend/Girlfriend | 1 | 0.93% |
| Homosexual Relationship | 0 | 0.00% |
| Ex-Spouse | 0 | 0.00% |
| Former Boyfriend/Girlfriend | 7 | 6.54% |
| Former Cohabitant | 0 | 0.00% |
| Employee | 0 | 0.00% |
| Employer | 0 | 0.00% |
| Otherwise Known | 1 | 0.93% |
| Relationship Unknown | 0 | 0.00% |
| Victim was Stranger | 0 | 0.00% |
| Victim was Offender | 0 | 0.00% |
| Total: | 107 | |

| WEAPON | Total | % of Total |
|--------------------|-----------|------------|
| Blunt Object | 12 | 12.24% |
| Handgun | 4 | 4.08% |
| Hands/Fist/Feet | 68 | 69.39% |
| Knife/Cutting Inst | 1 | 1.02% |
| Other Firearm | 1 | 1.02% |
| Other Weapon | 4 | 4.08% |
| Unknown | 8 | 8.16% |
| Total: | 98 | |

| ADDITIONAL INFO | Total |
|----------------------------|-------|
| Number of Children Present | 93 |
| Medical Attention Needed | 14 |
| DV Card Given | 52 |
| PO in Effect | 2 |

| Date of the Month | Total | % of Total |
|-------------------|------------|------------|
| 1st | 13 | 6.34% |
| 2nd | 7 | 3.41% |
| 3rd | 2 | 0.98% |
| 4th | 9 | 4.39% |
| 5th | 8 | 3.90% |
| 6th | 7 | 3.41% |
| 7th | 6 | 2.93% |
| 8th | 11 | 5.37% |
| 9th | 4 | 1.95% |
| 10th | 5 | 2.44% |
| 11th | 10 | 4.88% |
| 12th | 5 | 2.44% |
| 13th | 5 | 2.44% |
| 14th | 9 | 4.39% |
| 15th | 6 | 2.93% |
| 16th | 10 | 4.88% |
| 17th | 5 | 2.44% |
| 18th | 14 | 6.83% |
| 19th | 3 | 1.46% |
| 20th | 4 | 1.95% |
| 21st | 6 | 2.93% |
| 22nd | 8 | 3.90% |
| 23rd | 4 | 1.95% |
| 24th | 5 | 2.44% |
| 25th | 7 | 3.41% |
| 26th | 8 | 3.90% |
| 27th | 4 | 1.95% |
| 28th | 7 | 3.41% |
| 29th | 4 | 1.95% |
| 30th | 5 | 2.44% |
| 31st | 4 | 1.95% |
| Total: | 205 | |

| Time of Day | Total | % of Total |
|---------------|------------|------------|
| 0000-0259 | 30 | 14.63% |
| 0300-0559 | 17 | 8.29% |
| 0600-0859 | 9 | 4.39% |
| 0900-1159 | 18 | 8.78% |
| 1200-1459 | 26 | 12.68% |
| 1500-1759 | 26 | 12.68% |
| 1800-2059 | 46 | 22.44% |
| 2100-2359 | 33 | 16.10% |
| Total: | 205 | |

| Offender Age Range | Male | Female | Total | % of Total |
|--------------------|------------|-----------|------------|------------|
| Under 18 | 6 | 4 | 10 | 4.69% |
| 18-24 | 24 | 20 | 44 | 20.66% |
| 25-34 | 67 | 16 | 83 | 38.97% |
| 35-44 | 32 | 16 | 48 | 22.54% |
| 45-54 | 13 | 6 | 19 | 8.92% |
| 55-64 | 4 | 2 | 6 | 2.82% |
| 65 over | 1 | 0 | 1 | 0.47% |
| Unknown | 1 | 1 | 2 | 0.94% |
| Total: | 148 | 65 | 213 | |

| Offender Race | Male | Female | Total | % of Total |
|---------------------------|------------|-----------|------------|------------|
| White | 120 | 57 | 177 | 83.10% |
| Black / African American | 11 | 3 | 14 | 6.57% |
| Am Indian / Alaska Native | 13 | 5 | 18 | 8.45% |
| Asian | 1 | 0 | 1 | 0.47% |
| Hawaiian/Pac. Islander | 2 | 0 | 2 | 0.94% |
| Unknown | 1 | 0 | 1 | 0.47% |
| Total: | 148 | 65 | 213 | |

| Primary Aggressors Arrest Info | Male | Female | Total | % of Total |
|---------------------------------|------------|-----------|------------|------------|
| Primary Aggressors Arrested | 56 | 23 | 79 | 37.62% |
| Primary Aggressors Not Arrested | 91 | 40 | 131 | 62.38% |
| Total: | 147 | 63 | 210 | |

| Mitigating Circumstances for Primary Aggressor Not Being Arrested | Male | Female | Total | % of Total |
|---|-----------|-----------|------------|------------|
| Aggressor undetermined | 28 | 18 | 46 | 34.85% |
| Gone upon arrival | 21 | 3 | 24 | 18.18% |
| No evidence of injury | 33 | 11 | 44 | 33.33% |
| Not reported within 24 hours | 2 | 1 | 3 | 2.27% |
| Other | 7 | 8 | 15 | 11.36% |
| Unknown | 0 | 0 | 0 | 0.00% |
| Total: | 91 | 41 | 132 | |

| Other Persons Involved Arrest Information | Male | Female | Total | % of Total |
|---|----------|----------|----------|------------|
| Other Persons Involved Arrested | 0 | 0 | 0 | 0.00% |
| Other Persons Involved Not Arrested | 0 | 0 | 0 | 0.00% |
| Total | 0 | 0 | 0 | |

| Victim Age Range | Male | Female | Total | % of Total |
|------------------|-----------|------------|------------|------------|
| Under 18 | 6 | 9 | 15 | 7.18% |
| 18-24 | 8 | 37 | 45 | 21.53% |
| 25-34 | 23 | 53 | 76 | 36.36% |
| 35-44 | 11 | 30 | 41 | 19.62% |
| 45-54 | 4 | 15 | 19 | 9.09% |
| 55-64 | 1 | 6 | 7 | 3.35% |
| 65 over | 4 | 2 | 6 | 2.87% |
| Unknown | 0 | 0 | 0 | 0.00% |
| Total: | 57 | 152 | 209 | |

| Victim Race | Male | Female | Total | % of Total |
|---------------------------|-----------|------------|------------|------------|
| White | 49 | 128 | 177 | 85.10% |
| Black / African American | 3 | 7 | 10 | 4.81% |
| Am Indian / Alaska Native | 4 | 11 | 15 | 7.21% |
| Asian | 0 | 4 | 4 | 1.92% |
| Hawaiian/Pac. Islander | 0 | 1 | 1 | 0.48% |
| Unknown | 1 | 0 | 1 | 0.48% |
| Total: | 57 | 151 | 208 | |

| Victim Relationship to Offender (Within Family) | Total | % of Total |
|---|-------|------------|
| Spouse | 47 | 22.60% |
| Common - Law Spouse | 2 | 0.96% |
| Parent | 16 | 7.69% |
| Sibling | 13 | 6.25% |
| Child | 12 | 5.77% |
| Grandparent | 3 | 1.44% |
| Grandchild | 3 | 1.44% |
| In-Law | 0 | 0.00% |
| Step-parent | 0 | 0.00% |
| Step-child | 1 | 0.48% |
| Step-sibling | 0 | 0.00% |
| Other Family Member | 5 | 2.40% |

| Victim Relationship to Offender (Outside of Family) | Total | % of Total |
|---|------------|------------|
| Cohabitant | 1 | 0.48% |
| Child in Common | 0 | 0.00% |
| Acquaintance | 0 | 0.00% |
| Friend | 0 | 0.00% |
| Neighbor | 0 | 0.00% |
| Child in Care of Babysitter | 0 | 0.00% |
| Boyfriend/Girlfriend | 85 | 40.87% |
| Child of Boyfriend/Girlfriend | 0 | 0.00% |
| Homosexual Relationship | 0 | 0.00% |
| Ex-Spouse | 1 | 0.48% |
| Former Boyfriend/Girlfriend | 18 | 8.65% |
| Former Cohabitant | 0 | 0.00% |
| Employee | 0 | 0.00% |
| Employer | 0 | 0.00% |
| Otherwise Known | 1 | 0.48% |
| Relationship Unknown | 0 | 0.00% |
| Victim was Stranger | 0 | 0.00% |
| Victim was Offender | 0 | 0.00% |
| Total: | 208 | |

| WEAPON | Total | % of Total |
|--------------------|------------|------------|
| Blunt Object | 24 | 11.59% |
| Handgun | 13 | 6.28% |
| Hands/Fist/Feet | 162 | 78.26% |
| Knife/Cutting Inst | 0 | 0.00% |
| Other Firearm | 1 | 0.48% |
| Other Weapon | 7 | 3.38% |
| Unknown | 0 | 0.00% |
| Total: | 207 | |

| ADDITIONAL INFO | Total |
|----------------------------|-------|
| Number of Children Present | 99 |
| Medical Attention Needed | 139 |
| DV Card Given | 115 |
| PO in Effect | 3 |

| Date of the Month | Total | % of Total |
|-------------------|-----------|------------|
| 1st | 2 | 2.94% |
| 2nd | 2 | 2.94% |
| 3rd | 2 | 2.94% |
| 4th | 1 | 1.47% |
| 5th | 2 | 2.94% |
| 6th | 3 | 4.41% |
| 7th | 2 | 2.94% |
| 8th | 6 | 8.82% |
| 9th | 2 | 2.94% |
| 10th | 3 | 4.41% |
| 11th | 2 | 2.94% |
| 12th | 1 | 1.47% |
| 13th | 3 | 4.41% |
| 14th | 2 | 2.94% |
| 15th | 1 | 1.47% |
| 16th | 3 | 4.41% |
| 17th | 1 | 1.47% |
| 18th | 2 | 2.94% |
| 19th | 1 | 1.47% |
| 20th | 0 | 0.00% |
| 21st | 4 | 5.88% |
| 22nd | 4 | 5.88% |
| 23rd | 4 | 5.88% |
| 24th | 3 | 4.41% |
| 25th | 0 | 0.00% |
| 26th | 1 | 1.47% |
| 27th | 1 | 1.47% |
| 28th | 3 | 4.41% |
| 29th | 1 | 1.47% |
| 30th | 3 | 4.41% |
| 31st | 3 | 4.41% |
| Total: | 68 | |

| Time of Day | Total | % of Total |
|---------------|-----------|------------|
| 0000-0259 | 11 | 16.18% |
| 0300-0559 | 10 | 14.71% |
| 0600-0859 | 9 | 13.24% |
| 0900-1159 | 4 | 5.88% |
| 1200-1459 | 6 | 8.82% |
| 1500-1759 | 7 | 10.29% |
| 1800-2059 | 10 | 14.71% |
| 2100-2359 | 11 | 16.18% |
| Total: | 68 | |

| Offender Age Range | Male | Female | Total | % of Total |
|--------------------|-----------|-----------|-----------|------------|
| Under 18 | 1 | 1 | 2 | 2.63% |
| 18-24 | 11 | 4 | 15 | 19.74% |
| 25-34 | 14 | 10 | 24 | 31.58% |
| 35-44 | 17 | 5 | 22 | 28.95% |
| 45-54 | 7 | 4 | 11 | 14.47% |
| 55-64 | 1 | 0 | 1 | 1.32% |
| 65 over | 1 | 0 | 1 | 1.32% |
| Unknown | 0 | 0 | 0 | 0.00% |
| Total: | 52 | 24 | 76 | |

| Offender Race | Male | Female | Total | % of Total |
|---------------------------|-----------|-----------|-----------|------------|
| White | 44 | 21 | 65 | 85.53% |
| Black / African American | 1 | 2 | 3 | 3.95% |
| Am Indian / Alaska Native | 4 | 1 | 5 | 6.58% |
| Asian | 1 | 0 | 1 | 1.32% |
| Hawaiian/Pac. Islander | 1 | 0 | 1 | 1.32% |
| Unknown | 1 | 0 | 1 | 1.32% |
| Total: | 52 | 24 | 76 | |

| Primary Aggressors Arrest Info | Male | Female | Total | % of Total |
|---------------------------------|-----------|-----------|-----------|------------|
| Primary Aggressors Arrested | 19 | 7 | 26 | 39.39% |
| Primary Aggressors Not Arrested | 31 | 9 | 40 | 60.61% |
| Total: | 50 | 16 | 66 | |

| Mitigating Circumstances for Primary Aggressor Not Being Arrested | Male | Female | Total | % of Total |
|---|-----------|-----------|-----------|------------|
| Aggressor undetermined | 9 | 11 | 20 | 40.00% |
| Gone upon arrival | 14 | 1 | 15 | 30.00% |
| No evidence of injury | 4 | 0 | 4 | 8.00% |
| Not reported within 24 hours | 3 | 0 | 3 | 6.00% |
| Other | 5 | 2 | 7 | 14.00% |
| Unknown | 1 | 0 | 1 | 2.00% |
| Total: | 36 | 14 | 50 | |

| Other Persons Involved Arrest Information | Male | Female | Total | % of Total |
|---|----------|----------|----------|------------|
| Other Persons Involved Arrested | 0 | 0 | 0 | #DIV/0! |
| Other Persons Involved Not Arrested | 0 | 0 | 0 | #DIV/0! |
| Total | 0 | 0 | 0 | |

| Victim Age Range | Male | Female | Total | % of Total |
|------------------|-----------|-----------|-----------|------------|
| Under 18 | 0 | 2 | 2 | 2.56% |
| 18-24 | 1 | 6 | 7 | 8.97% |
| 25-34 | 8 | 24 | 32 | 41.03% |
| 35-44 | 4 | 15 | 19 | 24.36% |
| 45-54 | 5 | 5 | 10 | 12.82% |
| 55-64 | 0 | 3 | 3 | 3.85% |
| 65 over | 5 | 0 | 5 | 6.41% |
| Unknown | 0 | 0 | 0 | 0.00% |
| Total: | 23 | 55 | 78 | |

| Victim Race | Male | Female | Total | % of Total |
|---------------------------|-----------|-----------|-----------|------------|
| White | 19 | 49 | 68 | 87.18% |
| Black / African American | 1 | 1 | 2 | 2.56% |
| Am Indian / Alaska Native | 2 | 2 | 4 | 5.13% |
| Asian | 1 | 1 | 2 | 2.56% |
| Hawaiian/Pac. Islander | 0 | 1 | 1 | 1.28% |
| Unknown | 0 | 1 | 1 | 1.28% |
| Total: | 23 | 55 | 78 | |

| Victim Relationship to Offender (Within Family) | Total | % of Total |
|---|-------|------------|
| Spouse | 9 | 11.84% |
| Common - Law Spouse | 0 | 0.00% |
| Parent | 8 | 10.53% |
| Sibling | 5 | 6.58% |
| Child | 4 | 5.26% |
| Grandparent | 0 | 0.00% |
| Grandchild | 0 | 0.00% |
| In-Law | 0 | 0.00% |
| Step-parent | 1 | 1.32% |
| Step-child | 0 | 0.00% |
| Step-sibling | 0 | 0.00% |
| Other Family Member | 1 | 1.32% |

| Victim Relationship to Offender (Outside of Family) | Total | % of Total |
|---|-----------|------------|
| Cohabitant | 6 | 7.89% |
| Child in Common | 9 | 11.84% |
| Acquaintance | 0 | 0.00% |
| Friend | 0 | 0.00% |
| Neighbor | 0 | 0.00% |
| Child in Care of Babysitter | 0 | 0.00% |
| Boyfriend/Girlfriend | 29 | 38.16% |
| Child of Boyfriend/Girlfriend | 0 | 0.00% |
| Homosexual Relationship | 2 | 2.63% |
| Ex-Spouse | 0 | 0.00% |
| Former Boyfriend/Girlfriend | 1 | 1.32% |
| Former Cohabitant | 0 | 0.00% |
| Employee | 0 | 0.00% |
| Employer | 0 | 0.00% |
| Otherwise Known | 1 | 1.32% |
| Relationship Unknown | 0 | 0.00% |
| Victim was Stranger | 0 | 0.00% |
| Victim was Offender | 0 | 0.00% |
| Total: | 76 | |

| Weapon Used | Total | % of Total |
|--------------------|-----------|------------|
| Blunt Object | 2 | 2.60% |
| Handgun | 0 | 0.00% |
| Hands/Fist/Feet | 73 | 94.81% |
| Knife/Cutting Inst | 0 | 0.00% |
| Other Firearm | 0 | 0.00% |
| Other Weapon | 0 | 0.00% |
| Unknown | 2 | 2.60% |
| Total: | 77 | |

| Additional Information | Total |
|----------------------------|-------|
| Number of Children Present | 9 |
| Medical Attention Needed | 4 |
| DV Card Given | 44 |
| PO in Effect | 0 |

Esmeralda County SO TOTAL- DV 2018

| Date of the Month | Total | % of Total |
|-------------------|----------|------------|
| 1st | 1 | 16.67% |
| 2nd | 0 | 0.00% |
| 3rd | 0 | 0.00% |
| 4th | 1 | 16.67% |
| 5th | 1 | 16.67% |
| 6th | 0 | 0.00% |
| 7th | 0 | 0.00% |
| 8th | 0 | 0.00% |
| 9th | 0 | 0.00% |
| 10th | 0 | 0.00% |
| 11th | 0 | 0.00% |
| 12th | 0 | 0.00% |
| 13th | 0 | 0.00% |
| 14th | 0 | 0.00% |
| 15th | 0 | 0.00% |
| 16th | 1 | 16.67% |
| 17th | 0 | 0.00% |
| 18th | 0 | 0.00% |
| 19th | 0 | 0.00% |
| 20th | 0 | 0.00% |
| 21st | 0 | 0.00% |
| 22nd | 0 | 0.00% |
| 23rd | 0 | 0.00% |
| 24th | 1 | 16.67% |
| 25th | 1 | 16.67% |
| 26th | 0 | 0.00% |
| 27th | 0 | 0.00% |
| 28th | 0 | 0.00% |
| 29th | 0 | 0.00% |
| 30th | 0 | 0.00% |
| 31st | 0 | 0.00% |
| Total: | 6 | |

| TIME OF DAY | Total | % of Total |
|---------------|----------|------------|
| 0000-0259 | 2 | 33.33% |
| 0300-0559 | 0 | 0.00% |
| 0600-0859 | 0 | 0.00% |
| 0900-1159 | 0 | 0.00% |
| 1200-1459 | 0 | 0.00% |
| 1500-1759 | 1 | 16.67% |
| 1800-2059 | 1 | 16.67% |
| 2100-2359 | 2 | 33.33% |
| Total: | 6 | |

| Offender Age Range | Male | Female | Total | % of Total |
|--------------------|----------|----------|----------|------------|
| Under 18 | 0 | 0 | 0 | 0.00% |
| 18-24 | 0 | 0 | 0 | 0.00% |
| 25-34 | 1 | 0 | 1 | 16.67% |
| 35-44 | 2 | 0 | 2 | 33.33% |
| 45-54 | 1 | 1 | 2 | 33.33% |
| 55-64 | 1 | 0 | 1 | 16.67% |
| 65 over | 0 | 0 | 0 | 0.00% |
| Unknown | 0 | 0 | 0 | 0.00% |
| Total: | 5 | 1 | 6 | |

| Offender Race | Male | Female | Total | % of Total |
|---------------------------|----------|----------|----------|------------|
| White | 5 | 1 | 6 | 100.00% |
| Black / African American | 0 | 0 | 0 | 0.00% |
| Am Indian / Alaska Native | 0 | 0 | 0 | 0.00% |
| Asian | 0 | 0 | 0 | 0.00% |
| Hawaiian/Pac. Islander | 0 | 0 | 0 | 0.00% |
| Unknown | 0 | 0 | 0 | 0.00% |
| Total: | 5 | 1 | 6 | |

| Primary Aggressors Arrest Info | Male | Female | Total | % of Total |
|---------------------------------|----------|----------|----------|------------|
| Primary Aggressors Arrested | 4 | 0 | 4 | 66.67% |
| Primary Aggressors Not Arrested | 1 | 1 | 2 | 33.33% |
| Total: | 5 | 1 | 6 | |

| Mitigating Circumstances for Primary Aggressor Not Being Arrested | Male | Female | Total | % of Total |
|---|----------|----------|----------|------------|
| Aggressor undetermined | 0 | 0 | 0 | 0.00% |
| Gone upon arrival | 0 | 1 | 1 | 50.00% |
| No evidence of injury | 1 | 0 | 1 | 50.00% |
| Not reported within 24 hours | 0 | 0 | 0 | 0.00% |
| Other | 0 | 0 | 0 | 0.00% |
| Unknown | 0 | 0 | 0 | 0.00% |
| Total: | 1 | 1 | 2 | |

| Other Persons Involved Arrest Information | Male | Female | Total | % of Total |
|---|----------|----------|----------|------------|
| Other Persons Involved Arrested | 0 | 0 | 0 | 0.00% |
| Other Persons Involved Not Arrested | 0 | 1 | 1 | 100.00% |
| Total: | 0 | 1 | 1 | |

| Victim Age Range | Male | Female | Total | % of Total |
|------------------|----------|----------|----------|------------|
| Under 18 | 0 | 0 | 0 | 0.00% |
| 18-24 | 0 | 1 | 1 | 16.67% |
| 25-34 | 0 | 1 | 1 | 16.67% |
| 35-44 | 0 | 1 | 1 | 16.67% |
| 45-54 | 0 | 1 | 1 | 16.67% |
| 55-64 | 1 | 1 | 2 | 33.33% |
| 65 over | 0 | 0 | 0 | 0.00% |
| Unknown | 0 | 0 | 0 | 0.00% |
| Total: | 1 | 5 | 6 | |

| Victim Race | Male | Female | Total | % of Total |
|---------------------------|----------|----------|----------|------------|
| White | 1 | 5 | 6 | 100.00% |
| Black / African American | 0 | 0 | 0 | 0.00% |
| Am Indian / Alaska Native | 0 | 0 | 0 | 0.00% |
| Asian | 0 | 0 | 0 | 0.00% |
| Hawaiian/Pac. Islander | 0 | 0 | 0 | 0.00% |
| Unknown | 0 | 0 | 0 | 0.00% |
| Total: | 1 | 5 | 6 | |

| Victim Relationship to Offender (Within Family) | Total | % of Total |
|---|-------|------------|
| Spouse | 0 | 0.00% |
| Common - Law Spouse | 0 | 0.00% |
| Parent | 0 | 0.00% |
| Sibling | 0 | 0.00% |
| Child | 0 | 0.00% |
| Grandparent | 0 | 0.00% |
| Grandchild | 0 | 0.00% |
| In-Law | 0 | 0.00% |
| Step-parent | 0 | 0.00% |
| Step-child | 0 | 0.00% |
| Step-sibling | 0 | 0.00% |
| Other Family Member | 0 | 0.00% |

| Victim Relationship to Offender (Outside of Family) | Total | % of Total |
|---|----------|------------|
| Cohabitant | 0 | 0.00% |
| Child in Common | 0 | 0.00% |
| Acquaintance | 0 | 0.00% |
| Friend | 0 | 0.00% |
| Neighbor | 0 | 0.00% |
| Child in Care of Babysitter | 0 | 0.00% |
| Boyfriend/Girlfriend | 3 | 100.00% |
| Child of Boyfriend/Girlfriend | 0 | 0.00% |
| Homosexual Relationship | 0 | 0.00% |
| Ex-Spouse | 0 | 0.00% |
| Former Boyfriend/Girlfriend | 0 | 0.00% |
| Former Cohabitant | 0 | 0.00% |
| Employee | 0 | 0.00% |
| Employer | 0 | 0.00% |
| Otherwise Known | 0 | 0.00% |
| Relationship Unknown | 0 | 0.00% |
| Victim was Stranger | 0 | 0.00% |
| Victim was Offender | 0 | 0.00% |
| Total: | 3 | |

| WEAPON | Total | % of Total |
|--------------------|----------|------------|
| Blunt Object | 0 | 0.00% |
| Handgun | 0 | 0.00% |
| Hands/Fist/Feet | 4 | 66.67% |
| Knife/Cutting Inst | 0 | 0.00% |
| Other Firearm | 0 | 0.00% |
| Other Weapon | 0 | 0.00% |
| Unknown | 2 | 33.33% |
| Total: | 6 | |

| ADDITIONAL INFO | Total | % of Total |
|----------------------------|-------|------------|
| Number of Children Present | 0 | 0.00% |
| Medical Attention Needed | 0 | 0.00% |
| DV Card Given | 4 | 66.67% |
| PO in Effect | 0 | 0.00% |

| Date of the Month | Total | % of Total |
|-------------------|-----------|------------|
| 1st | 1 | 6.25% |
| 2nd | 0 | 0.00% |
| 3rd | 0 | 0.00% |
| 4th | 0 | 0.00% |
| 5th | 0 | 0.00% |
| 6th | 0 | 0.00% |
| 7th | 0 | 0.00% |
| 8th | 0 | 0.00% |
| 9th | 0 | 0.00% |
| 10th | 1 | 6.25% |
| 11th | 1 | 6.25% |
| 12th | 0 | 0.00% |
| 13th | 1 | 6.25% |
| 14th | 0 | 0.00% |
| 15th | 0 | 0.00% |
| 16th | 0 | 0.00% |
| 17th | 0 | 0.00% |
| 18th | 1 | 6.25% |
| 19th | 0 | 0.00% |
| 20th | 0 | 0.00% |
| 21st | 1 | 6.25% |
| 22nd | 1 | 6.25% |
| 23rd | 0 | 0.00% |
| 24th | 2 | 12.50% |
| 25th | 1 | 6.25% |
| 26th | 2 | 12.50% |
| 27th | 1 | 6.25% |
| 28th | 1 | 6.25% |
| 29th | 2 | 12.50% |
| 30th | 0 | 0.00% |
| 31st | 0 | 0.00% |
| Total: | 16 | |

| Time of Day | Total | % of Total |
|---------------|-----------|------------|
| 0000-0259 | 3 | 18.75% |
| 0300-0559 | 1 | 6.25% |
| 0600-0859 | 2 | 12.50% |
| 0900-1159 | 0 | 0.00% |
| 1200-1459 | 4 | 25.00% |
| 1500-1759 | 2 | 12.50% |
| 1800-2059 | 2 | 12.50% |
| 2100-2359 | 2 | 12.50% |
| Total: | 16 | |

| Offender Age Range | Male | Female | Total | % of Total |
|--------------------|-----------|----------|-----------|------------|
| Under 18 | 0 | 1 | 1 | 5.88% |
| 18-24 | 2 | 2 | 4 | 23.53% |
| 25-34 | 3 | 2 | 5 | 29.41% |
| 35-44 | 1 | 1 | 2 | 11.76% |
| 45-54 | 2 | 0 | 2 | 11.76% |
| 55-64 | 1 | 0 | 1 | 5.88% |
| 65 over | 1 | 1 | 2 | 11.76% |
| Unknown | 0 | 0 | 0 | 0.00% |
| Total: | 10 | 7 | 17 | |

| Offender Race | Male | Female | Total | % of Total |
|---------------------------|-----------|----------|-----------|------------|
| White | 9 | 7 | 16 | 94.12% |
| Black / African American | 1 | 0 | 1 | 5.88% |
| Am Indian / Alaska Native | 0 | 0 | 0 | 0.00% |
| Asian | 0 | 0 | 0 | 0.00% |
| Hawaiian/Pac. Islander | 0 | 0 | 0 | 0.00% |
| Unknown | 0 | 0 | 0 | 0.00% |
| Total: | 10 | 7 | 17 | |

| Primary Aggressors Arrest Info | Male | Female | Total | % of Total |
|---------------------------------|-----------|----------|-----------|------------|
| Primary Aggressors Arrested | 6 | 3 | 9 | 56.25% |
| Primary Aggressors Not Arrested | 4 | 3 | 7 | 43.75% |
| Total: | 10 | 6 | 16 | |

| Mitigating Circumstances for Primary Aggressor Not Being Arrested | Male | Female | Total | % of Total |
|---|----------|----------|----------|------------|
| Aggressor undetermined | 3 | 1 | 4 | 57.14% |
| Gone upon arrival | 0 | 0 | 0 | 0.00% |
| No evidence of injury | 1 | 1 | 2 | 28.57% |
| Not reported within 24 hours | 0 | 0 | 0 | 0.00% |
| Other | 0 | 1 | 1 | 14.29% |
| Unknown | 0 | 0 | 0 | 0.00% |
| Total: | 4 | 3 | 7 | |

| Other Persons Involved Arrest Information | Male | Female | Total | % of Total |
|---|----------|----------|----------|------------|
| Other Persons Involved Arrested | 0 | 0 | 0 | 0.00% |
| Other Persons Involved Not Arrested | 0 | 0 | 0 | 0.00% |
| Total: | 0 | 0 | 0 | |

| Victim Age Range | Male | Female | Total | % of Total |
|------------------|----------|-----------|-----------|------------|
| Under 18 | 0 | 0 | 0 | 0.00% |
| 18-24 | 1 | 2 | 3 | 17.65% |
| 25-34 | 5 | 4 | 9 | 52.94% |
| 35-44 | 0 | 0 | 0 | 0.00% |
| 45-54 | 1 | 2 | 3 | 17.65% |
| 55-64 | 0 | 2 | 2 | 11.76% |
| 65 over | 0 | 0 | 0 | 0.00% |
| Unknown | 0 | 0 | 0 | 0.00% |
| Total: | 7 | 10 | 17 | |

| Victim Race | Male | Female | Total | % of Total |
|---------------------------|----------|-----------|-----------|------------|
| White | 7 | 10 | 17 | 100.00% |
| Black / African American | 0 | 0 | 0 | 0.00% |
| Am Indian / Alaska Native | 0 | 0 | 0 | 0.00% |
| Asian | 0 | 0 | 0 | 0.00% |
| Hawaiian/Pac. Islander | 0 | 0 | 0 | 0.00% |
| Unknown | 0 | 0 | 0 | 0.00% |
| Total: | 7 | 10 | 17 | |

| Victim Relationship to Offender (Within Family) | Total | % of Total |
|---|-------|------------|
| Spouse | 3 | 20.00% |
| Common - Law Spouse | 1 | 6.67% |
| Parent | 4 | 26.67% |
| Sibling | 1 | 6.67% |
| Child | 0 | 0.00% |
| Grandparent | 0 | 0.00% |
| Grandchild | 0 | 0.00% |
| In-Law | 0 | 0.00% |
| Step-parent | 0 | 0.00% |
| Step-child | 0 | 0.00% |
| Step-sibling | 0 | 0.00% |
| Other Family Member | 0 | 0.00% |

| Victim Relationship to Offender (Outside of Family) | Total | % of Total |
|---|-----------|------------|
| Cohabitant | 1 | 6.67% |
| Child in Common | 0 | 0.00% |
| Acquaintance | 0 | 0.00% |
| Friend | 0 | 0.00% |
| Neighbor | 0 | 0.00% |
| Child in Care of Babysitter | 0 | 0.00% |
| Boyfriend/Girlfriend | 5 | 33.33% |
| Child of Boyfriend/Girlfriend | 0 | 0.00% |
| Homosexual Relationship | 0 | 0.00% |
| Ex-Spouse | 0 | 0.00% |
| Former Boyfriend/Girlfriend | 0 | 0.00% |
| Former Cohabitant | 0 | 0.00% |
| Employee | 0 | 0.00% |
| Employer | 0 | 0.00% |
| Otherwise Known | 0 | 0.00% |
| Relationship Unknown | 0 | 0.00% |
| Victim was Stranger | 0 | 0.00% |
| Victim was Offender | 0 | 0.00% |
| Total: | 15 | |

| WEAPON | Total | % of Total |
|--------------------|-----------|------------|
| Blunt Object | 1 | 6.67% |
| Handgun | 0 | 0.00% |
| Hands/Fist/Feet | 14 | 93.33% |
| Knife/Cutting Inst | 0 | 0.00% |
| Other Firearm | 0 | 0.00% |
| Other Weapon | 0 | 0.00% |
| Unknown | 0 | 0.00% |
| Total: | 15 | |

| ADDITIONAL INFO | Total |
|----------------------------|-------|
| Number of Children Present | 3 |
| Medical Attention Needed | 2 |
| DV Card Given | 8 |
| PO in Effect | 0 |

| Date of the Month | Total | % of Total |
|-------------------|------------|------------|
| 1st | 2 | 1.75% |
| 2nd | 5 | 4.39% |
| 3rd | 2 | 1.75% |
| 4th | 6 | 5.26% |
| 5th | 3 | 2.63% |
| 6th | 2 | 1.75% |
| 7th | 1 | 0.88% |
| 8th | 6 | 5.26% |
| 9th | 3 | 2.63% |
| 10th | 4 | 3.51% |
| 11th | 3 | 2.63% |
| 12th | 4 | 3.51% |
| 13th | 4 | 3.51% |
| 14th | 2 | 1.75% |
| 15th | 6 | 5.26% |
| 16th | 3 | 2.63% |
| 17th | 6 | 5.26% |
| 18th | 2 | 1.75% |
| 19th | 0 | 0.00% |
| 20th | 6 | 5.26% |
| 21st | 5 | 4.39% |
| 22nd | 7 | 6.14% |
| 23rd | 5 | 4.39% |
| 24th | 4 | 3.51% |
| 25th | 0 | 0.00% |
| 26th | 7 | 6.14% |
| 27th | 4 | 3.51% |
| 28th | 6 | 5.26% |
| 29th | 1 | 0.88% |
| 30th | 1 | 0.88% |
| 31st | 4 | 3.51% |
| Total: | 114 | |

| Time of Day | Total | % of Total |
|---------------|------------|------------|
| 0000-0259 | 8 | 7.02% |
| 0300-0559 | 11 | 9.65% |
| 0600-0859 | 7 | 6.14% |
| 0900-1159 | 12 | 10.53% |
| 1200-1459 | 13 | 11.40% |
| 1500-1759 | 20 | 17.54% |
| 1800-2059 | 20 | 17.54% |
| 2100-2359 | 23 | 20.18% |
| Total: | 114 | |

| Offender Age Range | Male | Female | Total | % of Total |
|--------------------|-----------|-----------|------------|------------|
| Under 18 | 2 | 0 | 2 | 1.75% |
| 18-24 | 14 | 8 | 22 | 19.30% |
| 25-34 | 35 | 10 | 45 | 39.47% |
| 35-44 | 12 | 0 | 12 | 10.53% |
| 45-54 | 18 | 4 | 22 | 19.30% |
| 55-64 | 4 | 3 | 7 | 6.14% |
| 65 over | 3 | 0 | 3 | 2.63% |
| Unknown | 1 | 0 | 1 | 0.88% |
| Total: | 89 | 25 | 114 | |

| Offender Race | Male | Female | Total | % of Total |
|---------------------------|-----------|-----------|------------|------------|
| White | 84 | 24 | 108 | 94.74% |
| Black / African American | 2 | 1 | 3 | 2.63% |
| Am Indian / Alaska Native | 3 | 0 | 3 | 2.63% |
| Asian | 0 | 0 | 0 | 0.00% |
| Hawaiian/Pac. Islander | 0 | 0 | 0 | 0.00% |
| Unknown | 0 | 0 | 0 | 0.00% |
| Total: | 89 | 25 | 114 | |

| Primary Aggressors Arrest Info | Male | Female | Total | % of Total |
|---------------------------------|-----------|-----------|------------|------------|
| Primary Aggressors Arrested | 29 | 13 | 42 | 37.50% |
| Primary Aggressors Not Arrested | 55 | 15 | 70 | 62.50% |
| Total: | 84 | 28 | 112 | |

| Mitigating Circumstances for Primary Aggressor Not Being Arrested | Male | Female | Total | % of Total |
|---|-----------|-----------|-----------|------------|
| Aggressor undetermined | 20 | 9 | 29 | 41.43% |
| Gone upon arrival | 18 | 4 | 22 | 31.43% |
| No evidence of injury | 16 | 1 | 17 | 24.29% |
| Not reported within 24 hours | 1 | 0 | 1 | 1.43% |
| Other | 0 | 1 | 1 | 1.43% |
| Unknown | 0 | 0 | 0 | 0.00% |
| Total: | 55 | 15 | 70 | |

| Other Persons Involved Arrest Information | Male | Female | Total | % of Total |
|---|----------|----------|----------|------------|
| Other Persons Involved Arrested | 0 | 0 | 0 | 0.00% |
| Other Persons Involved Not Arrested | 0 | 0 | 0 | 0.00% |
| Total | 0 | 0 | 0 | |

| Victim Age Range | Male | Female | Total | % of Total |
|------------------|-----------|-----------|------------|------------|
| Under 18 | 2 | 3 | 5 | 4.35% |
| 18-24 | 5 | 15 | 20 | 17.39% |
| 25-34 | 8 | 45 | 53 | 46.09% |
| 35-44 | 1 | 20 | 21 | 18.26% |
| 45-54 | 6 | 8 | 14 | 12.17% |
| 55-64 | 0 | 1 | 1 | 0.87% |
| 65 over | 0 | 0 | 0 | 0.00% |
| Unknown | 0 | 1 | 1 | 0.87% |
| Total: | 22 | 93 | 115 | |

| Victim Race | Male | Female | Total | % of Total |
|---------------------------|-----------|-----------|------------|------------|
| White | 21 | 90 | 111 | 96.52% |
| Black / African American | 0 | 0 | 0 | 0.00% |
| Am Indian / Alaska Native | 0 | 3 | 3 | 2.61% |
| Asian | 0 | 0 | 0 | 0.00% |
| Hawaiian/Pac. Islander | 0 | 0 | 0 | 0.00% |
| Unknown | 1 | 0 | 1 | 0.87% |
| Total: | 22 | 93 | 115 | |

| Victim Relationship to Offender (Within Family) | Total | % of Total |
|---|-------|------------|
| Spouse | 18 | 17.31% |
| Common - Law Spouse | 1 | 0.96% |
| Parent | 5 | 4.81% |
| Sibling | 7 | 6.73% |
| Child | 1 | 0.96% |
| Grandparent | 0 | 0.00% |
| Grandchild | 0 | 0.00% |
| In-Law | 3 | 2.88% |
| Step-parent | 0 | 0.00% |
| Step-child | 0 | 0.00% |
| Step-sibling | 0 | 0.00% |
| Other Family Member | 0 | 0.00% |

| Victim Relationship to Offender (Outside of Family) | Total | % of Total |
|---|------------|------------|
| Cohabitant | 1 | 0.96% |
| Child in Common | 2 | 1.92% |
| Acquaintance | 1 | 0.96% |
| Friend | 0 | 0.00% |
| Neighbor | 0 | 0.00% |
| Child in Care of Babysitter | 0 | 0.00% |
| Boyfriend/Girlfriend | 42 | 40.38% |
| Child of Boyfriend/Girlfriend | 5 | 4.81% |
| Homosexual Relationship | 0 | 0.00% |
| Ex-Spouse | 6 | 5.77% |
| Former Boyfriend/Girlfriend | 12 | 11.54% |
| Former Cohabitant | 0 | 0.00% |
| Employee | 0 | 0.00% |
| Employer | 0 | 0.00% |
| Otherwise Known | 0 | 0.00% |
| Relationship Unknown | 0 | 0.00% |
| Victim was Stranger | 0 | 0.00% |
| Victim was Offender | 0 | 0.00% |
| Total: | 104 | |

| Weapon Used | Total | % of Total |
|--------------------|------------|------------|
| Blunt Object | 1 | 0.88% |
| Handgun | 1 | 0.88% |
| Hands/Fist/Feet | 111 | 97.37% |
| Knife/Cutting Inst | 0 | 0.00% |
| Other Firearm | 1 | 0.88% |
| Other Weapon | 0 | 0.00% |
| Unknown | 0 | 0.00% |
| Total: | 114 | |

| Additional Information | Total |
|----------------------------|-------|
| Number of Children Present | 61 |
| Medical Attention Needed | 0 |
| DV Card Given | 26 |
| PO in Effect | 0 |

| Date of the Month | Total | % of Total |
|-------------------|-----------|------------|
| 1st | 3 | 5.36% |
| 2nd | 2 | 3.57% |
| 3rd | 3 | 5.36% |
| 4th | 1 | 1.79% |
| 5th | 4 | 7.14% |
| 6th | 2 | 3.57% |
| 7th | 2 | 3.57% |
| 8th | 3 | 5.36% |
| 9th | 0 | 0.00% |
| 10th | 4 | 7.14% |
| 11th | 1 | 1.79% |
| 12th | 3 | 5.36% |
| 13th | 2 | 3.57% |
| 14th | 1 | 1.79% |
| 15th | 4 | 7.14% |
| 16th | 1 | 1.79% |
| 17th | 1 | 1.79% |
| 18th | 2 | 3.57% |
| 19th | 3 | 5.36% |
| 20th | 2 | 3.57% |
| 21st | 3 | 5.36% |
| 22nd | 1 | 1.79% |
| 23rd | 3 | 5.36% |
| 24th | 0 | 0.00% |
| 25th | 0 | 0.00% |
| 26th | 2 | 3.57% |
| 27th | 0 | 0.00% |
| 28th | 1 | 1.79% |
| 29th | 1 | 1.79% |
| 30th | 0 | 0.00% |
| 31st | 1 | 1.79% |
| Total: | 56 | |

| TIME OF DAY | Total | % of Total |
|---------------|-----------|------------|
| 0000-0259 | 3 | 5.45% |
| 0300-0559 | 0 | 0.00% |
| 0600-0859 | 3 | 5.45% |
| 0900-1159 | 5 | 9.09% |
| 1200-1459 | 9 | 16.36% |
| 1500-1759 | 8 | 14.55% |
| 1800-2059 | 14 | 25.45% |
| 2100-2359 | 13 | 23.64% |
| Total: | 55 | |

| Offender Age Range | Male | Female | Total | % of Total |
|--------------------|-----------|-----------|-----------|------------|
| Under 18 | 4 | 1 | 5 | 7.94% |
| 18-24 | 7 | 5 | 12 | 19.05% |
| 25-34 | 11 | 4 | 15 | 23.81% |
| 35-44 | 9 | 10 | 19 | 30.16% |
| 45-54 | 7 | 2 | 9 | 14.29% |
| 55-64 | 1 | 1 | 2 | 3.17% |
| 65 over | 0 | 0 | 0 | 0.00% |
| Unknown | 0 | 1 | 1 | 1.59% |
| Total: | 39 | 24 | 63 | |

| Offender Race | Male | Female | Total | % of Total |
|---------------------------|-----------|-----------|-----------|------------|
| White | 35 | 20 | 55 | 87.30% |
| Black / African American | 0 | 0 | 0 | 0.00% |
| Am Indian / Alaska Native | 3 | 4 | 7 | 11.11% |
| Asian | 0 | 0 | 0 | 0.00% |
| Hawaiian/Pac. Islander | 0 | 0 | 0 | 0.00% |
| Unknown | 1 | 0 | 1 | 1.59% |
| Total: | 39 | 24 | 63 | |

| Primary Aggressors Arrest Info | Male | Female | Total | % of Total |
|---------------------------------|-----------|-----------|-----------|------------|
| Primary Aggressors Arrested | 26 | 11 | 37 | 60.66% |
| Primary Aggressors Not Arrested | 13 | 11 | 24 | 39.34% |
| Total: | 39 | 22 | 61 | |

| Mitigating Circumstances for Primary Aggressor Not Being Arrested | Male | Female | Total | % of Total |
|---|-----------|-----------|-----------|------------|
| Aggressor undetermined | 1 | 4 | 5 | 20.83% |
| Gone upon arrival | 6 | 2 | 8 | 33.33% |
| No evidence of injury | 2 | 0 | 2 | 8.33% |
| Not reported within 24 hours | 3 | 2 | 5 | 20.83% |
| Other | 1 | 3 | 4 | 16.67% |
| Unknown | 0 | 0 | 0 | 0.00% |
| Total: | 13 | 11 | 24 | |

| Other Persons Involved Arrest Information | Male | Female | Total | % of Total |
|---|----------|-----------|-----------|------------|
| Other Persons Involved Arrested | 1 | 0 | 1 | 5.26% |
| Other Persons Involved Not Arrested | 7 | 11 | 18 | 94.74% |
| Total: | 8 | 11 | 19 | |

| Victim Age Range | Male | Female | Total | % of Total |
|------------------|-----------|-----------|-----------|------------|
| Under 18 | 2 | 4 | 6 | 8.96% |
| 18-24 | 4 | 6 | 10 | 14.93% |
| 25-34 | 4 | 11 | 15 | 22.39% |
| 35-44 | 5 | 14 | 19 | 28.36% |
| 45-54 | 4 | 4 | 8 | 11.94% |
| 55-64 | 3 | 5 | 8 | 11.94% |
| 65 over | 1 | 0 | 1 | 1.49% |
| Unknown | 0 | 0 | 0 | 0.00% |
| Total: | 23 | 44 | 67 | |

| Victim Race | Male | Female | Total | % of Total |
|---------------------------|-----------|-----------|-----------|------------|
| White | 21 | 40 | 61 | 91.04% |
| Black / African American | 0 | 0 | 0 | 0.00% |
| Am Indian / Alaska Native | 2 | 4 | 6 | 8.96% |
| Asian | 0 | 0 | 0 | 0.00% |
| Hawaiian/Pac. Islander | 0 | 0 | 0 | 0.00% |
| Unknown | 0 | 0 | 0 | 0.00% |
| Total: | 23 | 44 | 67 | |

| Victim Relationship to Offender (Within Family) | Total | % of Total |
|---|-------|------------|
| Spouse | 15 | 23.08% |
| Common - Law Spouse | 3 | 4.62% |
| Parent | 4 | 6.15% |
| Sibling | 5 | 7.69% |
| Child | 1 | 1.54% |
| Grandparent | 2 | 3.08% |
| Grandchild | 1 | 1.54% |
| In-Law | 2 | 3.08% |
| Step-parent | 0 | 0.00% |
| Step-child | 2 | 3.08% |
| Step-sibling | 0 | 0.00% |
| Other Family Member | 2 | 3.08% |

| Victim Relationship to Offender (Outside of Family) | Total | % of Total |
|---|-----------|------------|
| Cohabitant | 7 | 10.77% |
| Child in Common | 5 | 7.69% |
| Acquaintance | 0 | 0.00% |
| Friend | 1 | 1.54% |
| Neighbor | 0 | 0.00% |
| Child in Care of Babysitter | 0 | 0.00% |
| Boyfriend/Girlfriend | 12 | 18.46% |
| Child of Boyfriend/Girlfriend | 0 | 0.00% |
| Homosexual Relationship | 1 | 1.54% |
| Ex-Spouse | 0 | 0.00% |
| Former Boyfriend/Girlfriend | 1 | 1.54% |
| Former Cohabitant | 0 | 0.00% |
| Employee | 0 | 0.00% |
| Employer | 0 | 0.00% |
| Otherwise Known | 0 | 0.00% |
| Relationship Unknown | 1 | 1.54% |
| Victim was Stranger | 0 | 0.00% |
| Victim was Offender | 0 | 0.00% |
| Total: | 65 | |

| WEAPON | Total | % of Total |
|--------------------|-----------|------------|
| Blunt Object | 2 | 3.28% |
| Handgun | 0 | 0.00% |
| Hands/Fist/Feet | 51 | 83.61% |
| Knife/Cutting Inst | 1 | 1.64% |
| Other Firearm | 0 | 0.00% |
| Other Weapon | 5 | 8.20% |
| Unknown | 2 | 3.28% |
| Total: | 61 | |

| ADDITIONAL INFO | Total |
|----------------------------|-------|
| Number of Children Present | 32 |
| Medical Attention Needed | 0 |
| DV Card Given | 47 |
| PO in Effect | 0 |

| Date of the Month | Total | % of Total |
|-------------------|-----------|------------|
| 1st | 1 | 2.08% |
| 2nd | 1 | 2.08% |
| 3rd | 2 | 4.17% |
| 4th | 1 | 2.08% |
| 5th | 1 | 2.08% |
| 6th | 1 | 2.08% |
| 7th | 3 | 6.25% |
| 8th | 0 | 0.00% |
| 9th | 2 | 4.17% |
| 10th | 1 | 2.08% |
| 11th | 1 | 2.08% |
| 12th | 0 | 0.00% |
| 13th | 2 | 4.17% |
| 14th | 1 | 2.08% |
| 15th | 4 | 8.33% |
| 16th | 2 | 4.17% |
| 17th | 4 | 8.33% |
| 18th | 2 | 4.17% |
| 19th | 3 | 6.25% |
| 20th | 1 | 2.08% |
| 21st | 2 | 4.17% |
| 22nd | 1 | 2.08% |
| 23rd | 0 | 0.00% |
| 24th | 1 | 2.08% |
| 25th | 3 | 6.25% |
| 26th | 1 | 2.08% |
| 27th | 3 | 6.25% |
| 28th | 2 | 4.17% |
| 29th | 1 | 2.08% |
| 30th | 0 | 0.00% |
| 31st | 1 | 2.08% |
| Total: | 48 | |

| Time of Day | Total | % of Total |
|---------------|-----------|------------|
| 0000-0259 | 7 | 14.58% |
| 0300-0559 | 1 | 2.08% |
| 0600-0859 | 1 | 2.08% |
| 0900-1159 | 6 | 12.50% |
| 1200-1459 | 8 | 16.67% |
| 1500-1759 | 8 | 16.67% |
| 1800-2059 | 8 | 16.67% |
| 2100-2359 | 9 | 18.75% |
| Total: | 48 | |

| Offender Age Range | Male | Female | Total | % of Total |
|--------------------|-----------|-----------|-----------|------------|
| Under 18 | 0 | 0 | 0 | 0.00% |
| 18-24 | 3 | 3 | 6 | 11.76% |
| 25-34 | 9 | 3 | 12 | 23.53% |
| 35-44 | 4 | 3 | 7 | 13.73% |
| 45-54 | 9 | 2 | 11 | 21.57% |
| 55-64 | 7 | 2 | 9 | 17.65% |
| 65 over | 0 | 1 | 1 | 1.96% |
| Unknown | 4 | 1 | 5 | 9.80% |
| Total: | 36 | 15 | 51 | |

| Offender Race | Male | Female | Total | % of Total |
|---------------------------|-----------|-----------|-----------|------------|
| White | 24 | 9 | 33 | 67.35% |
| Black / African American | 1 | 2 | 3 | 6.12% |
| Am Indian / Alaska Native | 2 | 0 | 2 | 4.08% |
| Asian | 0 | 0 | 0 | 0.00% |
| Hawaiian/Pac. Islander | 0 | 0 | 0 | 0.00% |
| Unknown | 7 | 4 | 11 | 22.45% |
| Total: | 34 | 15 | 49 | |

| Primary Aggressors Arrest Info | Male | Female | Total | % of Total |
|---------------------------------|-----------|-----------|-----------|------------|
| Primary Aggressors Arrested | 17 | 11 | 28 | 57.14% |
| Primary Aggressors Not Arrested | 17 | 4 | 21 | 42.86% |
| Total: | 34 | 15 | 49 | |

| Mitigating Circumstances for Primary Aggressor Not Being Arrested | Male | Female | Total | % of Total |
|---|-----------|----------|-----------|------------|
| Aggressor undetermined | 2 | 0 | 2 | 11.11% |
| Gone upon arrival | 3 | 0 | 3 | 16.67% |
| No evidence of injury | 5 | 1 | 6 | 33.33% |
| Not reported within 24 hours | 1 | 0 | 1 | 5.56% |
| Other | 4 | 0 | 4 | 22.22% |
| Unknown | 2 | 0 | 2 | 11.11% |
| Total: | 17 | 1 | 18 | |

| Other Persons Involved Arrest Information | Male | Female | Total | % of Total |
|---|----------|----------|----------|------------|
| Other Persons Involved Arrested | 1 | 0 | 1 | 100.00% |
| Other Persons Involved Not Arrested | 0 | 0 | 0 | 0.00% |
| Total | 1 | 0 | 1 | |

| Victim Age Range | Male | Female | Total | % of Total |
|------------------|-----------|-----------|-----------|------------|
| Under 18 | 0 | 0 | 0 | 0.00% |
| 18-24 | 0 | 2 | 2 | 4.44% |
| 25-34 | 1 | 7 | 8 | 17.78% |
| 35-44 | 2 | 6 | 8 | 17.78% |
| 45-54 | 4 | 9 | 13 | 28.89% |
| 55-64 | 3 | 4 | 7 | 15.56% |
| 65 over | 1 | 1 | 2 | 4.44% |
| Unknown | 1 | 4 | 5 | 11.11% |
| Total: | 12 | 33 | 45 | |

| Victim Race | Male | Female | Total | % of Total |
|---------------------------|-----------|-----------|-----------|------------|
| White | 10 | 25 | 35 | 77.78% |
| Black / African American | 0 | 0 | 0 | 0.00% |
| Am Indian / Alaska Native | 0 | 1 | 1 | 2.22% |
| Asian | 0 | 0 | 0 | 0.00% |
| Hawaiian/Pac. Islander | 0 | 0 | 0 | 0.00% |
| Unknown | 2 | 7 | 9 | 20.00% |
| Total: | 12 | 33 | 45 | |

| Victim Relationship to Offender (Within Family) | Total | % of Total |
|---|-------|------------|
| Spouse | 8 | 36.36% |
| Common - Law Spouse | 2 | 9.09% |
| Parent | 2 | 9.09% |
| Sibling | 0 | 0.00% |
| Child | 0 | 0.00% |
| Grandparent | 0 | 0.00% |
| Grandchild | 0 | 0.00% |
| In-Law | 0 | 0.00% |
| Step-parent | 0 | 0.00% |
| Step-child | 0 | 0.00% |
| Step-sibling | 0 | 0.00% |
| Other Family Member | 0 | 0.00% |

| Victim Relationship to Offender (Outside of Family) | Total | % of Total |
|---|-----------|------------|
| Cohabitant | 0 | 0.00% |
| Child in Common | 2 | 9.09% |
| Acquaintance | 0 | 0.00% |
| Friend | 0 | 0.00% |
| Neighbor | 0 | 0.00% |
| Child in Care of Babysitter | 0 | 0.00% |
| Boyfriend/Girlfriend | 7 | 31.82% |
| Child of Boyfriend/Girlfriend | 0 | 0.00% |
| Homosexual Relationship | 0 | 0.00% |
| Ex-Spouse | 0 | 0.00% |
| Former Boyfriend/Girlfriend | 0 | 0.00% |
| Former Cohabitant | 0 | 0.00% |
| Employee | 0 | 0.00% |
| Employer | 0 | 0.00% |
| Otherwise Known | 0 | 0.00% |
| Relationship Unknown | 1 | 4.55% |
| Victim was Stranger | 0 | 0.00% |
| Victim was Offender | 0 | 0.00% |
| Total: | 22 | |

| Weapon Used | Total | % of Total |
|--------------------|-----------|------------|
| Blunt Object | 1 | 2.56% |
| Handgun | 0 | 0.00% |
| Hands/Fist/Feet | 30 | 76.92% |
| Knife/Cutting Inst | 0 | 0.00% |
| Other Firearm | 0 | 0.00% |
| Other Weapon | 8 | 0.00% |
| Unknown | 0 | 20.51% |
| Total: | 39 | |

| Additional Information | Total |
|----------------------------|-------|
| Number of Children Present | 6 |
| Medical Attention Needed | 4 |
| DV Card Given | 8 |
| PO in Effect | 1 |

| Date of the Month | Total | % of Total |
|-------------------|-----------|------------|
| 1st | 1 | 4.35% |
| 2nd | 0 | 0.00% |
| 3rd | 0 | 0.00% |
| 4th | 0 | 0.00% |
| 5th | 1 | 4.35% |
| 6th | 0 | 0.00% |
| 7th | 1 | 4.35% |
| 8th | 0 | 0.00% |
| 9th | 1 | 4.35% |
| 10th | 2 | 8.70% |
| 11th | 2 | 8.70% |
| 12th | 1 | 4.35% |
| 13th | 0 | 0.00% |
| 14th | 0 | 0.00% |
| 15th | 1 | 4.35% |
| 16th | 0 | 0.00% |
| 17th | 2 | 8.70% |
| 18th | 1 | 4.35% |
| 19th | 1 | 4.35% |
| 20th | 1 | 4.35% |
| 21st | 0 | 0.00% |
| 22nd | 1 | 4.35% |
| 23rd | 0 | 0.00% |
| 24th | 1 | 4.35% |
| 25th | 0 | 0.00% |
| 26th | 1 | 4.35% |
| 27th | 3 | 13.04% |
| 28th | 1 | 4.35% |
| 29th | 1 | 4.35% |
| 30th | 0 | 0.00% |
| 31st | 0 | 0.00% |
| Total: | 23 | |

| Time of Day | Total | % of Total |
|---------------|-----------|------------|
| 0000-0259 | 5 | 21.74% |
| 0300-0559 | 1 | 4.35% |
| 0600-0859 | 1 | 4.35% |
| 0900-1159 | 0 | 0.00% |
| 1200-1459 | 1 | 4.35% |
| 1500-1759 | 6 | 26.09% |
| 1800-2059 | 3 | 13.04% |
| 2100-2359 | 6 | 26.09% |
| Total: | 23 | |

| Offender Age Range | Male | Female | Total | % of Total |
|--------------------|-----------|----------|-----------|------------|
| Under 18 | 0 | 1 | 1 | 4.17% |
| 18-24 | 1 | 2 | 3 | 12.50% |
| 25-34 | 8 | 1 | 9 | 37.50% |
| 35-44 | 1 | 3 | 4 | 16.67% |
| 45-54 | 2 | 1 | 3 | 12.50% |
| 55-64 | 1 | 1 | 2 | 8.33% |
| 65 over | 2 | 0 | 2 | 8.33% |
| Unknown | 0 | 0 | 0 | 0.00% |
| Total: | 15 | 9 | 24 | |

| Offender Race | Male | Female | Total | % of Total |
|---------------------------|-----------|----------|-----------|------------|
| White | 15 | 8 | 23 | 95.83% |
| Black / African American | 0 | 0 | 0 | 0.00% |
| Am Indian / Alaska Native | 0 | 0 | 0 | 0.00% |
| Asian | 0 | 0 | 0 | 0.00% |
| Hawaiian/Pac. Islander | 0 | 0 | 0 | 0.00% |
| Unknown | 0 | 1 | 1 | 4.17% |
| Total: | 15 | 9 | 24 | |

| Primary Aggressors Arrest Info | Male | Female | Total | % of Total |
|---------------------------------|-----------|----------|-----------|------------|
| Primary Aggressors Arrested | 10 | 7 | 17 | 70.83% |
| Primary Aggressors Not Arrested | 5 | 2 | 7 | 29.17% |
| Total: | 15 | 9 | 24 | |

| Mitigating Circumstances for Primary Aggressor Not Being Arrested | Male | Female | Total | % of Total |
|---|----------|----------|----------|------------|
| Aggressor undetermined | 0 | 0 | 0 | 0.00% |
| Gone upon arrival | 1 | 1 | 2 | 28.57% |
| No evidence of injury | 0 | 0 | 0 | 0.00% |
| Not reported within 24 hours | 0 | 0 | 0 | 0.00% |
| Other | 4 | 1 | 5 | 71.43% |
| Unknown | 0 | 0 | 0 | 0.00% |
| Total: | 5 | 2 | 7 | |

| Other Persons Involved Arrest Information | Male | Female | Total | % of Total |
|---|----------|----------|----------|------------|
| Other Persons Involved Arrested | 1 | 0 | 1 | 100.00% |
| Other Persons Involved Not Arrested | 0 | 0 | 0 | 0.00% |
| Total | 1 | 0 | 1 | |

| Victim Age Range | Male | Female | Total | % of Total |
|------------------|-----------|-----------|-----------|------------|
| Under 18 | 2 | 2 | 4 | 14.29% |
| 18-24 | 2 | 4 | 6 | 21.43% |
| 25-34 | 1 | 3 | 4 | 14.29% |
| 35-44 | 3 | 2 | 5 | 17.86% |
| 45-54 | 1 | 3 | 4 | 14.29% |
| 55-64 | 2 | 2 | 4 | 14.29% |
| 65 over | 1 | 0 | 1 | 3.57% |
| Unknown | 0 | 0 | 0 | 0.00% |
| Total: | 12 | 16 | 28 | |

| Victim Race | Male | Female | Total | % of Total |
|---------------------------|-----------|-----------|-----------|------------|
| White | 9 | 14 | 23 | 82.14% |
| Black / African American | 0 | 0 | 0 | 0.00% |
| Am Indian / Alaska Native | 0 | 0 | 0 | 0.00% |
| Asian | 0 | 0 | 0 | 0.00% |
| Hawaiian/Pac. Islander | 2 | 1 | 3 | 10.71% |
| Unknown | 1 | 1 | 2 | 7.14% |
| Total: | 12 | 16 | 28 | |

| Victim Relationship to Offender (Within Family) | Total | % of Total |
|---|-------|------------|
| Spouse | 5 | 18.52% |
| Common - Law Spouse | 0 | 0.00% |
| Parent | 3 | 11.11% |
| Sibling | 0 | 0.00% |
| Child | 4 | 14.81% |
| Grandparent | 0 | 0.00% |
| Grandchild | 0 | 0.00% |
| In-Law | 0 | 0.00% |
| Step-parent | 1 | 3.70% |
| Step-child | 0 | 0.00% |
| Step-sibling | 0 | 0.00% |
| Other Family Member | 0 | 0.00% |

| Victim Relationship to Offender (Outside of Family) | Total | % of Total |
|---|-----------|------------|
| Cohabitant | 1 | 3.70% |
| Child in Common | 0 | 0.00% |
| Acquaintance | 0 | 0.00% |
| Friend | 0 | 0.00% |
| Neighbor | 0 | 0.00% |
| Child in Care of Babysitter | 0 | 0.00% |
| Boyfriend/Girlfriend | 9 | 33.33% |
| Child of Boyfriend/Girlfriend | 2 | 7.41% |
| Homosexual Relationship | 0 | 0.00% |
| Ex-Spouse | 1 | 3.70% |
| Former Boyfriend/Girlfriend | 1 | 3.70% |
| Former Cohabitant | 0 | 0.00% |
| Employee | 0 | 0.00% |
| Employer | 0 | 0.00% |
| Otherwise Known | 0 | 0.00% |
| Relationship Unknown | 0 | 0.00% |
| Victim was Stranger | 0 | 0.00% |
| Victim was Offender | 0 | 0.00% |
| Total: | 27 | |

| Weapon Used | Total | % of Total |
|--------------------|-----------|------------|
| Blunt Object | 2 | 8.33% |
| Handgun | 0 | 0.00% |
| Hands/Fist/Feet | 22 | 91.67% |
| Knife/Cutting Inst | 0 | 0.00% |
| Other Firearm | 0 | 0.00% |
| Other Weapon | 0 | 0.00% |
| Unknown | 0 | 0.00% |
| Total: | 24 | |

| Additional Information | Total |
|----------------------------|-------|
| Number of Children Present | 9 |
| Medical Attention Needed | 3 |
| DV Card Given | 17 |
| PO in Effect | 2 |

| Date of the Month | Total | % of Total |
|-------------------|--------------|------------|
| 1st | 74 | 3.19% |
| 2nd | 76 | 3.27% |
| 3rd | 82 | 3.53% |
| 4th | 82 | 3.53% |
| 5th | 71 | 3.06% |
| 6th | 63 | 2.71% |
| 7th | 74 | 3.19% |
| 8th | 79 | 3.40% |
| 9th | 81 | 3.49% |
| 10th | 79 | 3.40% |
| 11th | 68 | 2.93% |
| 12th | 78 | 3.36% |
| 13th | 75 | 3.23% |
| 14th | 77 | 3.32% |
| 15th | 75 | 3.23% |
| 16th | 60 | 2.59% |
| 17th | 81 | 3.49% |
| 18th | 61 | 2.63% |
| 19th | 79 | 3.40% |
| 20th | 68 | 2.93% |
| 21st | 80 | 3.45% |
| 22nd | 92 | 3.96% |
| 23rd | 79 | 3.40% |
| 24th | 83 | 3.58% |
| 25th | 71 | 3.06% |
| 26th | 90 | 3.88% |
| 27th | 82 | 3.53% |
| 28th | 79 | 3.40% |
| 29th | 63 | 2.71% |
| 30th | 66 | 2.84% |
| 31st | 53 | 2.28% |
| Total: | 2,321 | |

| TIME OF DAY | Total | % of Total |
|---------------|--------------|------------|
| 0000-0259 | 296 | 12.78% |
| 0300-0559 | 140 | 6.04% |
| 0600-0859 | 177 | 7.64% |
| 0900-1159 | 212 | 9.15% |
| 1200-1459 | 279 | 12.05% |
| 1500-1759 | 346 | 14.94% |
| 1800-2059 | 415 | 17.92% |
| 2100-2359 | 451 | 19.47% |
| Total: | 2,316 | |

| Offender Age Range | Male | Female | Total | % of Total |
|--------------------|--------------|------------|--------------|------------|
| Under 18 | 85 | 59 | 144 | 7.51% |
| 18-24 | 214 | 151 | 365 | 19.04% |
| 25-34 | 417 | 203 | 620 | 32.34% |
| 35-44 | 226 | 125 | 351 | 18.31% |
| 45-54 | 168 | 88 | 256 | 13.35% |
| 55-64 | 113 | 31 | 144 | 7.51% |
| 65 over | 26 | 11 | 37 | 1.93% |
| Unknown | 0 | 0 | 0 | 0.00% |
| Total: | 1,249 | 668 | 1,917 | |

| Offender Race | Male | Female | Total | % of Total |
|---------------------------|--------------|------------|--------------|------------|
| White | 937 | 531 | 1,468 | 76.58% |
| Black / African American | 236 | 79 | 315 | 16.43% |
| Am Indian / Alaska Native | 15 | 13 | 28 | 1.46% |
| Asian | 22 | 22 | 44 | 2.30% |
| Hawaiian/Pac. Islander | 3 | 0 | 3 | 0.16% |
| Unknown | 36 | 23 | 59 | 3.08% |
| Total: | 1,249 | 668 | 1,917 | |

| Primary Aggressors Arrest Info | Male | Female | Total | % of Total |
|---------------------------------|--------------|------------|--------------|------------|
| Primary Aggressors Arrested | 638 | 302 | 940 | 34.60% |
| Primary Aggressors Not Arrested | 1,173 | 604 | 1,777 | #DIV/0! |
| Total: | 1,811 | 906 | 2,717 | |

| Mitigating Circumstances for Primary Aggressor Not Being Arrested | Male | Female | Total | % of Total |
|---|--------------|------------|--------------|------------|
| Aggressor undetermined | 253 | 183 | 436 | 24.54% |
| Gone upon arrival | 292 | 75 | 367 | 20.65% |
| No evidence of injury | 213 | 118 | 331 | 18.63% |
| Not reported within 24 hours | 39 | 9 | 48 | 2.70% |
| Other | 40 | 17 | 57 | 3.21% |
| Unknown | 336 | 202 | 538 | 30.28% |
| Total: | 1,173 | 604 | 1,777 | |

| Other Persons Involved Arrest Information | Male | Female | Total | % of Total |
|---|----------|----------|-----------|------------|
| Other Persons Involved Arrested | 8 | 2 | 10 | 100.00% |
| Other Persons Involved Not Arrested | 0 | 0 | 0 | 0.00% |
| Total | 8 | 2 | 10 | |

| Victim Age Range | Male | Female | Total | % of Total |
|------------------|------------|--------------|--------------|------------|
| Under 18 | 91 | 91 | 182 | 6.54% |
| 18-24 | 140 | 378 | 518 | 18.81% |
| 25-34 | 229 | 590 | 819 | 29.42% |
| 35-44 | 175 | 389 | 564 | 20.26% |
| 45-54 | 117 | 253 | 370 | 13.29% |
| 55-64 | 127 | 122 | 249 | 8.94% |
| 65 over | 36 | 46 | 82 | 2.95% |
| Unknown | 0 | 0 | 0 | 0.00% |
| Total: | 915 | 1,869 | 2,784 | |

| Victim Race | Male | Female | Total | % of Total |
|---------------------------|------------|--------------|--------------|------------|
| White | 710 | 1,512 | 2,222 | 79.81% |
| Black / African American | 132 | 213 | 345 | 12.39% |
| Am Indian / Alaska Native | 16 | 24 | 40 | 1.44% |
| Asian | 15 | 44 | 59 | 2.12% |
| Hawaiian/Pac. Islander | 0 | 2 | 2 | 0.07% |
| Unknown | 42 | 74 | 116 | 4.17% |
| Total: | 915 | 1,869 | 2,784 | |

| Victim Relationship to Offender (Within Family) | Total | % of Total |
|---|-------|------------|
| Spouse | 250 | 10.67% |
| Common - Law Spouse | 0 | 0.00% |
| Parent | 119 | 5.08% |
| Sibling | 0 | 0.00% |
| Child | 85 | 3.63% |
| Grandparent | 0 | 0.00% |
| Grandchild | 0 | 0.00% |
| In-Law | 0 | 0.00% |
| Step-parent | 0 | 0.00% |
| Step-child | 0 | 0.00% |
| Step-sibling | 0 | 0.00% |
| Other Family Member | 172 | 7.34% |

| Victim Relationship to Offender (Outside of Family) | Total | % of Total |
|---|--------------|------------|
| Cohabitant | 592 | 25.26% |
| Child in Common | 295 | 12.59% |
| Acquaintance | 0 | 0.00% |
| Friend | 0 | 0.00% |
| Neighbor | 0 | 0.00% |
| Child in Care of Babysitter | 0 | 0.00% |
| Boyfriend/Girlfriend | 580 | 24.74% |
| Child of Boyfriend/Girlfriend | 54 | 2.30% |
| Homosexual Relationship | 0 | 0.00% |
| Ex-Spouse | 24 | 1.02% |
| Former Boyfriend/Girlfriend | 142 | 6.06% |
| Former Cohabitant | 31 | 1.32% |
| Employee | 0 | 0.00% |
| Employer | 0 | 0.00% |
| Otherwise Known | 0 | 0.00% |
| Relationship Unknown | 0 | 0.00% |
| Victim was Stranger | 0 | 0.00% |
| Victim was Offender | 0 | 0.00% |
| Total: | 2,344 | |

| WEAPON | Total | % of Total |
|--------------------|--------------|------------|
| Blunt Object | 47 | 2.09% |
| Handgun | 6 | 0.27% |
| Hands/Fist/Feet | 1,262 | 56.14% |
| Knife/Cutting Inst | 22 | 0.98% |
| Other Firearm | 1 | 0.04% |
| Other Weapon | 57 | 2.54% |
| Unknown | 853 | 37.94% |
| Total: | 2,248 | |

| ADDITIONAL INFO | Total |
|----------------------------|-------|
| Number of Children Present | 1,292 |
| Medical Attention Needed | 743 |
| DV Card Given | 2,918 |
| PO in Effect | 14 |

| Date of the Month | Total | % of Total |
|-------------------|----------|------------|
| 1st | 0 | 0.00% |
| 2nd | 0 | 0.00% |
| 3rd | 0 | 0.00% |
| 4th | 0 | 0.00% |
| 5th | 0 | 0.00% |
| 6th | 0 | 0.00% |
| 7th | 0 | 0.00% |
| 8th | 0 | 0.00% |
| 9th | 0 | 0.00% |
| 10th | 0 | 0.00% |
| 11th | 0 | 0.00% |
| 12th | 0 | 0.00% |
| 13th | 0 | 0.00% |
| 14th | 0 | 0.00% |
| 15th | 0 | 0.00% |
| 16th | 0 | 0.00% |
| 17th | 0 | 0.00% |
| 18th | 0 | 0.00% |
| 19th | 0 | 0.00% |
| 20th | 0 | 0.00% |
| 21st | 0 | 0.00% |
| 22nd | 0 | 0.00% |
| 23rd | 0 | 0.00% |
| 24th | 0 | 0.00% |
| 25th | 0 | 0.00% |
| 26th | 0 | 0.00% |
| 27th | 0 | 0.00% |
| 28th | 0 | 0.00% |
| 29th | 0 | 0.00% |
| 30th | 0 | 0.00% |
| 31st | 0 | 0.00% |
| Total: | 0 | |

| TIME OF DAY | Total | % of Total |
|---------------|----------|------------|
| 0000-0259 | 0 | 0.00% |
| 0300-0559 | 0 | 0.00% |
| 0600-0859 | 0 | 0.00% |
| 0900-1159 | 0 | 0.00% |
| 1200-1459 | 0 | 0.00% |
| 1500-1759 | 0 | 0.00% |
| 1800-2059 | 0 | 0.00% |
| 2100-2359 | 0 | 0.00% |
| Total: | 0 | |

| Offender Age Range | Male | Female | Total | % of Total |
|--------------------|----------|----------|----------|------------|
| Under 18 | 0 | 0 | 0 | 0.00% |
| 18-24 | 0 | 0 | 0 | 0.00% |
| 25-34 | 0 | 0 | 0 | 0.00% |
| 35-44 | 0 | 0 | 0 | 0.00% |
| 45-54 | 0 | 0 | 0 | 0.00% |
| 55-64 | 0 | 0 | 0 | 0.00% |
| 65 over | 0 | 0 | 0 | 0.00% |
| Unknown | 0 | 0 | 0 | 0.00% |
| Total: | 0 | 0 | 0 | |

| Offender Race | Male | Female | Total | % of Total |
|---------------------------|----------|----------|----------|------------|
| White | 0 | 0 | 0 | 0.00% |
| Black / African American | 0 | 0 | 0 | 0.00% |
| Am Indian / Alaska Native | 0 | 0 | 0 | 0.00% |
| Asian | 0 | 0 | 0 | 0.00% |
| Hawaiian/Pac. Islander | 0 | 0 | 0 | 0.00% |
| Unknown | 0 | 0 | 0 | 0.00% |
| Total: | 0 | 0 | 0 | |

| Primary Aggressors Arrest Info | Male | Female | Total | % of Total |
|---------------------------------|----------|----------|----------|------------|
| Primary Aggressors Arrested | 0 | 0 | 0 | 0.00% |
| Primary Aggressors Not Arrested | 0 | 0 | 0 | 0.00% |
| Total: | 0 | 0 | 0 | |

| Mitigating Circumstances for Primary Aggressor Not Being Arrested | Male | Female | Total | % of Total |
|---|----------|----------|----------|------------|
| Aggressor undetermined | 0 | 0 | 0 | 0.00% |
| Gone upon arrival | 0 | 0 | 0 | 0.00% |
| No evidence of injury | 0 | 0 | 0 | 0.00% |
| Not reported within 24 hours | 0 | 0 | 0 | 0.00% |
| Other | 0 | 0 | 0 | 0.00% |
| Unknown | 0 | 0 | 0 | 0.00% |
| Total: | 0 | 0 | 0 | |

| Other Persons Involved Arrest Information | Male | Female | Total | % of Total |
|---|----------|----------|----------|------------|
| Other Persons Involved Arrested | 0 | 0 | 0 | 0.00% |
| Other Persons Involved Not Arrested | 0 | 0 | 0 | 0.00% |
| Total: | 0 | 0 | 0 | |

| Victim Age Range | Male | Female | Total | % of Total |
|------------------|----------|----------|----------|------------|
| Under 18 | 0 | 0 | 0 | 0.00% |
| 18-24 | 0 | 0 | 0 | 0.00% |
| 25-34 | 0 | 0 | 0 | 0.00% |
| 35-44 | 0 | 0 | 0 | 0.00% |
| 45-54 | 0 | 0 | 0 | 0.00% |
| 55-64 | 0 | 0 | 0 | 0.00% |
| 65 over | 0 | 0 | 0 | 0.00% |
| Unknown | 0 | 0 | 0 | 0.00% |
| Total: | 0 | 0 | 0 | |

| Victim Race | Male | Female | Total | % of Total |
|---------------------------|----------|----------|----------|------------|
| White | 0 | 0 | 0 | 0.00% |
| Black / African American | 0 | 0 | 0 | 0.00% |
| Am Indian / Alaska Native | 0 | 0 | 0 | 0.00% |
| Asian | 0 | 0 | 0 | 0.00% |
| Hawaiian/Pac. Islander | 0 | 0 | 0 | 0.00% |
| Unknown | 0 | 0 | 0 | 0.00% |
| Total: | 0 | 0 | 0 | |

| Victim Relationship to Offender (Within Family) | Total | % of Total |
|---|-------|------------|
| Spouse | 0 | 0.00% |
| Common - Law Spouse | 0 | 0.00% |
| Parent | 0 | 0.00% |
| Sibling | 0 | 0.00% |
| Child | 0 | 0.00% |
| Grandparent | 0 | 0.00% |
| Grandchild | 0 | 0.00% |
| In-Law | 0 | 0.00% |
| Step-parent | 0 | 0.00% |
| Step-child | 0 | 0.00% |
| Step-sibling | 0 | 0.00% |
| Other Family Member | 0 | 0.00% |

| Victim Relationship to Offender (Outside of Family) | Total | % of Total |
|---|----------|------------|
| Cohabitant | 0 | 0.00% |
| Child in Common | 0 | 0.00% |
| Acquaintance | 0 | 0.00% |
| Friend | 0 | 0.00% |
| Neighbor | 0 | 0.00% |
| Child in Care of Babysitter | 0 | 0.00% |
| Boyfriend/Girlfriend | 0 | 0.00% |
| Child of Boyfriend/Girlfriend | 0 | 0.00% |
| Homosexual Relationship | 0 | 0.00% |
| Ex-Spouse | 0 | 0.00% |
| Former Boyfriend/Girlfriend | 0 | 0.00% |
| Former Cohabitant | 0 | 0.00% |
| Employee | 0 | 0.00% |
| Employer | 0 | 0.00% |
| Otherwise Known | 0 | 0.00% |
| Relationship Unknown | 0 | 0.00% |
| Victim was Stranger | 0 | 0.00% |
| Victim was Offender | 0 | 0.00% |
| Total: | 0 | |

| WEAPON | Total | % of Total |
|--------------------|----------|------------|
| Blunt Object | 0 | 0.00% |
| Handgun | 0 | 0.00% |
| Hands/Fist/Feet | 0 | 0.00% |
| Knife/Cutting Inst | 0 | 0.00% |
| Other Firearm | 0 | 0.00% |
| Other Weapon | 0 | 0.00% |
| Unknown | 0 | 0.00% |
| Total: | 0 | |

| ADDITIONAL INFO | Total |
|----------------------------|-------|
| Number of Children Present | 0 |
| Medical Attention Needed | 0 |
| DV Card Given | 0 |
| PO in Effect | 0 |

| Date of the Month | Total | % of Total |
|-------------------|--------------|------------|
| 1st | 42 | 3.92% |
| 2nd | 30 | 2.80% |
| 3rd | 41 | 3.83% |
| 4th | 42 | 3.92% |
| 5th | 28 | 2.61% |
| 6th | 34 | 3.17% |
| 7th | 22 | 2.05% |
| 8th | 36 | 3.36% |
| 9th | 37 | 3.45% |
| 10th | 33 | 3.08% |
| 11th | 23 | 2.15% |
| 12th | 24 | 2.24% |
| 13th | 34 | 3.17% |
| 14th | 34 | 3.17% |
| 15th | 30 | 2.80% |
| 16th | 42 | 3.92% |
| 17th | 35 | 3.27% |
| 18th | 31 | 2.89% |
| 19th | 37 | 3.45% |
| 20th | 33 | 3.08% |
| 21st | 46 | 4.30% |
| 22nd | 38 | 3.55% |
| 23rd | 42 | 3.92% |
| 24th | 40 | 3.73% |
| 25th | 46 | 4.30% |
| 26th | 32 | 2.99% |
| 27th | 28 | 2.61% |
| 28th | 32 | 2.99% |
| 29th | 37 | 3.45% |
| 30th | 41 | 3.83% |
| 31st | 21 | 1.96% |
| Total: | 1,071 | |

| TIME OF DAY | | |
|---------------|--------------|------------|
| Time of Day | Total | % of Total |
| 0000-0259 | 118 | 11.02% |
| 0300-0559 | 53 | 4.95% |
| 0600-0859 | 80 | 7.47% |
| 0900-1159 | 92 | 8.59% |
| 1200-1459 | 120 | 11.20% |
| 1500-1759 | 175 | 16.34% |
| 1800-2059 | 222 | 20.73% |
| 2100-2359 | 211 | 19.70% |
| Total: | 1,071 | |

| Offender Age Range | Male | Female | Total | % of Total |
|--------------------|------------|------------|--------------|------------|
| Under 18 | 53 | 62 | 115 | 9.24% |
| 18-24 | 128 | 90 | 218 | 17.51% |
| 25-34 | 255 | 128 | 383 | 30.76% |
| 35-44 | 193 | 79 | 272 | 21.85% |
| 45-54 | 100 | 57 | 157 | 12.61% |
| 55-64 | 49 | 21 | 70 | 5.62% |
| 65 over | 13 | 10 | 23 | 1.85% |
| Unknown | 4 | 3 | 7 | 0.56% |
| Total: | 795 | 450 | 1,245 | |

| Offender Race | Male | Female | Total | % of Total |
|---------------------------|------------|------------|--------------|------------|
| White | 621 | 401 | 1,022 | 82.09% |
| Black / African American | 118 | 30 | 148 | 11.89% |
| Am Indian / Alaska Native | 18 | 7 | 25 | 2.01% |
| Asian | 22 | 7 | 29 | 2.33% |
| Hawaiian/Pac. Islander | 6 | 3 | 9 | 0.72% |
| Unknown | 10 | 2 | 12 | 0.96% |
| Total: | 795 | 450 | 1,245 | |

| Primary Aggressors Arrest Info | Male | Female | Total | % of Total |
|---------------------------------|------------|------------|--------------|------------|
| Primary Aggressors Arrested | 320 | 152 | 472 | 38.28% |
| Primary Aggressors Not Arrested | 489 | 272 | 761 | 61.72% |
| Total: | 809 | 424 | 1,233 | |

| Mitigating Circumstances for Primary Aggressor Not Being Arrested | Male | Female | Total | % of Total |
|---|------------|------------|------------|------------|
| Aggressor undetermined | 138 | 134 | 272 | 35.74% |
| Gone upon arrival | 126 | 40 | 166 | 21.81% |
| No evidence of injury | 157 | 78 | 235 | 30.88% |
| Not reported within 24 hours | 28 | 5 | 33 | 4.34% |
| Other | 37 | 16 | 53 | 6.96% |
| Unknown | 2 | 0 | 2 | 0.26% |
| Total: | 488 | 273 | 761 | |

| Other Persons Involved Arrest Information | Male | Female | Total | % of Total |
|---|----------|----------|-----------|------------|
| Other Persons Involved Arrested | 9 | 3 | 12 | 100.00% |
| Other Persons Involved Not Arrested | 0 | 0 | 0 | 0.00% |
| Total: | 9 | 3 | 12 | |

| Victim Age Range | Male | Female | Total | % of Total |
|------------------|------------|------------|--------------|------------|
| Under 18 | 24 | 42 | 66 | 5.21% |
| 18-24 | 77 | 172 | 249 | 19.67% |
| 25-34 | 131 | 264 | 395 | 31.20% |
| 35-44 | 93 | 185 | 278 | 21.96% |
| 45-54 | 54 | 111 | 165 | 13.03% |
| 55-64 | 27 | 42 | 69 | 5.45% |
| 65 over | 14 | 30 | 44 | 3.48% |
| Unknown | 0 | 0 | 0 | 0.00% |
| Total: | 420 | 846 | 1,266 | |

| Victim Race | Male | Female | Total | % of Total |
|---------------------------|------------|------------|--------------|------------|
| White | 355 | 733 | 1,088 | 85.94% |
| Black / African American | 49 | 54 | 103 | 8.14% |
| Am Indian / Alaska Native | 6 | 17 | 23 | 1.82% |
| Asian | 6 | 27 | 33 | 2.61% |
| Hawaiian/Pac. Islander | 2 | 3 | 5 | 0.39% |
| Unknown | 2 | 12 | 14 | 1.11% |
| Total: | 420 | 846 | 1,266 | |

| Victim Relationship to Offender (Within Family) | Total | % of Total |
|---|-------|------------|
| Spouse | 222 | 17.54% |
| Common - Law Spouse | 0 | 0.00% |
| Parent | 117 | 9.24% |
| Sibling | 92 | 7.27% |
| Child | 52 | 4.11% |
| Grandparent | 10 | 0.79% |
| Grandchild | 1 | 0.08% |
| In-Law | 11 | 0.87% |
| Step-parent | 6 | 0.47% |
| Step-child | 6 | 0.47% |
| Step-sibling | 0 | 0.00% |
| Other Family Member | 24 | 1.90% |

| Victim Relationship to Offender (Outside of Family) | Total | % of Total |
|---|--------------|------------|
| Cohabitant | 11 | 0.87% |
| Child in Common | 87 | 6.87% |
| Acquaintance | 0 | 0.00% |
| Friend | 0 | 0.00% |
| Neighbor | 0 | 0.00% |
| Child in Care of Babysitter | 0 | 0.00% |
| Boyfriend/Girlfriend | 480 | 37.91% |
| Child of Boyfriend/Girlfriend | 3 | 0.24% |
| Homosexual Relationship | 9 | 0.71% |
| Ex-Spouse | 11 | 0.87% |
| Former Boyfriend/Girlfriend | 104 | 8.21% |
| Former Cohabitant | 20 | 1.58% |
| Employee | 0 | 0.00% |
| Employer | 0 | 0.00% |
| Otherwise Known | 0 | 0.00% |
| Relationship Unknown | 0 | 0.00% |
| Victim was Stranger | 0 | 0.00% |
| Victim was Offender | 0 | 0.00% |
| Total: | 1,266 | |

| WEAPON | | |
|--------------------|--------------|------------|
| Weapon Used | Total | % of Total |
| Blunt Object | 37 | 3.47% |
| Handgun | 3 | 0.28% |
| Hands/Fist/Feet | 963 | 90.42% |
| Knife/Cutting Inst | 16 | 1.50% |
| Other Firearm | 2 | 0.19% |
| Other Weapon | 33 | 3.10% |
| Unknown | 11 | 1.03% |
| Total: | 1,065 | |

| ADDITIONAL INFO | |
|----------------------------|-------|
| Additional Information | Total |
| Number of Children Present | 634 |
| Medical Attention Needed | 203 |
| DV Card Given | 884 |
| PO in Effect | 3 |

| Date of the Month | Total | % of Total |
|-------------------|------------|------------|
| 1st | 6 | 3.00% |
| 2nd | 5 | 2.50% |
| 3rd | 6 | 3.00% |
| 4th | 4 | 2.00% |
| 5th | 9 | 4.50% |
| 6th | 8 | 4.00% |
| 7th | 4 | 2.00% |
| 8th | 17 | 8.50% |
| 9th | 4 | 2.00% |
| 10th | 7 | 3.50% |
| 11th | 6 | 3.00% |
| 12th | 2 | 1.00% |
| 13th | 10 | 5.00% |
| 14th | 9 | 4.50% |
| 15th | 7 | 3.50% |
| 16th | 7 | 3.50% |
| 17th | 6 | 3.00% |
| 18th | 10 | 5.00% |
| 19th | 5 | 2.50% |
| 20th | 8 | 4.00% |
| 21st | 9 | 4.50% |
| 22nd | 7 | 3.50% |
| 23rd | 8 | 4.00% |
| 24th | 4 | 2.00% |
| 25th | 8 | 4.00% |
| 26th | 6 | 3.00% |
| 27th | 4 | 2.00% |
| 28th | 7 | 3.50% |
| 29th | 0 | 0.00% |
| 30th | 2 | 1.00% |
| 31st | 5 | 2.50% |
| Total: | 200 | |

| TIME OF DAY | Total | % of Total |
|---------------|------------|------------|
| 0000-0259 | 22 | 11.00% |
| 0300-0559 | 13 | 6.50% |
| 0600-0859 | 9 | 4.50% |
| 0900-1159 | 16 | 8.00% |
| 1200-1459 | 21 | 10.50% |
| 1500-1759 | 43 | 21.50% |
| 1800-2059 | 36 | 18.00% |
| 2100-2359 | 40 | 20.00% |
| Total: | 200 | |

| Offender Age Range | Male | Female | Total | % of Total |
|--------------------|------------|-----------|------------|------------|
| Under 18 | 18 | 2 | 20 | 9.90% |
| 18-24 | 20 | 6 | 26 | 12.87% |
| 25-34 | 40 | 12 | 52 | 25.74% |
| 35-44 | 46 | 7 | 53 | 26.24% |
| 45-54 | 24 | 9 | 33 | 16.34% |
| 55-64 | 8 | 6 | 14 | 6.93% |
| 65 over | 3 | 1 | 4 | 1.98% |
| Unknown | 0 | 0 | 0 | 0.00% |
| Total: | 159 | 43 | 202 | |

| Offender Race | Male | Female | Total | % of Total |
|---------------------------|------------|-----------|------------|------------|
| White | 152 | 41 | 193 | 95.54% |
| Black / African American | 2 | 1 | 3 | 1.49% |
| Am Indian / Alaska Native | 3 | 1 | 4 | 1.98% |
| Asian | 0 | 0 | 0 | 0.00% |
| Hawaiian/Pac. Islander | 2 | 0 | 2 | 0.99% |
| Unknown | 0 | 0 | 0 | 0.00% |
| Total: | 159 | 43 | 202 | |

| Primary Aggressors Arrest Info | Male | Female | Total | % of Total |
|---------------------------------|------------|-----------|------------|------------|
| Primary Aggressors Arrested | 127 | 36 | 163 | 80.69% |
| Primary Aggressors Not Arrested | 32 | 7 | 39 | 19.31% |
| Total: | 159 | 43 | 202 | |

| Mitigating Circumstances for Primary Aggressor Not Being Arrested | Male | Female | Total | % of Total |
|---|-----------|----------|-----------|------------|
| Aggressor undetermined | 5 | 3 | 8 | 20.51% |
| Gone upon arrival | 19 | 1 | 20 | 51.28% |
| No evidence of injury | 2 | 0 | 2 | 5.13% |
| Not reported within 24 hours | 5 | 1 | 6 | 15.38% |
| Other | 1 | 2 | 3 | 7.69% |
| Unknown | 0 | 0 | 0 | 0.00% |
| Total: | 32 | 7 | 39 | |

| Other Persons Involved Arrest Information | Male | Female | Total | % of Total |
|---|----------|----------|----------|------------|
| Other Persons Involved Arrested | 0 | 0 | 0 | 0.00% |
| Other Persons Involved Not Arrested | 0 | 0 | 0 | 0.00% |
| Total | 0 | 0 | 0 | |

| Victim Age Range | Male | Female | Total | % of Total |
|------------------|-----------|------------|------------|------------|
| Under 18 | 11 | 11 | 22 | 10.19% |
| 18-24 | 8 | 22 | 30 | 13.89% |
| 25-34 | 9 | 35 | 44 | 20.37% |
| 35-44 | 15 | 40 | 55 | 25.46% |
| 45-54 | 10 | 18 | 28 | 12.96% |
| 55-64 | 11 | 18 | 29 | 13.43% |
| 65 over | 4 | 4 | 8 | 3.70% |
| Unknown | 0 | 0 | 0 | 0.00% |
| Total: | 68 | 148 | 216 | |

| Victim Race | Male | Female | Total | % of Total |
|---------------------------|-----------|------------|------------|------------|
| White | 62 | 144 | 206 | 95.37% |
| Black / African American | 2 | 1 | 3 | 1.39% |
| Am Indian / Alaska Native | 0 | 1 | 1 | 0.46% |
| Asian | 0 | 1 | 1 | 0.46% |
| Hawaiian/Pac. Islander | 3 | 1 | 4 | 1.85% |
| Unknown | 1 | 0 | 1 | 0.46% |
| Total: | 68 | 148 | 216 | |

| Victim Relationship to Offender (Within Family) | Total | % of Total |
|---|-------|------------|
| Spouse | 36 | 18.56% |
| Common - Law Spouse | 0 | 0.00% |
| Parent | 33 | 17.01% |
| Sibling | 9 | 4.64% |
| Child | 12 | 6.19% |
| Grandparent | 0 | 0.00% |
| Grandchild | 1 | 0.52% |
| In-Law | 4 | 2.06% |
| Step-parent | 2 | 1.03% |
| Step-child | 0 | 0.00% |
| Step-sibling | 1 | 0.52% |
| Other Family Member | 13 | 6.70% |

| Victim Relationship to Offender (Outside of Family) | Total | % of Total |
|---|------------|------------|
| Cohabitant | 0 | 0.00% |
| Child in Common | 14 | 7.22% |
| Acquaintance | 0 | 0.00% |
| Friend | 1 | 0.52% |
| Neighbor | 0 | 0.00% |
| Child in Care of Babysitter | 0 | 0.00% |
| Boyfriend/Girlfriend | 52 | 26.80% |
| Child of Boyfriend/Girlfriend | 0 | 0.00% |
| Homosexual Relationship | 1 | 0.52% |
| Ex-Spouse | 2 | 1.03% |
| Former Boyfriend/Girlfriend | 10 | 5.15% |
| Former Cohabitant | 0 | 0.00% |
| Employee | 0 | 0.00% |
| Employer | 0 | 0.00% |
| Otherwise Known | 0 | 0.00% |
| Relationship Unknown | 3 | 1.55% |
| Victim was Stranger | 0 | 0.00% |
| Victim was Offender | 0 | 0.00% |
| Total: | 194 | |

| WEAPON | Total | % of Total |
|--------------------|------------|------------|
| Blunt Object | 27 | 12.68% |
| Handgun | 2 | 0.94% |
| Hands/Fis/Feet | 168 | 78.87% |
| Knife/Cutting Inst | 8 | 3.76% |
| Other Firearm | 0 | 0.00% |
| Other Weapon | 6 | 2.82% |
| Unknown | 2 | 0.94% |
| Total: | 213 | |

| ADDITIONAL INFO | Total |
|----------------------------|-------|
| Number of Children Present | 127 |
| Medical Attention Needed | 62 |
| DV Card Given | 126 |
| PO in Effect | 1 |

| Date of the Month | Total | % of Total |
|-------------------|----------|------------|
| 1st | 0 | 0.00% |
| 2nd | 0 | 0.00% |
| 3rd | 0 | 0.00% |
| 4th | 0 | 0.00% |
| 5th | 0 | 0.00% |
| 6th | 0 | 0.00% |
| 7th | 0 | 0.00% |
| 8th | 0 | 0.00% |
| 9th | 0 | 0.00% |
| 10th | 0 | 0.00% |
| 11th | 0 | 0.00% |
| 12th | 0 | 0.00% |
| 13th | 0 | 0.00% |
| 14th | 0 | 0.00% |
| 15th | 0 | 0.00% |
| 16th | 0 | 0.00% |
| 17th | 0 | 0.00% |
| 18th | 0 | 0.00% |
| 19th | 0 | 0.00% |
| 20th | 0 | 0.00% |
| 21st | 0 | 0.00% |
| 22nd | 0 | 0.00% |
| 23rd | 0 | 0.00% |
| 24th | 0 | 0.00% |
| 25th | 0 | 0.00% |
| 26th | 0 | 0.00% |
| 27th | 0 | 0.00% |
| 28th | 0 | 0.00% |
| 29th | 0 | 0.00% |
| 30th | 0 | 0.00% |
| 31st | 0 | 0.00% |
| Total: | 0 | |

| Time of Day | Total | % of Total |
|---------------|----------|------------|
| 0000-0259 | 0 | 0.00% |
| 0300-0559 | 0 | 0.00% |
| 0600-0859 | 0 | 0.00% |
| 0900-1159 | 0 | 0.00% |
| 1200-1459 | 0 | 0.00% |
| 1500-1759 | 0 | 0.00% |
| 1800-2059 | 0 | 0.00% |
| 2100-2359 | 0 | 0.00% |
| Total: | 0 | |

| Offender Age Range | Male | Female | Total | % of Total |
|--------------------|----------|----------|----------|------------|
| Under 18 | 0 | 0 | 0 | 0.00% |
| 18-24 | 0 | 0 | 0 | 0.00% |
| 25-34 | 0 | 0 | 0 | 0.00% |
| 35-44 | 0 | 0 | 0 | 0.00% |
| 45-54 | 0 | 0 | 0 | 0.00% |
| 55-64 | 0 | 0 | 0 | 0.00% |
| 65 over | 0 | 0 | 0 | 0.00% |
| Unknown | 0 | 0 | 0 | 0.00% |
| Total: | 0 | 0 | 0 | |

| Offender Race | Male | Female | Total | % of Total |
|---------------------------|----------|----------|----------|------------|
| White | 0 | 0 | 0 | 0.00% |
| Black / African American | 0 | 0 | 0 | 0.00% |
| Am Indian / Alaska Native | 0 | 0 | 0 | 0.00% |
| Asian | 0 | 0 | 0 | 0.00% |
| Hawaiian/Pac. Islander | 0 | 0 | 0 | 0.00% |
| Unknown | 0 | 0 | 0 | 0.00% |
| Total: | 0 | 0 | 0 | |

| Primary Aggressors Arrest Info | Male | Female | Total | % of Total |
|---------------------------------|----------|----------|----------|------------|
| Primary Aggressors Arrested | 0 | 0 | 0 | 0.00% |
| Primary Aggressors Not Arrested | 0 | 0 | 0 | 0.00% |
| Total: | 0 | 0 | 0 | |

| Mitigating Circumstances for Primary Aggressor Not Being Arrested | Male | Female | Total | % of Total |
|---|----------|----------|----------|------------|
| Aggressor undetermined | 0 | 0 | 0 | 0.00% |
| Gone upon arrival | 0 | 0 | 0 | 0.00% |
| No evidence of injury | 0 | 0 | 0 | 0.00% |
| Not reported within 24 hours | 0 | 0 | 0 | 0.00% |
| Other | 0 | 0 | 0 | 0.00% |
| Unknown | 0 | 0 | 0 | 0.00% |
| Total: | 0 | 0 | 0 | |

| Other Persons Involved Arrest Information | Male | Female | Total | % of Total |
|---|----------|----------|----------|------------|
| Other Persons Involved Arrested | 0 | 0 | 0 | 0.00% |
| Other Persons Involved Not Arrested | 0 | 0 | 0 | 0.00% |
| Total: | 0 | 0 | 0 | |

| Victim Age Range | Male | Female | Total | % of Total |
|------------------|----------|----------|----------|------------|
| Under 18 | 0 | 0 | 0 | 0.00% |
| 18-24 | 0 | 0 | 0 | 0.00% |
| 25-34 | 0 | 1 | 1 | 100.00% |
| 35-44 | 0 | 0 | 0 | 0.00% |
| 45-54 | 0 | 0 | 0 | 0.00% |
| 55-64 | 0 | 0 | 0 | 0.00% |
| 65 over | 0 | 0 | 0 | 0.00% |
| Unknown | 0 | 0 | 0 | 0.00% |
| Total: | 0 | 1 | 1 | |

| Victim Race | Male | Female | Total | % of Total |
|---------------------------|----------|----------|----------|------------|
| White | 0 | 0 | 0 | 0.00% |
| Black / African American | 0 | 0 | 0 | 0.00% |
| Am Indian / Alaska Native | 0 | 0 | 0 | 0.00% |
| Asian | 0 | 0 | 0 | 0.00% |
| Hawaiian/Pac. Islander | 0 | 0 | 0 | 0.00% |
| Unknown | 0 | 0 | 0 | 0.00% |
| Total: | 0 | 0 | 0 | |

| Victim Relationship to Offender (Within Family) | Total | % of Total |
|---|-------|------------|
| Spouse | 0 | 0.00% |
| Common - Law Spouse | 0 | 0.00% |
| Parent | 0 | 0.00% |
| Sibling | 0 | 0.00% |
| Child | 0 | 0.00% |
| Grandparent | 0 | 0.00% |
| Grandchild | 0 | 0.00% |
| In-Law | 0 | 0.00% |
| Step-parent | 0 | 0.00% |
| Step-child | 0 | 0.00% |
| Step-sibling | 0 | 0.00% |
| Other Family Member | 0 | 0.00% |

| Victim Relationship to Offender (Outside of Family) | Total | % of Total |
|---|----------|------------|
| Cohabitant | 0 | 0.00% |
| Child in Common | 0 | 0.00% |
| Acquaintance | 0 | 0.00% |
| Friend | 0 | 0.00% |
| Neighbor | 0 | 0.00% |
| Child in Care of Babysitter | 0 | 0.00% |
| Boyfriend/Girlfriend | 0 | 0.00% |
| Child of Boyfriend/Girlfriend | 0 | 0.00% |
| Homosexual Relationship | 0 | 0.00% |
| Ex-Spouse | 0 | 0.00% |
| Former Boyfriend/Girlfriend | 0 | 0.00% |
| Former Cohabitant | 0 | 0.00% |
| Employee | 0 | 0.00% |
| Employer | 0 | 0.00% |
| Otherwise Known | 0 | 0.00% |
| Relationship Unknown | 0 | 0.00% |
| Victim was Stranger | 0 | 0.00% |
| Victim was Offender | 0 | 0.00% |
| Total: | 0 | |

| Weapon Used | Total | % of Total |
|--------------------|----------|------------|
| Blunt Object | 0 | 0.00% |
| Handgun | 0 | 0.00% |
| Hands/Fist/Feet | 0 | 0.00% |
| Knife/Cutting Inst | 0 | 0.00% |
| Other Firearm | 0 | 0.00% |
| Other Weapon | 0 | 0.00% |
| Unknown | 0 | 0.00% |
| Total: | 0 | |

| Additional Information | Total |
|----------------------------|-------|
| Number of Children Present | 0 |
| Medical Attention Needed | 0 |
| DV Card Given | 0 |
| PO in Effect | 0 |

| Date of the Month | Total | % of Total |
|-------------------|----------|------------|
| 1st | 0 | 0.00% |
| 2nd | 0 | 0.00% |
| 3rd | 0 | 0.00% |
| 4th | 0 | 0.00% |
| 5th | 0 | 0.00% |
| 6th | 0 | 0.00% |
| 7th | 0 | 0.00% |
| 8th | 0 | 0.00% |
| 9th | 0 | 0.00% |
| 10th | 0 | 0.00% |
| 11th | 0 | 0.00% |
| 12th | 0 | 0.00% |
| 13th | 0 | 0.00% |
| 14th | 0 | 0.00% |
| 15th | 0 | 0.00% |
| 16th | 0 | 0.00% |
| 17th | 0 | 0.00% |
| 18th | 0 | 0.00% |
| 19th | 0 | 0.00% |
| 20th | 0 | 0.00% |
| 21st | 0 | 0.00% |
| 22nd | 0 | 0.00% |
| 23rd | 0 | 0.00% |
| 24th | 0 | 0.00% |
| 25th | 0 | 0.00% |
| 26th | 0 | 0.00% |
| 27th | 0 | 0.00% |
| 28th | 0 | 0.00% |
| 29th | 0 | 0.00% |
| 30th | 0 | 0.00% |
| 31st | 0 | 0.00% |
| Total: | 0 | |

| TIME OF DAY | | |
|---------------|----------|------------|
| Time of Day | Total | % of Total |
| 0000-0259 | 0 | 0.00% |
| 0300-0559 | 0 | 0.00% |
| 0600-0859 | 0 | 0.00% |
| 0900-1159 | 0 | 0.00% |
| 1200-1459 | 0 | 0.00% |
| 1500-1759 | 0 | 0.00% |
| 1800-2059 | 0 | 0.00% |
| 2100-2359 | 0 | 0.00% |
| Total: | 0 | |

| Offender Age Range | Male | Female | Total | % of Total |
|--------------------|----------|----------|----------|------------|
| Under 18 | 0 | 0 | 0 | 0.00% |
| 18-24 | 0 | 0 | 0 | 0.00% |
| 25-34 | 0 | 0 | 0 | 0.00% |
| 35-44 | 0 | 0 | 0 | 0.00% |
| 45-54 | 0 | 0 | 0 | 0.00% |
| 55-64 | 0 | 0 | 0 | 0.00% |
| 65 over | 0 | 0 | 0 | 0.00% |
| Unknown | 0 | 0 | 0 | 0.00% |
| Total: | 0 | 0 | 0 | |

| Offender Race | Male | Female | Total | % of Total |
|---------------------------|----------|----------|----------|------------|
| White | 0 | 0 | 0 | 0.00% |
| Black / African American | 0 | 0 | 0 | 0.00% |
| Am Indian / Alaska Native | 0 | 0 | 0 | 0.00% |
| Asian | 0 | 0 | 0 | 0.00% |
| Hawaiian/Pac. Islander | 0 | 0 | 0 | 0.00% |
| Unknown | 0 | 0 | 0 | 0.00% |
| Total: | 0 | 0 | 0 | |

| Primary Aggressors Arrest Info | Male | Female | Total | % of Total |
|---------------------------------|----------|----------|----------|------------|
| Primary Aggressors Arrested | 0 | 0 | 0 | 0.00% |
| Primary Aggressors Not Arrested | 0 | 0 | 0 | 0.00% |
| Total: | 0 | 0 | 0 | |

| Mitigating Circumstances for Primary Aggressor Not Being Arrested | Male | Female | Total | % of Total |
|---|----------|----------|----------|------------|
| Aggressor undetermined | 0 | 0 | 0 | 0.00% |
| Gone upon arrival | 0 | 0 | 0 | 0.00% |
| No evidence of injury | 0 | 0 | 0 | 0.00% |
| Not reported within 24 hours | 0 | 0 | 0 | 0.00% |
| Other | 0 | 0 | 0 | 0.00% |
| Unknown | 0 | 0 | 0 | 0.00% |
| Total: | 0 | 0 | 0 | |

| Other Persons Involved Arrest Information | Male | Female | Total | % of Total |
|---|----------|----------|----------|------------|
| Other Persons Involved Arrested | 0 | 0 | 0 | 0.00% |
| Other Persons Involved Not Arrested | 0 | 0 | 0 | 0.00% |
| Total | 0 | 0 | 0 | |

| Victim Age Range | Male | Female | Total | % of Total |
|------------------|----------|----------|----------|------------|
| Under 18 | 0 | 0 | 0 | 0.00% |
| 18-24 | 0 | 0 | 0 | 0.00% |
| 25-34 | 0 | 0 | 0 | 0.00% |
| 35-44 | 0 | 0 | 0 | 0.00% |
| 45-54 | 0 | 0 | 0 | 0.00% |
| 55-64 | 0 | 0 | 0 | 0.00% |
| 65 over | 0 | 0 | 0 | 0.00% |
| Unknown | 0 | 0 | 0 | 0.00% |
| Total: | 0 | 0 | 0 | |

| Victim Race | Male | Female | Total | % of Total |
|---------------------------|----------|----------|----------|------------|
| White | 0 | 0 | 0 | 0.00% |
| Black / African American | 0 | 0 | 0 | 0.00% |
| Am Indian / Alaska Native | 0 | 0 | 0 | 0.00% |
| Asian | 0 | 0 | 0 | 0.00% |
| Hawaiian/Pac. Islander | 0 | 0 | 0 | 0.00% |
| Unknown | 0 | 0 | 0 | 0.00% |
| Total: | 0 | 0 | 0 | |

| Victim Relationship to Offender (Within Family) | Total | % of Total |
|---|-------|------------|
| Spouse | 0 | 0.00% |
| Common - Law Spouse | 0 | 0.00% |
| Parent | 0 | 0.00% |
| Sibling | 0 | 0.00% |
| Child | 0 | 0.00% |
| Grandparent | 0 | 0.00% |
| Grandchild | 0 | 0.00% |
| In-Law | 0 | 0.00% |
| Step-parent | 0 | 0.00% |
| Step-child | 0 | 0.00% |
| Step-sibling | 0 | 0.00% |
| Other Family Member | 0 | 0.00% |

| Victim Relationship to Offender (Outside of Family) | Total | % of Total |
|---|----------|------------|
| Cohabitant | 0 | 0.00% |
| Child in Common | 0 | 0.00% |
| Acquaintance | 0 | 0.00% |
| Friend | 0 | 0.00% |
| Neighbor | 0 | 0.00% |
| Child in Care of Babysitter | 0 | 0.00% |
| Boyfriend/Girlfriend | 0 | 0.00% |
| Child of Boyfriend/Girlfriend | 0 | 0.00% |
| Homosexual Relationship | 0 | 0.00% |
| Ex-Spouse | 0 | 0.00% |
| Former Boyfriend/Girlfriend | 0 | 0.00% |
| Former Cohabitant | 0 | 0.00% |
| Employee | 0 | 0.00% |
| Employer | 0 | 0.00% |
| Otherwise Known | 0 | 0.00% |
| Relationship Unknown | 0 | 0.00% |
| Victim was Stranger | 0 | 0.00% |
| Victim was Offender | 0 | 0.00% |
| Total: | 0 | |

| WEAPON | | |
|--------------------|----------|------------|
| Weapon Used | Total | % of Total |
| Blunt Object | 0 | 0.00% |
| Handgun | 0 | 0.00% |
| Hands/Fist/Feet | 0 | 0.00% |
| Knife/Cutting Inst | 0 | 0.00% |
| Other Firearm | 0 | 0.00% |
| Other Weapon | 0 | 0.00% |
| Unknown | 0 | 0.00% |
| Total: | 0 | |

| ADDITIONAL INFO | | |
|----------------------------|-------|------------|
| Additional Information | Total | % of Total |
| Number of Children Present | 0 | 0.00% |
| Medical Attention Needed | 0 | 0.00% |
| DV Card Given | 0 | 0.00% |
| PO in Effect | 0 | 0.00% |

| Date of the Month | Total | % of Total |
|-------------------|----------|------------|
| 1st | 0 | 0.00% |
| 2nd | 0 | 0.00% |
| 3rd | 0 | 0.00% |
| 4th | 0 | 0.00% |
| 5th | 0 | 0.00% |
| 6th | 0 | 0.00% |
| 7th | 0 | 0.00% |
| 8th | 0 | 0.00% |
| 9th | 0 | 0.00% |
| 10th | 0 | 0.00% |
| 11th | 0 | 0.00% |
| 12th | 0 | 0.00% |
| 13th | 0 | 0.00% |
| 14th | 0 | 0.00% |
| 15th | 0 | 0.00% |
| 16th | 0 | 0.00% |
| 17th | 0 | 0.00% |
| 18th | 0 | 0.00% |
| 19th | 0 | 0.00% |
| 20th | 0 | 0.00% |
| 21st | 0 | 0.00% |
| 22nd | 0 | 0.00% |
| 23rd | 0 | 0.00% |
| 24th | 0 | 0.00% |
| 25th | 0 | 0.00% |
| 26th | 0 | 0.00% |
| 27th | 0 | 0.00% |
| 28th | 0 | 0.00% |
| 29th | 0 | 0.00% |
| 30th | 0 | 0.00% |
| 31st | 0 | 0.00% |
| Total: | 0 | |

| TIME OF DAY | Total | % of Total |
|---------------|----------|------------|
| 0000-0259 | 0 | 0.00% |
| 0300-0559 | 0 | 0.00% |
| 0600-0859 | 0 | 0.00% |
| 0900-1159 | 0 | 0.00% |
| 1200-1459 | 0 | 0.00% |
| 1500-1759 | 0 | 0.00% |
| 1800-2059 | 0 | 0.00% |
| 2100-2359 | 0 | 0.00% |
| Total: | 0 | |

| Offender Age Range | Male | Female | Total | % of Total |
|--------------------|----------|----------|----------|------------|
| Under 18 | 0 | 0 | 0 | 0.00% |
| 18-24 | 0 | 0 | 0 | 0.00% |
| 25-34 | 0 | 0 | 0 | 0.00% |
| 35-44 | 0 | 0 | 0 | 0.00% |
| 45-54 | 0 | 0 | 0 | 0.00% |
| 55-64 | 0 | 0 | 0 | 0.00% |
| 65 over | 0 | 0 | 0 | 0.00% |
| Unknown | 0 | 0 | 0 | 0.00% |
| Total: | 0 | 0 | 0 | |

| Offender Race | Male | Female | Total | % of Total |
|---------------------------|----------|----------|----------|------------|
| White | 0 | 0 | 0 | 0.00% |
| Black / African American | 0 | 0 | 0 | 0.00% |
| Am Indian / Alaska Native | 0 | 0 | 0 | 0.00% |
| Asian | 0 | 0 | 0 | 0.00% |
| Hawaiian/Pac. Islander | 0 | 0 | 0 | 0.00% |
| Unknown | 0 | 0 | 0 | 0.00% |
| Total: | 0 | 0 | 0 | |

| Primary Aggressors Arrest Info | Male | Female | Total | % of Total |
|---------------------------------|----------|----------|----------|------------|
| Primary Aggressors Arrested | 0 | 0 | 0 | 0.00% |
| Primary Aggressors Not Arrested | 0 | 0 | 0 | 0.00% |
| Total: | 0 | 0 | 0 | |

| Mitigating Circumstances for Primary Aggressor Not Being Arrested | Male | Female | Total | % of Total |
|---|----------|----------|----------|------------|
| Aggressor undetermined | 0 | 0 | 0 | 0.00% |
| Gone upon arrival | 0 | 0 | 0 | 0.00% |
| No evidence of injury | 0 | 0 | 0 | 0.00% |
| Not reported within 24 hours | 0 | 0 | 0 | 0.00% |
| Other | 0 | 0 | 0 | 0.00% |
| Unknown | 0 | 0 | 0 | 0.00% |
| Total: | 0 | 0 | 0 | |

| Other Persons Involved Arrest Information | Male | Female | Total | % of Total |
|---|----------|----------|----------|------------|
| Other Persons Involved Arrested | 0 | 0 | 0 | 0.00% |
| Other Persons Involved Not Arrested | 0 | 0 | 0 | 0.00% |
| Total | 0 | 0 | 0 | |

| Victim Age Range | Male | Female | Total | % of Total |
|------------------|----------|----------|----------|------------|
| Under 18 | 0 | 0 | 0 | 0.00% |
| 18-24 | 0 | 0 | 0 | 0.00% |
| 25-34 | 0 | 0 | 0 | 0.00% |
| 35-44 | 0 | 0 | 0 | 0.00% |
| 45-54 | 0 | 0 | 0 | 0.00% |
| 55-64 | 0 | 0 | 0 | 0.00% |
| 65 over | 0 | 0 | 0 | 0.00% |
| Unknown | 0 | 0 | 0 | 0.00% |
| Total: | 0 | 0 | 0 | |

| Victim Race | Male | Female | Total | % of Total |
|---------------------------|----------|----------|----------|------------|
| White | 0 | 0 | 0 | 0.00% |
| Black / African American | 0 | 0 | 0 | 0.00% |
| Am Indian / Alaska Native | 0 | 0 | 0 | 0.00% |
| Asian | 0 | 0 | 0 | 0.00% |
| Hawaiian/Pac. Islander | 0 | 0 | 0 | 0.00% |
| Unknown | 0 | 0 | 0 | 0.00% |
| Total: | 0 | 0 | 0 | |

| Victim Relationship to Offender (Within Family) | Total | % of Total |
|---|-------|------------|
| Spouse | 0 | 0.00% |
| Common - Law Spouse | 0 | 0.00% |
| Parent | 0 | 0.00% |
| Sibling | 0 | 0.00% |
| Child | 0 | 0.00% |
| Grandparent | 0 | 0.00% |
| Grandchild | 0 | 0.00% |
| In-Law | 0 | 0.00% |
| Step-parent | 0 | 0.00% |
| Step-child | 0 | 0.00% |
| Step-sibling | 0 | 0.00% |
| Other Family Member | 0 | 0.00% |

| Victim Relationship to Offender (Outside of Family) | Total | % of Total |
|---|----------|------------|
| Cohabitant | 0 | 0.00% |
| Child in Common | 0 | 0.00% |
| Acquaintance | 0 | 0.00% |
| Friend | 0 | 0.00% |
| Neighbor | 0 | 0.00% |
| Child in Care of Babysitter | 0 | 0.00% |
| Boyfriend/Girlfriend | 0 | 0.00% |
| Child of Boyfriend/Girlfriend | 0 | 0.00% |
| Homosexual Relationship | 0 | 0.00% |
| Ex-Spouse | 0 | 0.00% |
| Former Boyfriend/Girlfriend | 0 | 0.00% |
| Former Cohabitant | 0 | 0.00% |
| Employee | 0 | 0.00% |
| Employer | 0 | 0.00% |
| Otherwise Known | 0 | 0.00% |
| Relationship Unknown | 0 | 0.00% |
| Victim was Stranger | 0 | 0.00% |
| Victim was Offender | 0 | 0.00% |
| Total: | 0 | |

| WEAPON | Total | % of Total |
|--------------------|----------|------------|
| Blunt Object | 0 | 0.00% |
| Handgun | 0 | 0.00% |
| Hands/Fist/Feet | 0 | 0.00% |
| Knife/Cutting Inst | 0 | 0.00% |
| Other Firearm | 0 | 0.00% |
| Other Weapon | 0 | 0.00% |
| Unknown | 0 | 0.00% |
| Total: | 0 | |

| ADDITIONAL INFO | Total | % of Total |
|----------------------------|-------|------------|
| Number of Children Present | 0 | 0.00% |
| Medical Attention Needed | 0 | 0.00% |
| DV Card Given | 0 | 0.00% |
| PQ in Effect | 0 | 0.00% |

Attachment Three (3)

Committee on Domestic Violence
Legislative Subcommittee
February 13, 2020

Contents: Action Plan

Legislative Sub-Committee Action Plan

| <u>Action</u> | <u>Activities</u> | <u>Due Date</u> | <u>Documentation Needed</u> |
|--|--|--|---|
| 1. By April 2020 research and make recommendations regarding Domestic Violence High Risk Protection Team implementation in Nevada. | <ol style="list-style-type: none"> 1. Legislative Committee discussion - completed 2. Webinar Presentation by the Jeanne Geiger Crisis Center on their Domestic Violence High Risk Team Model to full CDV and discussion of applicability to Nevada 3. Determine next steps | 1/28/19 10:00 a.m. | <ul style="list-style-type: none"> • None |
| 2. By June 2020 and ongoing, identify and track 2019 legislative changes to understand how these changes are being implemented throughout the state. | <ol style="list-style-type: none"> 1. Develop list of legislative changes. 2. Identify information sources to track implementation of changes – DPS, AOC, etc. 3. Report back on implementation successes and struggles 4. Identify potential changes to aid the implementation | <p>Dec. 31st</p> <p>Dec 31st</p> <p>TBD – CDV Meeting dates</p> <p>June 30th</p> | <ul style="list-style-type: none"> • List of legislative changes • Contact/source list • Reports at each CDV Meeting • Written report |
| 3. By April 2020 and ongoing create a process to review, recommend and take a position on suggested legislation for the 2021 session | <ol style="list-style-type: none"> 1. Review process from previous sessions. 2. Develop written process for legislative sub-committee 3. Present to CDV for approval and implementation | <p>Dec. 31st</p> <p>Jan 31st</p> <p>Spring CDV meeting</p> | <ul style="list-style-type: none"> • Written Report |